

PST 1,0/ 5-H-3,5 - Pin strip

1737048

<https://www.phoenixcontact.com/us/products/1737048>



Please be informed that the data shown in this PDF document is generated from our online catalog. Please find the complete data in the user documentation. Our general terms of use for downloads are valid.



Pin strip, nominal cross section: 1.5 mm², color: black, nominal current: 8 A (depends on the plug used), rated voltage (III/2): 250 V, contact surface: Tin, contact connection type: Pin, number of potentials: 5, number of rows: 1, number of positions: 5, number of connections: 5, product range: PST 1,0/...-H, pitch: 3.5 mm, mounting: THR soldering, pin layout: Linear pinning, solder pin [P]: 6.6 mm, number of solder pins per potential: 1, plug-in system: COMBICON PST 1,0, locking: without, mounting: without, type of packaging: packed in cardboard, The maximum current depends on the plug used. The lower of the two current values apply for plug and pin strip. The pin strip is made of highly temperature resistant plastic and is thus suitable for the reflow process.

Your advantages

- Suitable for wave and reflow soldering processes
- Optimum pin geometry for all COMBICON pin strip connectors

Commercial data

Item number	1737048
Packing unit	1 pc
Minimum order quantity	50 pc
Note	Made to order (non-returnable)
Sales key	AA02
Product key	AABTKB
Catalog page	Page 433 (C-1-2013)
GTIN	4046356183451
Weight per piece (including packing)	0.728 g
Weight per piece (excluding packing)	0.728 g
Customs tariff number	85366930
Country of origin	SK

PST 1,0/ 5-H-3,5 - Pin strip

1737048

<https://www.phoenixcontact.com/us/products/1737048>



Technical data

Product properties

Type	Pin strip
Product line	COMBICON Connectors S
Product type	Pin strip
Product family	PST 1,0/...-H
Number of positions	5
Pitch	3.5 mm
Number of connections	5
Number of rows	1
Mounting flange	without
Number of potentials	5
Pin layout	Linear pinning
Solder pins per potential	1

Electrical properties

Nominal current I_N	8 A (depends on the plug used)
Nominal voltage U_N	250 V
Degree of pollution	3
Rated voltage (III/3)	160 V
Rated surge voltage (III/3)	2.5 kV
Rated voltage (III/2)	250 V
Rated surge voltage (III/2)	2.5 kV
Rated voltage (II/2)	250 V
Rated surge voltage (II/2)	2.5 kV

Mounting

Mounting type	THR soldering
Pin layout	Linear pinning

Material specifications

Material data - contact

Note	WEEE/RoHS-compliant, free of whiskers according to IEC 60068-2-82/JEDEC JESD 201
Contact material	Cu alloy
Surface characteristics	Tin-plated
Metal surface contact area (top layer)	Tin (3 - 5 μm Sn)
Metal surface contact area (middle layer)	Nickel (1 - 3 μm Ni)
Metal surface soldering area (top layer)	Tin (3 - 5 μm Sn)
Metal surface soldering area (middle layer)	Nickel (1 - 3 μm Ni)

Material data - housing

Color (Housing)	black (9005)
-----------------	--------------

PST 1,0/ 5-H-3,5 - Pin strip

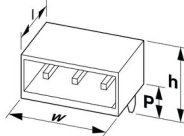
1737048

<https://www.phoenixcontact.com/us/products/1737048>



Insulating material	PA
Insulating material group	IIIa
CTI according to IEC 60112	250
Flammability rating according to UL 94	V0
Glow wire flammability index GWFI according to EN 60695-2-12	850
Glow wire ignition temperature GWIT according to EN 60695-2-13	775
Temperature for the ball pressure test according to EN 60695-10-2	125 °C

Dimensions

Dimensional drawing	
Pitch	3.5 mm
Width [w]	17.5 mm
Height [h]	9.4 mm
Length [l]	10.5 mm
Installed height	2.8 mm
Solder pin length [P]	6.6 mm
Pin dimensions	ø 1 mm

Electrical tests

Air clearances and creepage distances |

Specification	IEC 60664-1:2007-04
Insulating material group	IIIa
Comparative tracking index (IEC 60112)	CTI 250
Rated insulation voltage (III/3)	160 V
Rated surge voltage (III/3)	2.5 kV
minimum clearance value - non-homogenous field (III/3)	1.5 mm
minimum creepage distance (III/3)	2.5 mm
Rated insulation voltage (III/2)	250 V
Rated surge voltage (III/2)	2.5 kV
minimum clearance value - non-homogenous field (III/2)	1.5 mm
minimum creepage distance (III/2)	2.5 mm
Rated insulation voltage (II/2)	250 V
Rated surge voltage (II/2)	2.5 kV
minimum clearance value - non-homogenous field (II/2)	1.5 mm
minimum creepage distance (II/2)	2.5 mm

Environmental and real-life conditions

PST 1,0/ 5-H-3,5 - Pin strip

1737048

<https://www.phoenixcontact.com/us/products/1737048>



Ambient conditions

Ambient temperature (operation)	-40 °C ... 100 °C (dependent on the derating curve)
Ambient temperature (storage/transport)	-40 °C ... 70 °C
Relative humidity (storage/transport)	30 % ... 70 %
Ambient temperature (assembly)	-5 °C ... 100 °C

Packaging specifications

Type of packaging	packed in cardboard
-------------------	---------------------

PST 1,0/ 5-H-3,5 - Pin strip

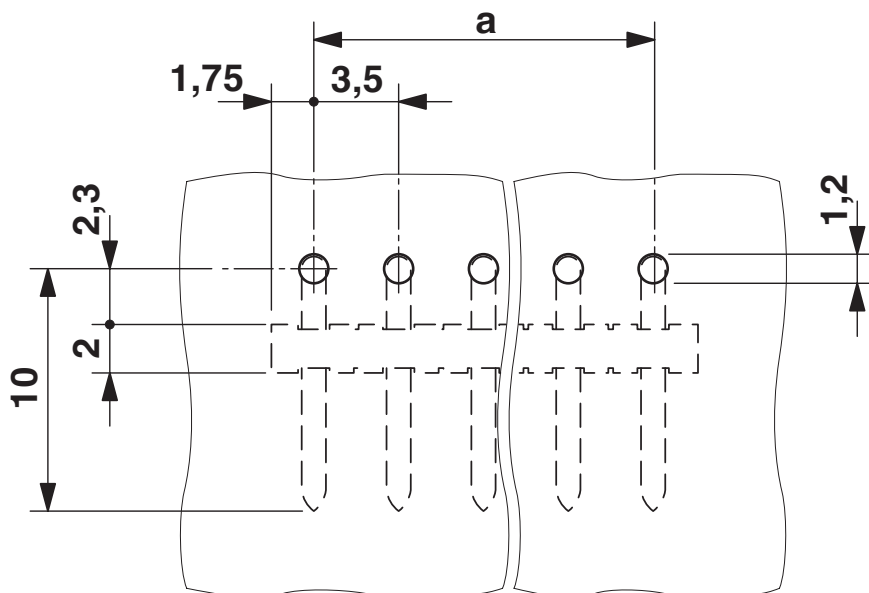
1737048

<https://www.phoenixcontact.com/us/products/1737048>

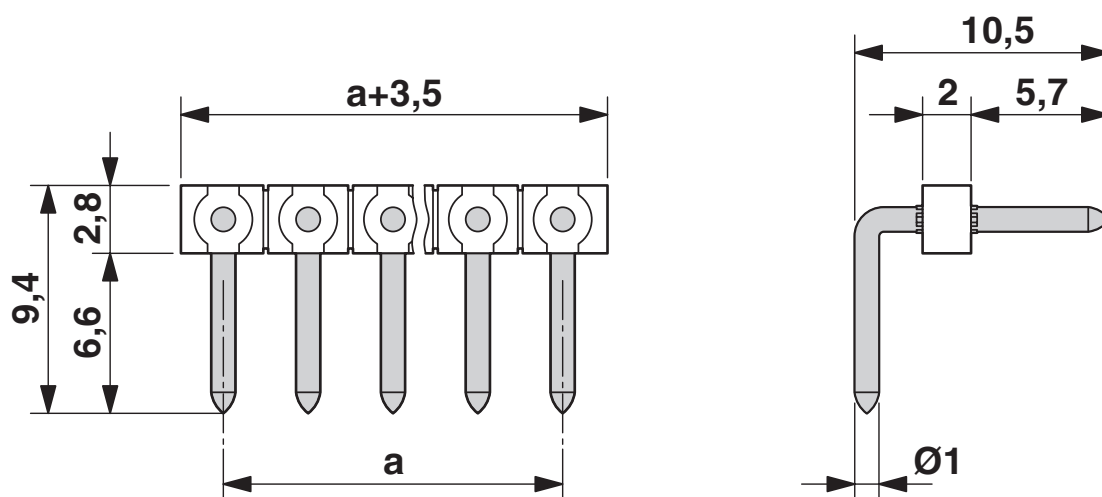


Drawings

Drilling plan/solder pad geometry



Dimensional drawing



PST 1,0/ 5-H-3,5 - Pin strip

1737048

<https://www.phoenixcontact.com/us/products/1737048>



Approvals

To download certificates, visit the product detail page: <https://www.phoenixcontact.com/us/products/1737048>



EAC

Approval ID: B.01687



cULus Recognized

Approval ID: E60425-20030211

	Nominal voltage U_N	Nominal current I_N	Cross section AWG	Cross section mm^2
Use group B				
	300 V	10 A	-	-

PST 1,0/ 5-H-3,5 - Pin strip

1737048

<https://www.phoenixcontact.com/us/products/1737048>



Classifications

ECLASS

ECLASS-11.0	27460201
ECLASS-12.0	27460201
ECLASS-13.0	27460201

ETIM

ETIM 8.0	EC002637
----------	----------

UNSPSC

UNSPSC 21.0	39121400
-------------	----------

PST 1,0/ 5-H-3,5 - Pin strip

1737048

<https://www.phoenixcontact.com/us/products/1737048>



Environmental product compliance

China RoHS	Environmentally friendly use period: unlimited = EFUP-e
	No hazardous substances above threshold values

Phoenix Contact 2023 © - all rights reserved
<https://www.phoenixcontact.com>

Phoenix Contact USA
586 Fulling Mill Road
Middletown, PA 17057, United States
(+717) 944-1300
info@phoenixcon.com