

GSMKDS 3/ 2 - PCB terminal block



1733020

<https://www.phoenixcontact.com/us/products/1733020>

Please be informed that the data shown in this PDF document is generated from our online catalog. Please find the complete data in the user documentation. Our general terms of use for downloads are valid.



PCB terminal block, nominal current: 24 A, rated voltage (III/2): 630 V, nominal cross section: 2.5 mm², number of potentials: 2, number of rows: 1, number of positions per row: 2, product range: GSMKDS 3, pitch: 7.5 mm, connection method: Screw connection with tension sleeve, screw head form: L Slotted, mounting: Wave soldering, conductor/PCB connection direction: 55 °, color: green, Pin layout: Linear pinning, Solder pin [P]: 4.5 mm, number of solder pins per potential: 1, type of packaging: packed in cardboard. The article can be aligned to create different nos. of positions!

Your advantages

- Well-known connection principle allows worldwide use
- Low temperature rise, thanks to maximum contact force
- Allows connection of two conductors
- Angled connection enables multi-row arrangement on the PCB
- Larger pitch for increased voltage requirements
- Integrated protective guide prevents incorrect insertion of the conductor underneath the tension sleeve
- The latching on the side enables various numbers of positions to be combined

Commercial data

| | |
|--------------------------------------|---------------------|
| Item number | 1733020 |
| Packing unit | 1 pc |
| Minimum order quantity | 100 pc |
| Sales key | AA13 |
| Product key | AAMFJH |
| Catalog page | Page 123 (C-1-2013) |
| GTIN | 4017918026486 |
| Weight per piece (including packing) | 4.75 g |
| Weight per piece (excluding packing) | 4.342 g |
| Customs tariff number | 85369010 |
| Country of origin | DE |

GSMKDS 3/ 2 - PCB terminal block



1733020

<https://www.phoenixcontact.com/us/products/1733020>

Technical data

Product properties

| | |
|---------------------------|----------------------------------|
| Type | PC terminal block can be aligned |
| Product line | COMBICON Terminals M |
| Product type | Printed circuit board terminal |
| Product family | GSMKDS 3 |
| Number of positions | 2 |
| Pitch | 7.5 mm |
| Number of connections | 2 |
| Number of rows | 1 |
| Number of potentials | 2 |
| Pin layout | Linear pinning |
| Solder pins per potential | 1 |

Electrical properties

| | |
|-----------------------------|--------|
| Nominal current I_N | 24 A |
| Nominal voltage U_N | 630 V |
| Degree of pollution | 3 |
| Rated voltage (III/3) | 500 V |
| Rated surge voltage (III/3) | 6 kV |
| Rated voltage (III/2) | 630 V |
| Rated surge voltage (III/2) | 6 kV |
| Rated voltage (II/2) | 1000 V |
| Rated surge voltage (II/2) | 6 kV |

Connection data

Connection technology

| | |
|-----------------------|----------------------------------|
| Type | PC terminal block can be aligned |
| Nominal cross section | 2.5 mm ² |

Conductor connection

| | |
|---|---|
| Connection method | Screw connection with tension sleeve |
| Conductor cross section rigid | 0.2 mm ² ... 4 mm ² |
| Conductor cross section flexible | 0.2 mm ² ... 2.5 mm ² |
| Conductor cross section AWG | 24 ... 12 |
| Conductor cross section flexible, with ferrule without plastic sleeve | 0.25 mm ² ... 2.5 mm ² |
| Conductor cross section, flexible, with ferrule, with plastic sleeve | 0.25 mm ² ... 2.5 mm ² |
| 2 conductors with same cross section, solid | 0.2 mm ² ... 1.5 mm ² |
| 2 conductors with same cross section, flexible | 0.2 mm ² ... 1.5 mm ² |
| 2 conductors with same cross section, flexible, with ferrule without plastic sleeve | 0.25 mm ² ... 0.75 mm ² |
| 2 conductors with the same cross section, flexible, with TWIN | 0.5 mm ² ... 1.5 mm ² |

GSMKDS 3/ 2 - PCB terminal block



1733020

<https://www.phoenixcontact.com/us/products/1733020>

| | |
|-----------------------------|-------------------|
| ferrule with plastic sleeve | |
| Stripping length | 8 mm |
| Tightening torque | 0.5 Nm ... 0.6 Nm |

Mounting

| | |
|-----------------------|--------------------------------------|
| Mounting type | Wave soldering |
| Pin layout | Linear pinning |
| Drive form screw head | Slotted (L) |
| Connection method | Screw connection with tension sleeve |
| Drive form screw head | Slotted (L) |

Processing notes

| | |
|---------|----------------|
| Process | Wave soldering |
|---------|----------------|

Material specifications

Material data - contact

| | |
|--|--|
| Note | WEEE/RoHS-compliant, free of whiskers according to IEC 60068-2-82/JEDEC JESD 201 |
| Contact material | Cu alloy |
| Surface characteristics | Tin-plated |
| Metal surface terminal point (top layer) | Tin (4 - 8 µm Sn) |
| Metal surface soldering area (top layer) | Tin (4 - 8 µm Sn) |

Material data - housing

| | |
|---|--------------|
| Color (Housing) | green (6021) |
| Insulating material | PA |
| Insulating material group | I |
| CTI according to IEC 60112 | 600 |
| Flammability rating according to UL 94 | V0 |
| Glow wire flammability index GWFI according to EN 60695-2-12 | 850 |
| Glow wire ignition temperature GWIT according to EN 60695-2-13 | 775 |
| Temperature for the ball pressure test according to EN 60695-10-2 | 125 °C |

Notes

| | |
|---------------------|--|
| Note on application | For safe conductor connection, always adhere to a defined tightening torque. Particularly in the case of PCB terminal blocks with two or three positions, the individual solder pin for each contact point cannot compensate for this. That is why the terminal blocks must be supported during conductor connection (held with one hand, support on the housing). |
|---------------------|--|

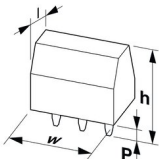
Dimensions

GSMKDS 3/ 2 - PCB terminal block

1733020

<https://www.phoenixcontact.com/us/products/1733020>



| | |
|-----------------------|--|
| Dimensional drawing |  |
| Pitch | 7.5 mm |
| Width [w] | 15 mm |
| Height [h] | 22.5 mm |
| Length [l] | 16 mm |
| Installed height | 18 mm |
| Solder pin length [P] | 4.5 mm |
| Pin dimensions | 0.9 x 0.9 mm |

Electrical tests

Air clearances and creepage distances |

| | |
|--|---|
| Specification | IEC 60947-1:2007-06 + A1:2010-12 + A2:2014-09 |
| Insulating material group | I |
| Comparative tracking index (IEC 60112) | CTI 600 |
| Rated insulation voltage (III/3) | 500 V |
| Rated surge voltage (III/3) | 6 kV |
| minimum clearance value - non-homogenous field (III/3) | 5.5 mm |
| minimum creepage distance (III/3) | 6.3 mm |
| Rated insulation voltage (III/2) | 630 V |
| Rated surge voltage (III/2) | 6 kV |
| minimum clearance value - non-homogenous field (III/2) | 5.5 mm |
| minimum creepage distance (III/2) | 5.5 mm |
| Rated insulation voltage (II/2) | 1000 V |
| Rated surge voltage (II/2) | 6 kV |
| minimum clearance value - non-homogenous field (II/2) | 5.5 mm |
| minimum creepage distance (II/2) | 5.5 mm |

Environmental and real-life conditions

Ambient conditions

| | |
|---|---|
| Ambient temperature (operation) | -40 °C ... 100 °C (Depending on the current carrying capacity/derating curve) |
| Ambient temperature (storage/transport) | -40 °C ... 70 °C |
| Relative humidity (storage/transport) | 30 % ... 70 % |
| Ambient temperature (assembly) | -5 °C ... 100 °C |

Packaging specifications

| | |
|-------------------|---------------------|
| Type of packaging | packed in cardboard |
|-------------------|---------------------|

GSMKDS 3/ 2 - PCB terminal block

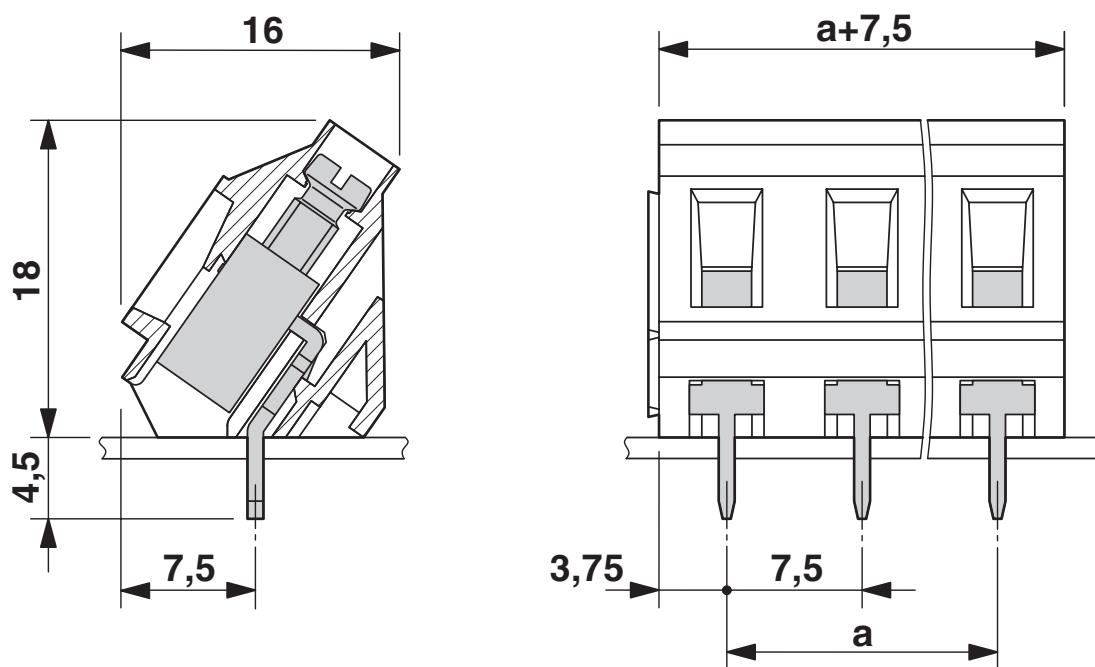
1733020

<https://www.phoenixcontact.com/us/products/1733020>

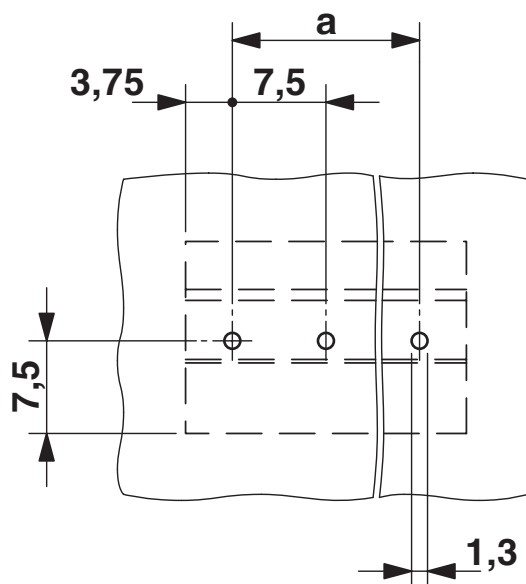


Drawings

Dimensional drawing



Drilling plan/solder pad geometry



GSMKDS 3/ 2 - PCB terminal block



1733020


<https://www.phoenixcontact.com/us/products/1733020>


Approvals

To download certificates, visit the product detail page: <https://www.phoenixcontact.com/us/products/1733020>

|  CSA Approval ID: 13631 | | | | |
|--|-----------------------|-----------------------|-------------------|-----------------------------|
| | Nominal voltage U_N | Nominal current I_N | Cross section AWG | Cross section mm^2 |
| Use group B | | | | |
| | 300 V | 10 A | 28 - 12 | - |
| Use group D | | | | |
| | 300 V | 10 A | 28 - 12 | - |

|  EAC Approval ID: B.01687 | | | | |
|--|--|--|--|--|
|--|--|--|--|--|

|  cULus Recognized Approval ID: E60425-19870331 | | | | |
|---|-----------------------|-----------------------|-------------------|-----------------------------|
| | Nominal voltage U_N | Nominal current I_N | Cross section AWG | Cross section mm^2 |
| Use group B | | | | |
| | 250 V | 15 A | 30 - 12 | - |
| Use group D | | | | |
| | 300 V | 10 A | 30 - 12 | - |

|  VDE Zeichengenehmigung Approval ID: 40055394 | | | | |
|--|-----------------------|-----------------------|-------------------|-----------------------------|
| | Nominal voltage U_N | Nominal current I_N | Cross section AWG | Cross section mm^2 |
| | 630 V | 30 A | - | 0.2 - 4 |

GSMKDS 3/ 2 - PCB terminal block



1733020

<https://www.phoenixcontact.com/us/products/1733020>

Classifications

ECLASS

| | |
|-------------|----------|
| ECLASS-11.0 | 27460101 |
| ECLASS-12.0 | 27460101 |
| ECLASS-13.0 | 27460101 |

ETIM

| | |
|----------|----------|
| ETIM 8.0 | EC002643 |
|----------|----------|

UNSPSC

| | |
|-------------|----------|
| UNSPSC 21.0 | 39121400 |
|-------------|----------|

GSMKDS 3/ 2 - PCB terminal block



1733020

<https://www.phoenixcontact.com/us/products/1733020>

Environmental product compliance

| | |
|------------|---|
| China RoHS | Environmentally friendly use period: unlimited = EFUP-e |
| | No hazardous substances above threshold values |

GSMKDS 3/ 2 - PCB terminal block



1733020

<https://www.phoenixcontact.com/us/products/1733020>

Accessories

SZS 0,6X3,5 - Screwdriver

1205053

<https://www.phoenixcontact.com/us/products/1205053>



Actuation tool, for ST terminal blocks, insulated, also suitable for use as a bladed screwdriver, size: 0.6 x 3.5 x 100 mm, 2-component grip, with non-slip grip

SK 7,5/5:FORTL.ZAHLEN - Marker card

0804468

<https://www.phoenixcontact.com/us/products/0804468>



Marker card, white, labeled, horizontal: consecutive numbers 1 ... 10, 11 ... 20, etc. up to 91 ... 100, mounting type: adhesive, for terminal block width: 7.5 mm, lettering field size: 7.5 x 5 mm

Phoenix Contact 2023 © - all rights reserved

<https://www.phoenixcontact.com>

Phoenix Contact USA

586 Fulling Mill Road

Middletown, PA 17057, United States

(+717) 944-1300

info@phoenixcon.com