


# FP 1,27/ 16-MV 1,75 - SMD male connectors



1714936

<https://www.phoenixcontact.com/us/products/1714936>

Please be informed that the data shown in this PDF document is generated from our online catalog. Please find the complete data in the user documentation. Our general terms of use for downloads are valid.



SMD male connector, nominal current: 1.4 A, Test voltage: 500 V AC, number of positions: 16, pitch: 1.27 mm, color: black, contact surface: Gold, contact connection type: Pin, mounting: SMD soldering

## Your advantages

- Gold-plated contacts ensure transfer quality remains stable over the long term
- Compact, high-position board-to-board or wire-to-board connectors for space-saving device designs
- Stacked, coplanar or orthogonal PCB connections enable maximum flexibility in the device
- Male and female connectors of different height can be combined – for individual PCB spacing of 8 mm ... 13.8 mm

## Commercial data

Item number	1714936
Packing unit	1 pc
Minimum order quantity	280 pc
Sales key	AA24
Product key	AAXGAB
GTIN	4055626403090
Weight per piece (including packing)	1.975 g
Weight per piece (excluding packing)	1.975 g
Customs tariff number	85366930
Country of origin	CN

## Technical data

### Product properties

Product type	SMD male connector
Product family	FR 1,27/...-MV 1,75
Number of positions	16
Pitch	1.27 mm
Number of rows	2
Number of potentials	16
Pin layout	Linear pad geometry

### Electrical properties

Nominal current $I_N$	1.4 A IEC 60512-5-2:2002-02 (at 20°C 50-pos.)
Nominal voltage $U_N$	AC
Degree of pollution	3
Contact resistance	25 mΩ
Test voltage	500 V AC IEC 60512-4-1:2003
Rated voltage (III/3)	500 V
Rated voltage (II/2)	10 V
Rated surge voltage (II/2)	0.8 kV

### Mounting

Mounting type	SMD soldering
Pin layout	Linear pad geometry

### Processing notes

Process	Reflow soldering
Moisture Sensitive Level	MSL 1
Classification temperature $T_c$	260 °C

### Material specifications

#### Material data - contact

Note	WEEE/RoHS-compliant, free of whiskers according to IEC 60068-2-82/JEDEC JESD 201
Contact material	Cu alloy
Surface characteristics	Selective coating
Metal surface contact area (top layer)	Gold (Au)
Metal surface contact area (middle layer)	Nickel (Ni) Palladium nickel, (PdNi)
Metal surface soldering area (top layer)	Tin (Sn)

#### Material data - housing

Color (Housing)	black (9005)
Insulating material	LCP
Insulating material group	IIIb

# FP 1,27/ 16-MV 1,75 - SMD male connectors



1714936

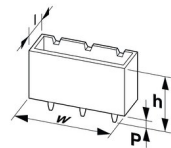
<https://www.phoenixcontact.com/us/products/1714936>

CTI according to IEC 60112	175
Flammability rating according to UL 94	V0

## Notes

Notes on operation	The permissible voltage during operation depends on the application, taking into consideration the air clearances and creepage distances within the scope of insulation requirements in accordance with IEC 60664-1.
--------------------	--

## Dimensions

Dimensional drawing	
Pitch	1.27 mm
Width [w]	15.25 mm
Height [h]	7.45 mm
Length [l]	6 mm
Installed height	6.7 mm

## Application

Contact cover	0.9 mm
Center offset	± 0.7 mm in longitudinal and transverse direction
Stack height	8 mm Tolerance: +1,5 mm (in combination with Range of articles:FP 1,27/...-FV 6,25) 10.8 mm Tolerance: +1,5 mm (in combination with Range of articles:FP 1,27/...-FV 9,05)
Wipe length	1.5 mm
Angular tolerance	± 4 ° in longitudinal direction ± 2 ° in transverse direction

## PCB design

Pad geometry	0.8 x 1.1 mm
Pin spacing	1.27 mm

## Mechanical tests

### Insertion and withdrawal forces

Result	Test passed
No. of cycles	500
Insertion strength per pos. approx.	0.5 N
Withdraw strength per pos. approx.	0.5 N

### Resistance of inscriptions

Specification	IEC 60068-2-70:1995-12
Result	Test passed

# FP 1,27/ 16-MV 1,75 - SMD male connectors



1714936

<https://www.phoenixcontact.com/us/products/1714936>

## Visual inspection

Specification	IEC 60512-1-1:2002-02
Result	Test passed

## Dimension check

Specification	IEC 60512-1-2:2002-02
Result	Test passed

## Electrical tests

### Thermal test | Test group C

Specification	IEC 60512-5-2:2002-02
Tested number of positions	50

### Insulation resistance

Specification	IEC 60512-3-1:2002-02
Insulation resistance, neighboring positions	$\geq 10 \text{ G}\Omega$

### Air clearances and creepage distances |

Insulating material group	IIIb
Comparative tracking index (IEC 60112)	CTI 175
Rated insulation voltage (III/3)	500 V
Rated insulation voltage (II/2)	10 V
Rated surge voltage (II/2)	0.8 kV
minimum clearance value - non-homogenous field (II/2)	0.4 mm
minimum creepage distance (II/2)	0.4 mm
Minimum value for clearance and creepage distance	0.4 mm

## Environmental and real-life conditions

### Vibration test

Specification	IEC 60068-2-6:2007-12
Frequency	10 - 2000 - 10 Hz
Sweep speed	1 octave/min
Amplitude	1.5 mm (10 Hz ... 60.1 Hz)
Sweep speed	20g (60.1 Hz ... 2000 Hz)
Test duration per axis	2.5 h

### Durability test

Specification	IEC 60512-9-1:2010-03 (following)
Impulse withstand voltage at sea level	0.8 kV
Contact resistance $R_1$	25 m $\Omega$
Contact resistance $R_2$	25 m $\Omega$
Insertion/withdrawal cycles	500
Insulation resistance, neighboring positions	$\geq 10 \text{ G}\Omega$

### Climatic test

# FP 1,27/ 16-MV 1,75 - SMD male connectors



1714936

<https://www.phoenixcontact.com/us/products/1714936>

Specification	IEC 60512-11-7:2003-05
Corrosive stress	Method 1, 10 days
Power-frequency withstand voltage	500 V AC

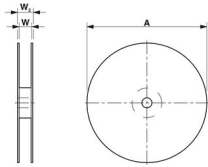
## Shocks

Specification	IEC 60068-2-27:2008-02
Pulse shape	Semi-sinusoidal
Acceleration	50g
Shock duration	11 ms
Test directions	X-, Y- and Z-axis (pos. and neg.)

## Ambient conditions

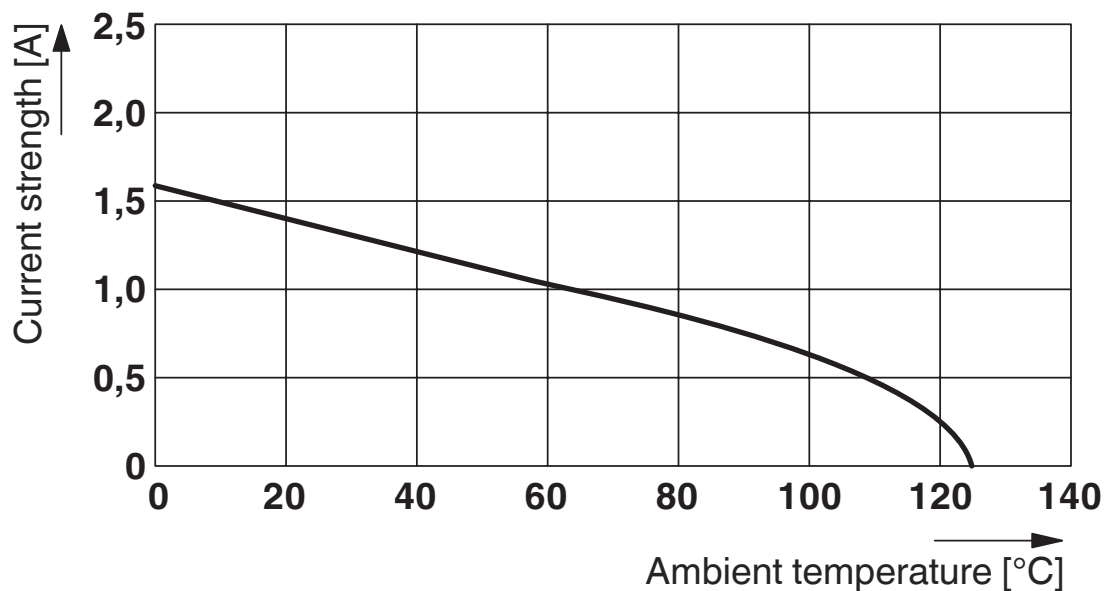
Ambient temperature (operation)	-55 °C ... 125 °C
Ambient temperature (storage/transport)	-40 °C ... 70 °C
Relative humidity (storage/transport)	30 % ... 70 %
Ambient temperature (assembly)	-5 °C ... 100 °C

## Packaging specifications

Dimensional drawing	
Type of packaging	32 mm wide tape
[W] tape width	32 mm
[W2] coil overall dimension	38.4 mm
[A] coil diameter	330 mm
Outer packaging type	Transparent-Bag
ESD level	(D) electrostatically conductive
Specification	DIN EN 61340-5-1 (VDE 0300-5-1): 2008-07

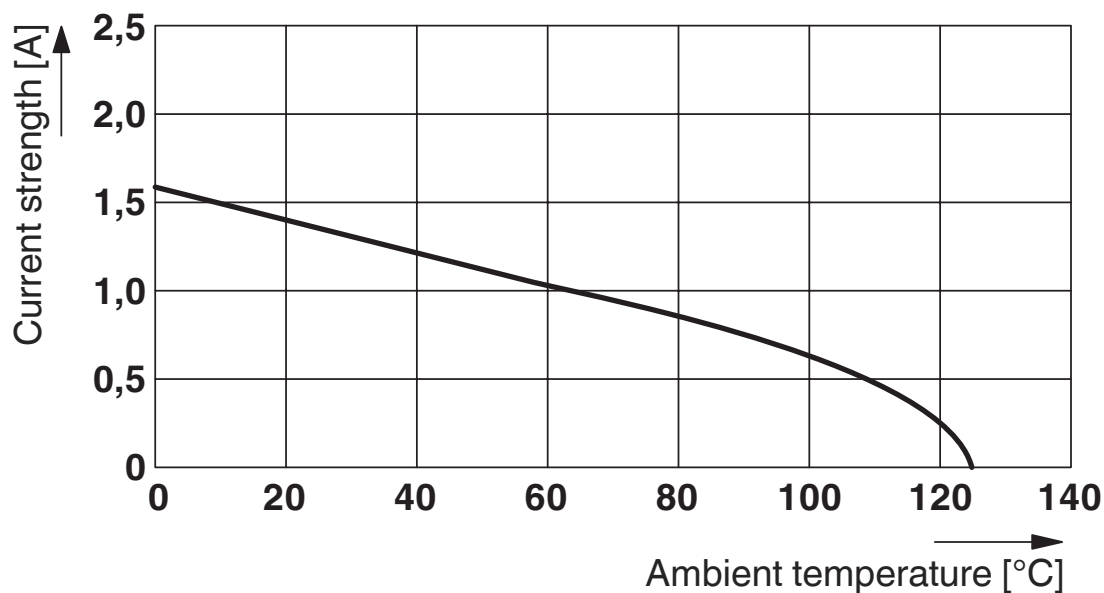
## Drawings

Diagram



Type: FP 1,27/...-FV 6,25 with FP 1,27/...-MV 1,75

Diagram



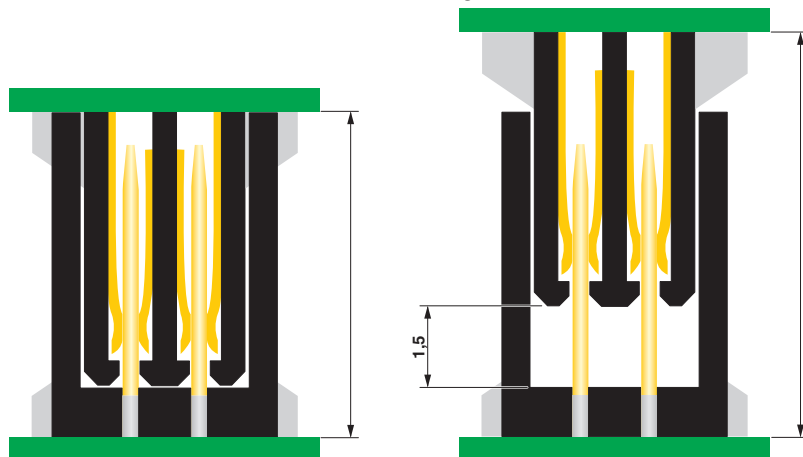
Type: FP 1,27/...-FV 9,05 with FP 1,27/...-MV 1,75

# FP 1,27/ 16-MV 1,75 - SMD male connectors

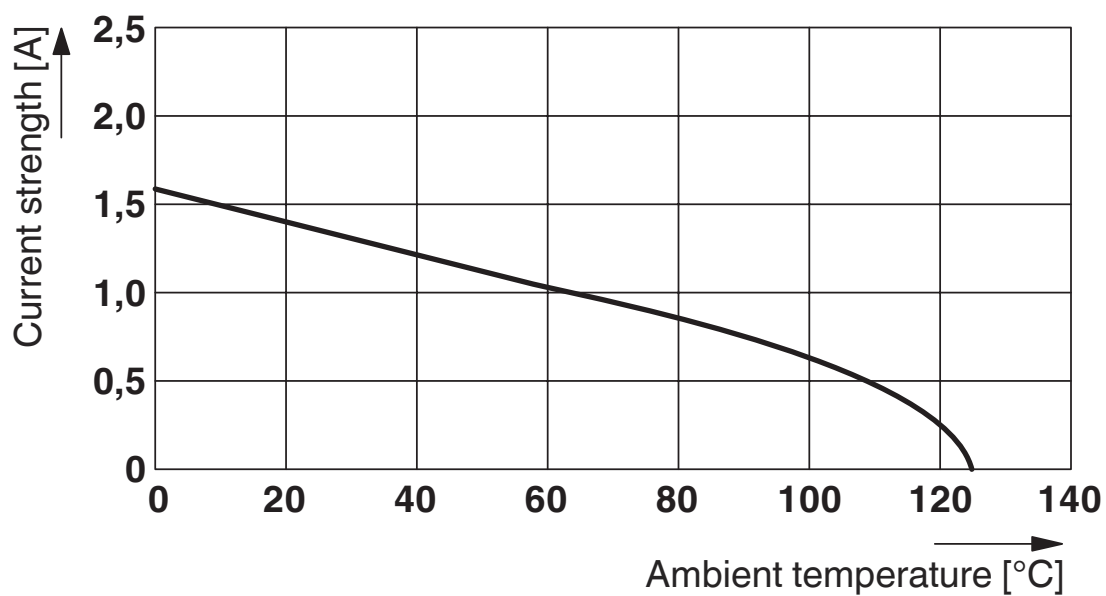
1714936

<https://www.phoenixcontact.com/us/products/1714936>

Schematic diagram



Diagram



Type: FP 1,27/...-FH with FP 1,27/...-MV 1,75


# FP 1,27/ 16-MV 1,75 - SMD male connectors



1714936

<https://www.phoenixcontact.com/us/products/1714936>

## Approvals

 To download certificates, visit the product detail page: <https://www.phoenixcontact.com/us/products/1714936>



**cULus Recognized**

Approval ID: E118976-20170331

# FP 1,27/ 16-MV 1,75 - SMD male connectors



1714936

<https://www.phoenixcontact.com/us/products/1714936>

## Classifications

### ECLASS

ECLASS-11.0	27460201
ECLASS-12.0	27460201
ECLASS-13.0	27460201

### ETIM

ETIM 8.0	EC002637
----------	----------

### UNSPSC

UNSPSC 21.0	39121400
-------------	----------

# FP 1,27/ 16-MV 1,75 - SMD male connectors



1714936

<https://www.phoenixcontact.com/us/products/1714936>

## Environmental product compliance

China RoHS	Environmentally friendly use period: unlimited = EFUP-e
	No hazardous substances above threshold values

# FP 1,27/ 16-MV 1,75 - SMD male connectors



1714936


<https://www.phoenixcontact.com/us/products/1714936>

## Accessories

### FP 1,27/ 16-FV 9,05 - SMD female connectors

1715000

<https://www.phoenixcontact.com/us/products/1715000>



SMD female connector, nominal current: 1.4 A, Test voltage: 500 V AC, number of positions: 16, pitch: 1.27 mm, color: black, contact surface: Gold, contact connection type: Socket, mounting: SMD soldering

---

### FP 1,27/ 16-FV 6,25 - SMD female connectors

1714892

<https://www.phoenixcontact.com/us/products/1714892>



SMD female connector, nominal current: 1.4 A, Test voltage: 500 V AC, number of positions: 16, pitch: 1.27 mm, color: black, contact surface: Gold, contact connection type: Socket, mounting: SMD soldering

## FP 1,27/ 16-MV 1,75 - SMD male connectors

1714936

<https://www.phoenixcontact.com/us/products/1714936>



## FP 1,27/ 16-FH - SMD female connectors

1714871

<https://www.phoenixcontact.com/us/products/1714871>

SMD female connector, nominal current: 1.4 A, Test voltage: 500 V AC, number of positions: 16, pitch: 1.27 mm, color: black, contact surface: Gold, contact connection type: Socket, mounting: SMD soldering



---

## FP 1,27/ 16-FWL - IDC female connectors

1714903

<https://www.phoenixcontact.com/us/products/1714903>

IDC female connector, nominal current: 1.2 A, Test voltage: 500 V AC, number of positions: 16, pitch: 1.27 mm, number of rows: 2, color: black, contact surface: Gold, contact connection type: Socket, For preassembled samples, see the "Accessories" tab.



# FP 1,27/ 16-MV 1,75 - SMD male connectors



1714936

<https://www.phoenixcontact.com/us/products/1714936>

## FP 1,27/ 16-FWL-10/.../... - Preassembled IDC female connector

1010258

<https://www.phoenixcontact.com/us/products/1010258>



Assembled IDC female connector, rated current: 1.2 A, cable length: Free input (0.05 ... 0.95 m), Cable type: Flat cable, Flat cable. For preassembled samples, see the "Accessories" tab.

---

## FP 1,27/ 16-FWL-11/.../... - Preassembled IDC female connector

1010251

<https://www.phoenixcontact.com/us/products/1010251>



Assembled IDC female connector, rated current: 1.2 A, cable length: Free input (0.05 ... 0.95 m), Cable type: Flat cable, Flat cable. For preassembled samples, see the "Accessories" tab.

# FP 1,27/ 16-MV 1,75 - SMD male connectors



1714936

<https://www.phoenixcontact.com/us/products/1714936>

## FP 1,27/ 16-FWL-12/.../... - Preassembled IDC female connector

1010241

<https://www.phoenixcontact.com/us/products/1010241>



Assembled IDC female connector, rated current: 1.2 A, cable length: Free input (0.05 ... 0.95 m), Cable type: Flat cable, Flat cable. For preassembled samples, see the "Accessories" tab.

---

## FP 1,27/ 16-FWL-20/.../... - Preassembled IDC female connector

1010232

<https://www.phoenixcontact.com/us/products/1010232>



Assembled IDC female connector, rated current: 1.2 A, cable length: Free input (0.05 ... 0.95 m), Cable type: Flat cable, Flat cable. For preassembled samples, see the "Accessories" tab.

# FP 1,27/ 16-MV 1,75 - SMD male connectors



1714936

<https://www.phoenixcontact.com/us/products/1714936>

## FP 1,27/ 16-FWL-21/.../... - Preassembled IDC female connector

1010215

<https://www.phoenixcontact.com/us/products/1010215>



Assembled IDC female connector, rated current: 1.2 A, cable length: Free input (0.05 ... 0.95 m), Cable type: Flat cable, Flat cable. For preassembled samples, see the "Accessories" tab.

---

Phoenix Contact 2023 © - all rights reserved

<https://www.phoenixcontact.com>

Phoenix Contact USA  
586 Fulling Mill Road  
Middletown, PA 17057, United States  
(+717) 944-1300  
[info@phoenixcon.com](mailto:info@phoenixcon.com)