

ZFKDS 1,5-5,08 - PCB terminal block



1706701

<https://www.phoenixcontact.com/us/products/1706701>

Please be informed that the data shown in this PDF document is generated from our online catalog. Please find the complete data in the user documentation. Our general terms of use for downloads are valid.



PCB terminal block, nominal current: 16 A, rated voltage (III/2): 400 V, nominal cross section: 1.5 mm², number of potentials: 1, number of rows: 1, number of positions per row: 1, product range: ZFKDS(A) 1,5, pitch: 5.08 mm, connection method: Spring-cage connection, mounting: Wave soldering, conductor/PCB connection direction: 45 °, color: green, Pin layout: Linear pinning, Solder pin [P]: 3.5 mm, number of solder pins per potential: 2, type of packaging: packed in cardboard. Single module for the custom grouping of different numbers of positions. An end terminal block is also needed to terminate the block (see accessories). Blocked items with different numbers of positions are also available.

Your advantages

- Defined contact force ensures that contact remains stable over the long term
- Clamping space opened by means of fixed screwdriver enables convenient conductor connection
- Angled connection enables multi-row arrangement on the PCB
- The latching on the side enables various numbers of positions to be combined
- Two solder pins reduce the mechanical strain on the soldering spots

Commercial data

Item number	1706701
Packing unit	1 pc
Minimum order quantity	250 pc
Sales key	AA12
Product key	AALMBA
Catalog page	Page 44 (CC-2005)
GTIN	4017918144739
Weight per piece (including packing)	1.196 g
Weight per piece (excluding packing)	1.07 g
Customs tariff number	85369010
Country of origin	GR

ZFKDS 1,5-5,08 - PCB terminal block



1706701

<https://www.phoenixcontact.com/us/products/1706701>

Technical data

Product properties

Type	PC terminal block can be aligned
Product line	COMBICON Terminals S
Product type	Printed circuit board terminal
Product family	ZFKDS(A) 1,5
Number of positions	1
Pitch	5.08 mm
Number of connections	1
Number of rows	1
Number of potentials	1
Pin layout	Linear pinning
Solder pins per potential	2

Electrical properties

Nominal current I_N	16 A
Nominal voltage U_N	400 V
Degree of pollution	3
Rated voltage (III/3)	250 V
Rated surge voltage (III/3)	4 kV
Rated voltage (III/2)	400 V
Rated surge voltage (III/2)	4 kV
Rated voltage (II/2)	630 V
Rated surge voltage (II/2)	4 kV

Connection data

Connection technology

Type	PC terminal block can be aligned
Nominal cross section	1.5 mm ²

Conductor connection

Connection method	Spring-cage connection
Conductor cross section rigid	0.2 mm ² ... 2.5 mm ²
Conductor cross section flexible	0.2 mm ² ... 1.5 mm ²
Conductor cross section AWG	24 ... 14
Conductor cross section flexible, with ferrule without plastic sleeve	0.25 mm ² ... 1.5 mm ²
Conductor cross section, flexible, with ferrule, with plastic sleeve	0.25 mm ² ... 1.5 mm ²
Stripping length	7.5 mm

Mounting

Mounting type	Wave soldering
Pin layout	Linear pinning

ZFKDS 1,5-5,08 - PCB terminal block



1706701

<https://www.phoenixcontact.com/us/products/1706701>

Connection method	Spring-cage connection
-------------------	------------------------

Material specifications

Material data - contact

Note	WEEE/RoHS-compliant, free of whiskers according to IEC 60068-2-82/JEDEC JESD 201
Contact material	Cu alloy
Surface characteristics	hot-dip tin-plated
Metal surface terminal point (top layer)	Tin (10 - 16 µm Sn)
Metal surface soldering area (top layer)	Tin (10 - 16 µm Sn)

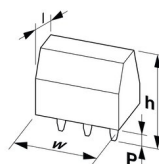
Material data - housing

Color (Housing)	green (6021)
Insulating material	PA
Insulating material group	I
CTI according to IEC 60112	600
Flammability rating according to UL 94	V0
Glow wire flammability index GWFI according to EN 60695-2-12	850
Glow wire ignition temperature GWIT according to EN 60695-2-13	775
Temperature for the ball pressure test according to EN 60695-10-2	125 °C

Material data – actuating element

Color (Actuating element)	green (6021)
---------------------------	--------------

Dimensions

Dimensional drawing	
Pitch	5.08 mm
Width [w]	5.08 mm
Height [h]	17.7 mm
Length [l]	16.9 mm
Installed height	14.2 mm
Solder pin length [P]	3.5 mm
Pin dimensions	0.7 x 1 mm

Electrical tests

Air clearances and creepage distances |

Insulating material group	I
Rated insulation voltage (III/3)	250 V

ZFKDS 1,5-5,08 - PCB terminal block



1706701

<https://www.phoenixcontact.com/us/products/1706701>

Rated surge voltage (III/3)	4 kV
Rated insulation voltage (III/2)	400 V
Rated surge voltage (III/2)	4 kV
Rated insulation voltage (II/2)	630 V
Rated surge voltage (II/2)	4 kV

Environmental and real-life conditions

Ambient conditions

Ambient temperature (operation)	-40 °C ... 100 °C (Depending on the current carrying capacity/derating curve)
Ambient temperature (storage/transport)	-40 °C ... 70 °C
Relative humidity (storage/transport)	30 % ... 70 %
Ambient temperature (assembly)	-5 °C ... 100 °C

Packaging specifications

Type of packaging	packed in cardboard
-------------------	---------------------

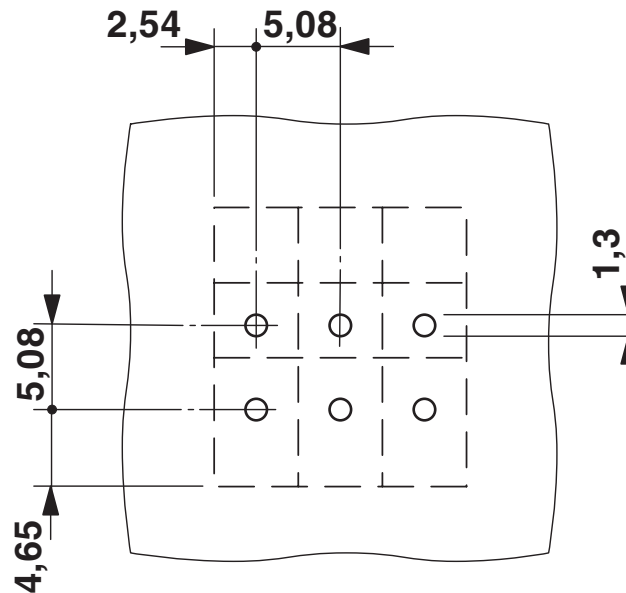
ZFKDS 1,5-5,08 - PCB terminal block

1706701

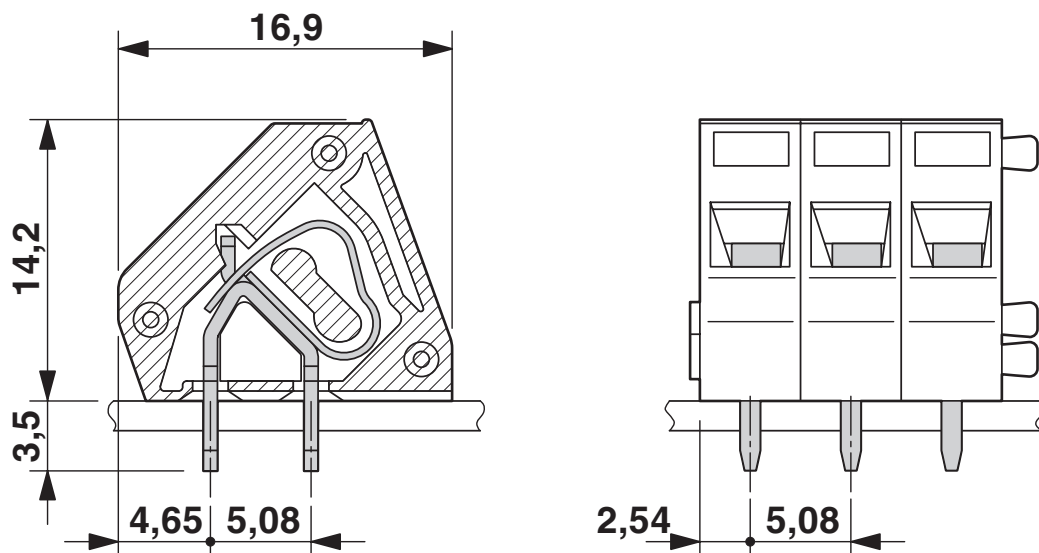
<https://www.phoenixcontact.com/us/products/1706701>

Drawings

Drilling plan/solder pad geometry



Dimensional drawing



ZFKDS 1,5-5,08 - PCB terminal block





1706701


<https://www.phoenixcontact.com/us/products/1706701>


Approvals


To download certificates, visit the product detail page: <https://www.phoenixcontact.com/us/products/1706701>

 CSA Approval ID: 13631				
	Nominal voltage U_N	Nominal current I_N	Cross section AWG	Cross section mm^2
Use group B				
	300 V	10 A	28 - 12	-
Use group D				
	300 V	10 A	28 - 12	-

 IECEE CB Scheme Approval ID: NL-25836				
	Nominal voltage U_N	Nominal current I_N	Cross section AWG	Cross section mm^2
	250 V	-	-	- 1.5

 EAC Approval ID: B.01687				
--	--	--	--	--

 cULus Recognized Approval ID: E60425-19941110				
	Nominal voltage U_N	Nominal current I_N	Cross section AWG	Cross section mm^2
Use group B				
	250 V	10 A	26 - 12	-
Use group D				
	300 V	10 A	26 - 12	-

 KEMA-KEUR Approval ID: 2160724.01				
	Nominal voltage U_N	Nominal current I_N	Cross section AWG	Cross section mm^2
	250 V	-	-	- 1.5

ZFKDS 1,5-5,08 - PCB terminal block



1706701

<https://www.phoenixcontact.com/us/products/1706701>

Classifications

ECLASS

ECLASS-11.0	27460101
ECLASS-12.0	27460101
ECLASS-13.0	27460101

ETIM

ETIM 8.0	EC002643
----------	----------

UNSPSC

UNSPSC 21.0	39121400
-------------	----------

ZFKDS 1,5-5,08 - PCB terminal block



1706701

<https://www.phoenixcontact.com/us/products/1706701>

Environmental product compliance

China RoHS	Environmentally friendly use period: unlimited = EFUP-e
	No hazardous substances above threshold values

ZFKDS 1,5-5,08 - PCB terminal block

1706701

<https://www.phoenixcontact.com/us/products/1706701>



Mandatory accessories

ZFKDSA 1,5-7,62 - PCB terminal block

1706727

<https://www.phoenixcontact.com/us/products/1706727>




PCB terminal block, nominal current: 16 A, rated voltage (III/2): 320 V, nominal cross section: 1.5 mm², number of potentials: 1, number of rows: 1, number of positions per row: 1, product range: ZFKDS(A) 1,5, pitch: 7.62 mm, connection method: Spring-cage connection, mounting: Wave soldering, conductor/PCB connection direction: 45 °, color: green, Pin layout: Linear pinning, Solder pin [P]: 3.5 mm, number of solder pins per potential: 2, type of packaging: packed in cardboard. End terminal block for terminating custom-grouped blocks.

Accessories

SK 5,08/3,8:FORTL.ZAHLEN - Marker card

0804293

<https://www.phoenixcontact.com/us/products/0804293>



Marker card, white, labeled, horizontal: consecutive numbers 1 ... 10, 11 ... 20, etc. up to 91 ... (99)100, mounting type: adhesive, for terminal block width: 5.08 mm, lettering field size: 5.08 x 3.8 mm

ZFKDS 1,5-5,08 - PCB terminal block



1706701

<https://www.phoenixcontact.com/us/products/1706701>

SZF 1-0,6X3,5 - Screwdriver

1204517

<https://www.phoenixcontact.com/us/products/1204517>



Actuation tool, for ST terminal blocks, also suitable for use as a bladed screwdriver, size: 0.6 x 3.5 x 100 mm, 2-component grip, with non-slip grip

RZ-ZFKDS 1,5 - Pitch spacer

1870666

<https://www.phoenixcontact.com/us/products/1870666>



Pitch spacer, raises the pitch by 2.54 mm, interlocks with terminal block of the same shape, color: green

Phoenix Contact 2023 © - all rights reserved
<https://www.phoenixcontact.com>

Phoenix Contact USA
586 Fulling Mill Road
Middletown, PA 17057, United States
(+717) 944-1300
info@phoenixcon.com