


IDC 0,3/ 7-3,81 - PCB terminal block



1706222

<https://www.phoenixcontact.com/us/products/1706222>

Please be informed that the data shown in this PDF document is generated from our online catalog. Please find the complete data in the user documentation. Our general terms of use for downloads are valid.



PCB terminal block, nominal current: 5 A, rated voltage (III/2): 160 V, nominal cross section: 0.34 mm², number of potentials: 7, number of rows: 1, number of positions per row: 7, product range: IDC 0,3, pitch: 3.81 mm, connection method: Displacement connection, mounting: Wave soldering, conductor/PCB connection direction: 0 °, color: green, Pin layout: Linear pinning, Solder pin [P]: 3.4 mm, number of solder pins per potential: 1, type of packaging: packed in cardboard

Your advantages

- Connection without conductor pretreatment for huge time savings
- Intuitive use through colour coded actuation lever

Commercial data

| | |
|--------------------------------------|---------------------|
| Item number | 1706222 |
| Packing unit | 1 pc |
| Minimum order quantity | 50 pc |
| Sales key | AA11 |
| Product key | AAKJAA |
| Catalog page | Page 154 (C-1-2013) |
| GTIN | 4017918116729 |
| Weight per piece (including packing) | 4.28 g |
| Weight per piece (excluding packing) | 4.28 g |
| Customs tariff number | 85369010 |
| Country of origin | PL |

IDC 0,3/ 7-3,81 - PCB terminal block



1706222

<https://www.phoenixcontact.com/us/products/1706222>

Technical data

Product properties

| | |
|---------------------------|--------------------------------|
| Type | PC termination block |
| Product line | COMBICON Terminals XS |
| Product type | Printed circuit board terminal |
| Product family | IDC 0,3 |
| Number of positions | 7 |
| Pitch | 3.81 mm |
| Number of connections | 7 |
| Number of rows | 1 |
| Number of potentials | 7 |
| Pin layout | Linear pinning |
| Solder pins per potential | 1 |

Electrical properties

| | |
|-----------------------------|--------|
| Nominal current I_N | 5 A |
| Nominal voltage U_N | 160 V |
| Degree of pollution | 3 |
| Rated voltage (III/3) | 160 V |
| Rated surge voltage (III/3) | 2.5 kV |
| Rated voltage (III/2) | 160 V |
| Rated surge voltage (III/2) | 2.5 kV |
| Rated voltage (II/2) | 320 V |
| Rated surge voltage (II/2) | 2.5 kV |

Connection data

Connection technology

| | |
|-----------------------|----------------------|
| Type | PC termination block |
| Nominal cross section | 0.34 mm ² |

Conductor connection

| | |
|----------------------------------|---|
| Connection method | Displacement connection |
| Conductor cross section rigid | 0.13 mm ² ... 0.34 mm ² |
| Conductor cross section flexible | 0.22 mm ² ... 0.34 mm ² |
| Conductor cross section AWG | 26 ... 22 |

Mounting

| | |
|-------------------|-------------------------|
| Mounting type | Wave soldering |
| Pin layout | Linear pinning |
| Connection method | Displacement connection |

Material specifications

IDC 0,3/ 7-3,81 - PCB terminal block

1706222

<https://www.phoenixcontact.com/us/products/1706222>

Material data - contact

| | |
|---|--|
| Note | WEEE/RoHS-compliant, free of whiskers according to IEC 60068-2-82/JEDEC JESD 201 |
| Contact material | Cu alloy |
| Surface characteristics | Tin-plated |
| Metal surface terminal point (top layer) | Tin (5 - 7 µm Sn) |
| Metal surface terminal point (middle layer) | Nickel (2 - 3 µm Ni) |
| Metal surface soldering area (top layer) | Tin (5 - 7 µm Sn) |
| Metal surface soldering area (middle layer) | Nickel (2 - 3 µm Ni) |

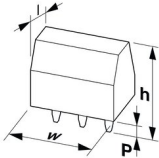
Material data - housing

| | |
|---|--------------|
| Color (Housing) | green (6021) |
| Insulating material | PA |
| Insulating material group | I |
| CTI according to IEC 60112 | 600 |
| Flammability rating according to UL 94 | V0 |
| Glow wire flammability index GWFI according to EN 60695-2-12 | 850 |
| Glow wire ignition temperature GWIT according to EN 60695-2-13 | 775 |
| Temperature for the ball pressure test according to EN 60695-10-2 | 125 °C |

Material data – actuating element

| | |
|---|--------|
| Insulating material | PA |
| Insulating material group | I |
| CTI according to IEC 60112 | 600 |
| Flammability rating according to UL 94 | V0 |
| Glow wire flammability index GWFI according to EN 60695-2-12 | 850 |
| Glow wire ignition temperature GWIT according to EN 60695-2-13 | 775 |
| Temperature for the ball pressure test according to EN 60695-10-2 | 125 °C |

Dimensions

| | |
|-----------------------|--|
| Dimensional drawing |  |
| Pitch | 3.81 mm |
| Width [w] | 27.86 mm |
| Height [h] | 22.2 mm |
| Length [l] | 12.4 mm |
| Installed height | 18.8 mm |
| Solder pin length [P] | 3.4 mm |

IDC 0,3/ 7-3,81 - PCB terminal block



1706222

<https://www.phoenixcontact.com/us/products/1706222>

| | |
|----------------|------------|
| Pin dimensions | 1 x 0.4 mm |
|----------------|------------|

Electrical tests

Air clearances and creepage distances |

| | |
|--|---------------------|
| Specification | IEC 60664-1:2007-04 |
| Insulating material group | I |
| Comparative tracking index (IEC 60112) | CTI 600 |
| Rated insulation voltage (III/3) | 160 V |
| Rated surge voltage (III/3) | 2.5 kV |
| minimum clearance value - non-homogenous field (III/3) | 1.5 mm |
| minimum creepage distance (III/3) | 2 mm |
| Rated insulation voltage (III/2) | 160 V |
| Rated surge voltage (III/2) | 2.5 kV |
| minimum clearance value - non-homogenous field (III/2) | 1.5 mm |
| minimum creepage distance (III/2) | 1.5 mm |
| Rated insulation voltage (II/2) | 320 V |
| Rated surge voltage (II/2) | 2.5 kV |
| minimum clearance value - non-homogenous field (II/2) | 1.5 mm |
| minimum creepage distance (II/2) | 1.6 mm |

Environmental and real-life conditions

Ambient conditions

| | |
|---|---|
| Ambient temperature (operation) | -40 °C ... 100 °C (dependent on the derating curve) |
| Ambient temperature (storage/transport) | -40 °C ... 70 °C |
| Relative humidity (storage/transport) | 30 % ... 70 % |
| Ambient temperature (assembly) | -5 °C ... 100 °C |

Packaging specifications

| | |
|-------------------|---------------------|
| Type of packaging | packed in cardboard |
|-------------------|---------------------|

IDC 0,3/ 7-3,81 - PCB terminal block

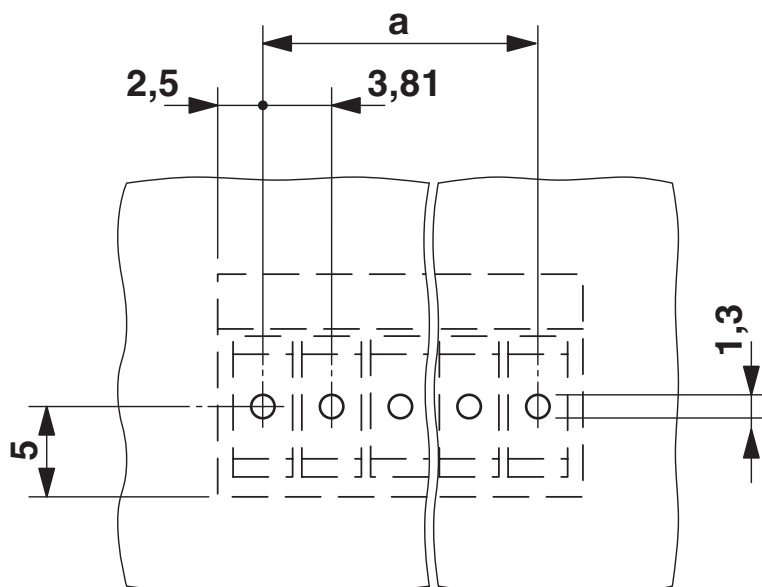
1706222

<https://www.phoenixcontact.com/us/products/1706222>

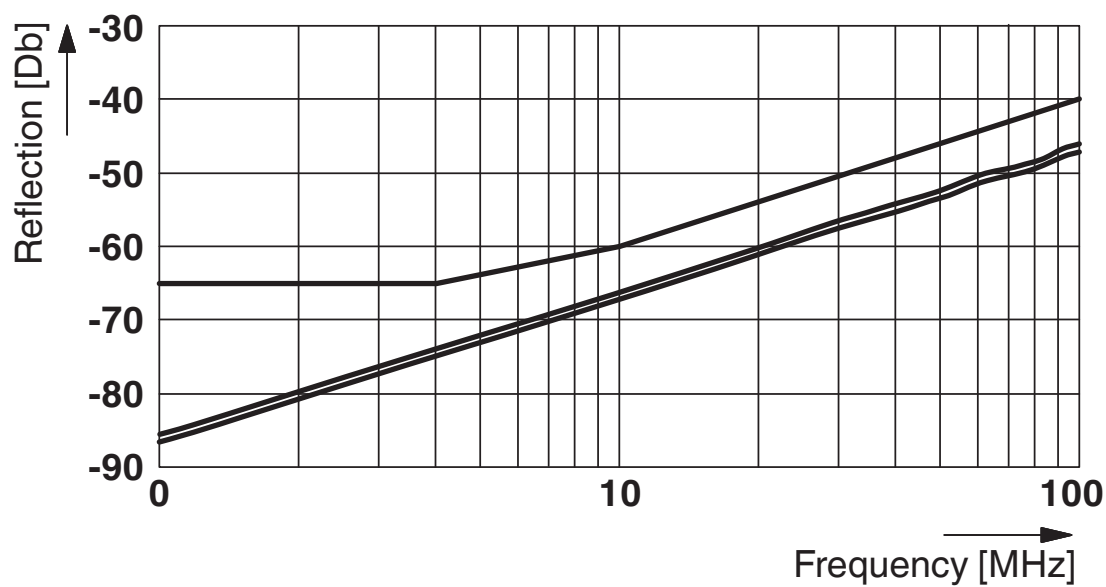


Drawings

Drilling plan/solder pad geometry



Diagram



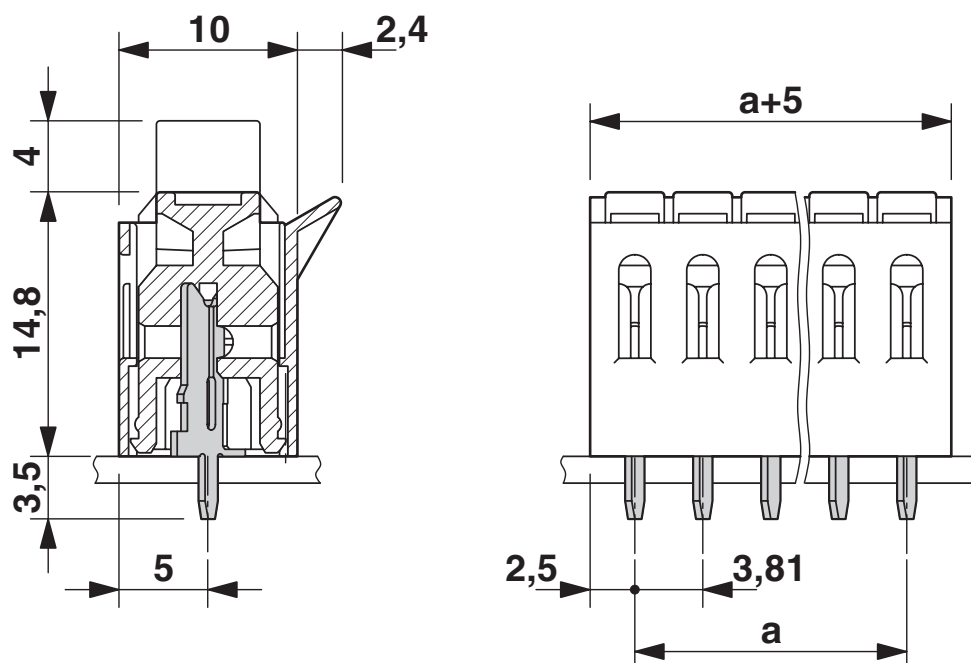
IDC 0,3/ 7-3,81 - PCB terminal block

1706222

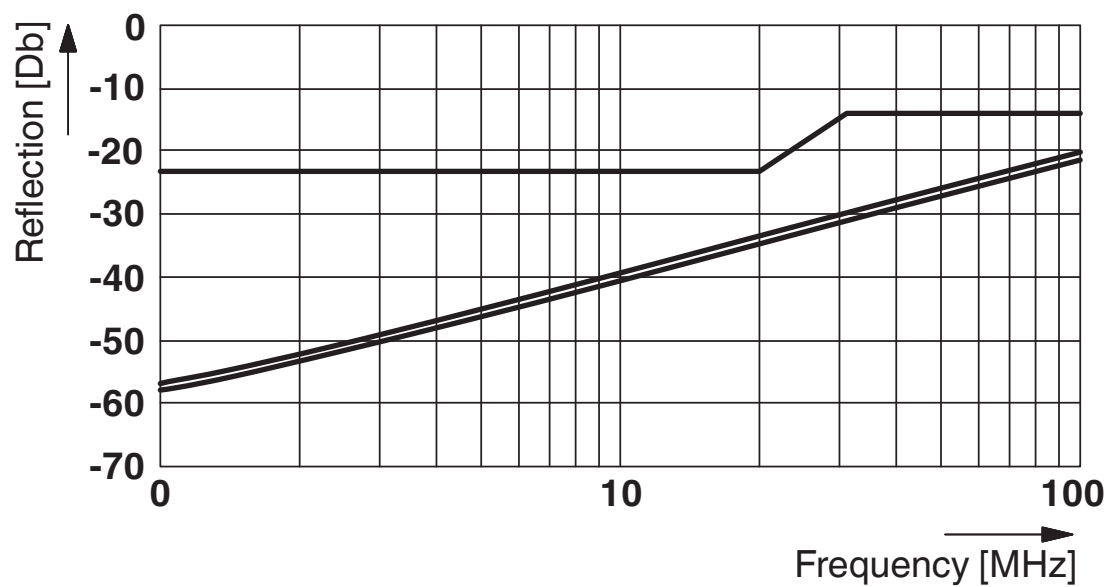
<https://www.phoenixcontact.com/us/products/1706222>



Dimensional drawing



Diagram



IDC 0,3/ 7-3,81 - PCB terminal block





1706222


<https://www.phoenixcontact.com/us/products/1706222>


Approvals

To download certificates, visit the product detail page: <https://www.phoenixcontact.com/us/products/1706222>

|  CSA Approval ID: 13631 | | | | |
|--|-----------------------|-----------------------|-------------------|-----------------------------|
| | Nominal voltage U_N | Nominal current I_N | Cross section AWG | Cross section mm^2 |
| Use group B | | | | |
| | 300 V | 5 A | 28 - 22 | - |
| Use group D | | | | |
| | 300 V | 5 A | 28 - 22 | - |

|  cUL Recognized Approval ID: FILE E 60425 | | | | |
|--|-----------------------|-----------------------|-------------------|-----------------------------|
| | Nominal voltage U_N | Nominal current I_N | Cross section AWG | Cross section mm^2 |
| Use group B | | | | |
| | 250 V | 5 A | 28 - 22 | - |
| Use group D | | | | |
| | 300 V | 5 A | 28 - 22 | - |

|  UL Recognized Approval ID: FILE E 60425 | | | | |
|---|-----------------------|-----------------------|-------------------|-----------------------------|
| | Nominal voltage U_N | Nominal current I_N | Cross section AWG | Cross section mm^2 |
| Use group B | | | | |
| | 250 V | 5 A | 28 - 22 | - |
| Use group D | | | | |
| | 300 V | 5 A | 28 - 22 | - |

|  EAC Approval ID: B.01687 | | | | |
|--|--|--|--|--|
|--|--|--|--|--|

cULus Recognized

IDC 0,3/ 7-3,81 - PCB terminal block



1706222

<https://www.phoenixcontact.com/us/products/1706222>

Classifications

ECLASS

| | |
|-------------|----------|
| ECLASS-11.0 | 27460101 |
| ECLASS-12.0 | 27460101 |
| ECLASS-13.0 | 27460101 |

ETIM

| | |
|----------|----------|
| ETIM 8.0 | EC002643 |
|----------|----------|

UNSPSC

| | |
|-------------|----------|
| UNSPSC 21.0 | 39121400 |
|-------------|----------|

IDC 0,3/ 7-3,81 - PCB terminal block



1706222

<https://www.phoenixcontact.com/us/products/1706222>

Environmental product compliance

| | |
|------------|---|
| China RoHS | Environmentally friendly use period: unlimited = EFUP-e |
| | No hazardous substances above threshold values |

IDC 0,3/ 7-3,81 - PCB terminal block



1706222


<https://www.phoenixcontact.com/us/products/1706222>

Accessories

SK 3,81/2,8:FORTL.ZAHLEN - Marker card

0804109

<https://www.phoenixcontact.com/us/products/0804109>



Marker card, white, labeled, horizontal: consecutive numbers 1 ... 10, 11 ... 20, etc. up to 91 ... (99)100, mounting type: adhesive, for terminal block width: 3.81 mm, lettering field size: 3.81 x 2.8 mm

Phoenix Contact 2023 © - all rights reserved
<https://www.phoenixcontact.com>

Phoenix Contact USA
586 Fulling Mill Road
Middletown, PA 17057, United States
(+717) 944-1300
info@phoenixcon.com