


# IDC 0,3/ 6-3,81 - PCB terminal block



1706219

<https://www.phoenixcontact.com/us/products/1706219>

Please be informed that the data shown in this PDF document is generated from our online catalog. Please find the complete data in the user documentation. Our general terms of use for downloads are valid.



PCB terminal block, nominal current: 5 A, rated voltage (III/2): 160 V, nominal cross section: 0.34 mm<sup>2</sup>, number of potentials: 6, number of rows: 1, number of positions per row: 6, product range: IDC 0,3, pitch: 3.81 mm, connection method: Displacement connection, mounting: Wave soldering, conductor/PCB connection direction: 0 °, color: green, Pin layout: Linear pinning, Solder pin [P]: 3.4 mm, number of solder pins per potential: 1, type of packaging: packed in cardboard

## Your advantages

- Connection without conductor pretreatment for huge time savings
- Intuitive use through colour coded actuation lever

## Commercial data

Item number	1706219
Packing unit	1 pc
Minimum order quantity	50 pc
Sales key	AA11
Product key	AAKJAA
Catalog page	Page 154 (C-1-2013)
GTIN	4017918116712
Weight per piece (including packing)	3.848 g
Weight per piece (excluding packing)	3.64 g
Customs tariff number	85369010
Country of origin	PL

# IDC 0,3/ 6-3,81 - PCB terminal block



1706219

<https://www.phoenixcontact.com/us/products/1706219>

## Technical data

### Product properties

Type	PC termination block
Product line	COMBICON Terminals XS
Product type	Printed circuit board terminal
Product family	IDC 0,3
Number of positions	6
Pitch	3.81 mm
Number of connections	6
Number of rows	1
Number of potentials	6
Pin layout	Linear pinning
Solder pins per potential	1

### Electrical properties

Nominal current $I_N$	5 A
Nominal voltage $U_N$	160 V
Degree of pollution	3
Rated voltage (III/3)	160 V
Rated surge voltage (III/3)	2.5 kV
Rated voltage (III/2)	160 V
Rated surge voltage (III/2)	2.5 kV
Rated voltage (II/2)	320 V
Rated surge voltage (II/2)	2.5 kV

### Connection data

#### Connection technology

Type	PC termination block
Nominal cross section	0.34 mm <sup>2</sup>

#### Conductor connection

Connection method	Displacement connection
Conductor cross section rigid	0.13 mm <sup>2</sup> ... 0.34 mm <sup>2</sup>
Conductor cross section flexible	0.22 mm <sup>2</sup> ... 0.34 mm <sup>2</sup>
Conductor cross section AWG	26 ... 22

### Mounting

Mounting type	Wave soldering
Pin layout	Linear pinning
Connection method	Displacement connection

### Material specifications

# IDC 0,3/ 6-3,81 - PCB terminal block

1706219

<https://www.phoenixcontact.com/us/products/1706219>

## Material data - contact

Note	WEEE/RoHS-compliant, free of whiskers according to IEC 60068-2-82/JEDEC JESD 201
Contact material	Cu alloy
Surface characteristics	Tin-plated
Metal surface terminal point (top layer)	Tin (5 - 7 µm Sn)
Metal surface terminal point (middle layer)	Nickel (2 - 3 µm Ni)
Metal surface soldering area (top layer)	Tin (5 - 7 µm Sn)
Metal surface soldering area (middle layer)	Nickel (2 - 3 µm Ni)

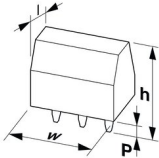
## Material data - housing

Color (Housing)	green (6021)
Insulating material	PA
Insulating material group	I
CTI according to IEC 60112	600
Flammability rating according to UL 94	V0
Glow wire flammability index GWFI according to EN 60695-2-12	850
Glow wire ignition temperature GWIT according to EN 60695-2-13	775
Temperature for the ball pressure test according to EN 60695-10-2	125 °C

## Material data – actuating element

Insulating material	PA
Insulating material group	I
CTI according to IEC 60112	600
Flammability rating according to UL 94	V0
Glow wire flammability index GWFI according to EN 60695-2-12	850
Glow wire ignition temperature GWIT according to EN 60695-2-13	775
Temperature for the ball pressure test according to EN 60695-10-2	125 °C

## Dimensions

Dimensional drawing	
Pitch	3.81 mm
Width [w]	24.05 mm
Height [h]	22.2 mm
Length [l]	12.4 mm
Installed height	18.8 mm
Solder pin length [P]	3.4 mm

# IDC 0,3/ 6-3,81 - PCB terminal block



1706219

<https://www.phoenixcontact.com/us/products/1706219>

Pin dimensions	1 x 0.4 mm
----------------	------------

## Electrical tests

### Air clearances and creepage distances |

Specification	IEC 60664-1:2007-04
Insulating material group	I
Comparative tracking index (IEC 60112)	CTI 600
Rated insulation voltage (III/3)	160 V
Rated surge voltage (III/3)	2.5 kV
minimum clearance value - non-homogenous field (III/3)	1.5 mm
minimum creepage distance (III/3)	2 mm
Rated insulation voltage (III/2)	160 V
Rated surge voltage (III/2)	2.5 kV
minimum clearance value - non-homogenous field (III/2)	1.5 mm
minimum creepage distance (III/2)	1.5 mm
Rated insulation voltage (II/2)	320 V
Rated surge voltage (II/2)	2.5 kV
minimum clearance value - non-homogenous field (II/2)	1.5 mm
minimum creepage distance (II/2)	1.6 mm

## Environmental and real-life conditions

### Ambient conditions

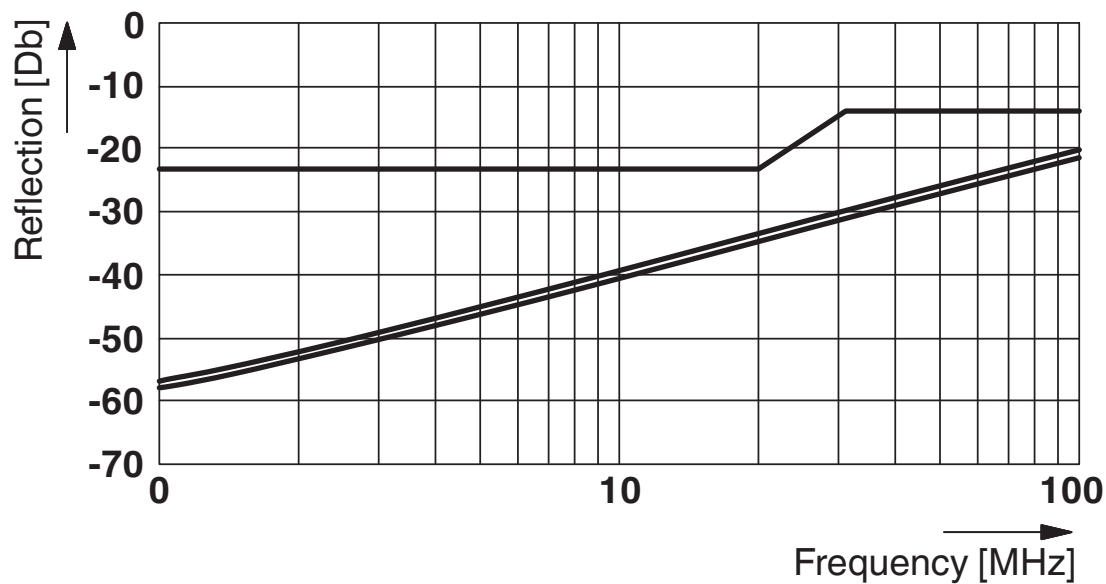
Ambient temperature (operation)	-40 °C ... 100 °C (dependent on the derating curve)
Ambient temperature (storage/transport)	-40 °C ... 70 °C
Relative humidity (storage/transport)	30 % ... 70 %
Ambient temperature (assembly)	-5 °C ... 100 °C

## Packaging specifications

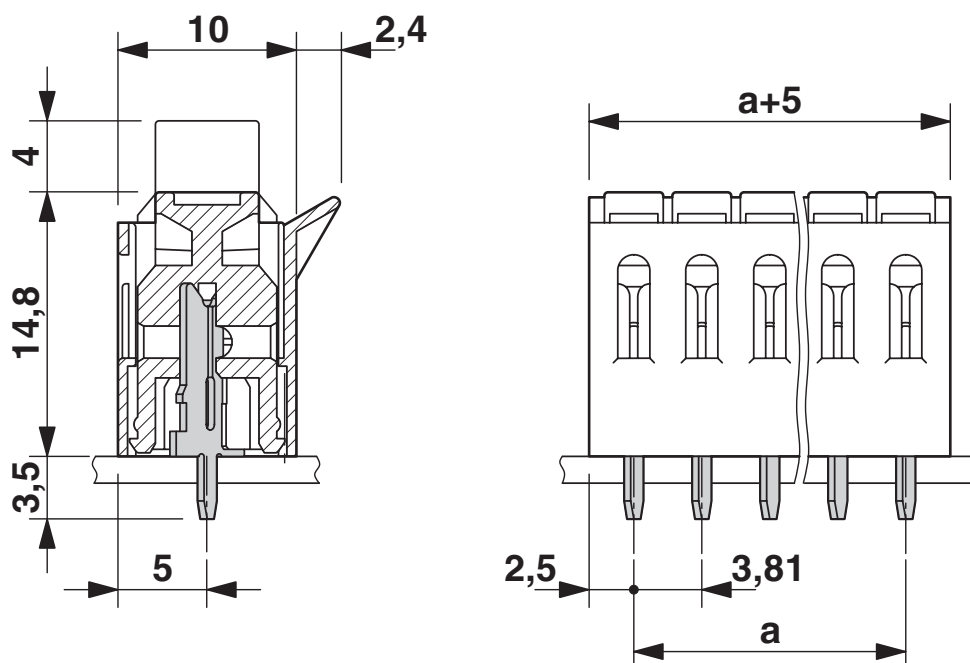
Type of packaging	packed in cardboard
-------------------	---------------------

## Drawings

Diagram



Dimensional drawing



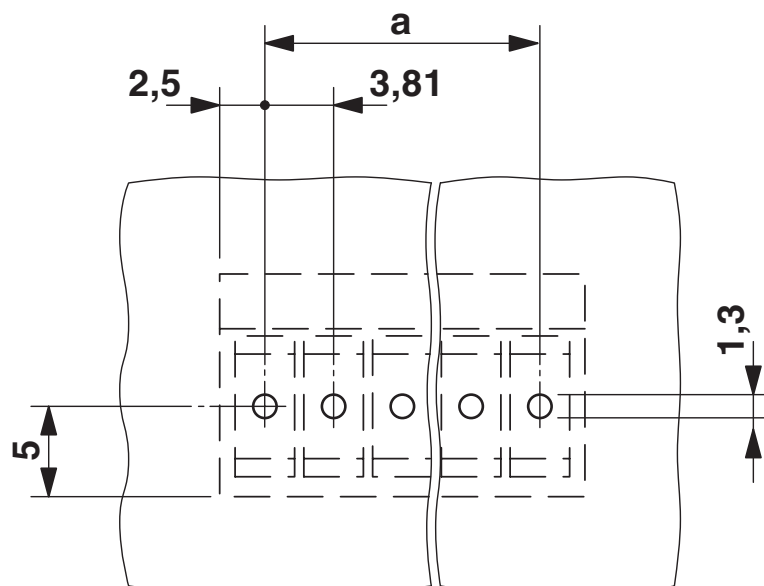
# IDC 0,3/ 6-3,81 - PCB terminal block

1706219

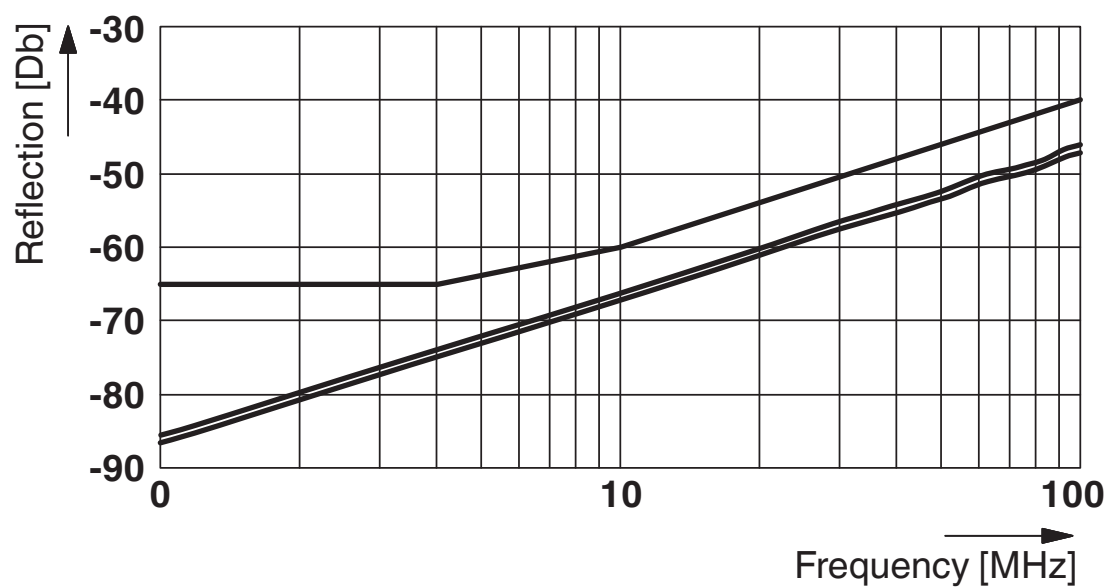
<https://www.phoenixcontact.com/us/products/1706219>



Drilling plan/solder pad geometry



Diagram



# IDC 0,3/ 6-3,81 - PCB terminal block





1706219


<https://www.phoenixcontact.com/us/products/1706219>


## Approvals

To download certificates, visit the product detail page: <https://www.phoenixcontact.com/us/products/1706219>

 <b>CSA</b> Approval ID: 13631				
	Nominal voltage $U_N$	Nominal current $I_N$	Cross section AWG	Cross section $\text{mm}^2$
Use group B				
	300 V	5 A	28 - 22	-
Use group D				
	300 V	5 A	28 - 22	-

 <b>cUL Recognized</b> Approval ID: FILE E 60425				
	Nominal voltage $U_N$	Nominal current $I_N$	Cross section AWG	Cross section $\text{mm}^2$
Use group B				
	250 V	5 A	28 - 22	-
Use group D				
	300 V	5 A	28 - 22	-

 <b>UL Recognized</b> Approval ID: FILE E 60425				
	Nominal voltage $U_N$	Nominal current $I_N$	Cross section AWG	Cross section $\text{mm}^2$
Use group B				
	250 V	5 A	28 - 22	-
Use group D				
	300 V	5 A	28 - 22	-

 <b>EAC</b> Approval ID: B.01687				
--	--	--	--	--

cULus Recognized

# IDC 0,3/ 6-3,81 - PCB terminal block



1706219

<https://www.phoenixcontact.com/us/products/1706219>

## Classifications

### ECLASS

ECLASS-11.0	27460101
ECLASS-12.0	27460101
ECLASS-13.0	27460101

### ETIM

ETIM 8.0	EC002643
----------	----------

### UNSPSC

UNSPSC 21.0	39121400
-------------	----------



# IDC 0,3/ 6-3,81 - PCB terminal block



1706219

<https://www.phoenixcontact.com/us/products/1706219>

## Environmental product compliance

China RoHS	Environmentally friendly use period: unlimited = EFUP-e
	No hazardous substances above threshold values

# IDC 0,3/ 6-3,81 - PCB terminal block



1706219


<https://www.phoenixcontact.com/us/products/1706219>

## Accessories

### SK 3,81/2,8:FORTL.ZAHLEN - Marker card

0804109

<https://www.phoenixcontact.com/us/products/0804109>



Marker card, white, labeled, horizontal: consecutive numbers 1 ... 10, 11 ... 20, etc. up to 91 ... (99)100, mounting type: adhesive, for terminal block width: 3.81 mm, lettering field size: 3.81 x 2.8 mm

---

Phoenix Contact 2023 © - all rights reserved  
<https://www.phoenixcontact.com>

Phoenix Contact USA  
586 Fulling Mill Road  
Middletown, PA 17057, United States  
(+717) 944-1300  
[info@phoenixcon.com](mailto:info@phoenixcon.com)