

FRONT 4-V-6,35 - PCB terminal block



1703063

<https://www.phoenixcontact.com/us/products/1703063>

Please be informed that the data shown in this PDF document is generated from our online catalog. Please find the complete data in the user documentation. Our general terms of use for downloads are valid.



PCB terminal block, nominal current: 32 A, rated voltage (III/2): 320 V, nominal cross section: 4 mm², number of potentials: 1, number of rows: 1, number of positions per row: 1, product range: FRONT 4-V, pitch: 6.35 mm, connection method: Front screw connection, mounting: Wave soldering, conductor/PCB connection direction: 90 °, color: green, Pin layout: Linear pinning, Solder pin [P]: 5 mm, number of solder pins per potential: 2, type of packaging: packed in cardboard. The article can be aligned to create different nos. of positions!

Your advantages

- Well-known connection principle allows worldwide use
- Low temperature rise, thanks to maximum contact force
- Allows connection of two conductors
- Operation and conductor connection from one direction enable integration into front of device

Commercial data

Item number	1703063
Packing unit	1 pc
Minimum order quantity	50 pc
Sales key	AA14
Product key	AANFAD
Catalog page	Page 459 (C-1-2013)
GTIN	4017918023089
Weight per piece (including packing)	8.09 g
Weight per piece (excluding packing)	6.5 g
Customs tariff number	85369010
Country of origin	BG

FRONT 4-V-6,35 - PCB terminal block



1703063

<https://www.phoenixcontact.com/us/products/1703063>

Technical data

Product properties

Type	PC terminal block can be aligned
Product line	COMBICON Terminals L
Product type	Printed circuit board terminal
Product family	FRONT 4-V
Number of positions	1
Pitch	6.35 mm
Number of connections	1
Number of rows	1
Number of potentials	1
Pin layout	Linear pinning
Solder pins per potential	2

Electrical properties

Nominal current I_N	32 A
Nominal voltage U_N	320 V
Degree of pollution	3
Rated voltage (III/3)	320 V
Rated surge voltage (III/3)	4 kV
Rated voltage (III/2)	320 V
Rated surge voltage (III/2)	4 kV
Rated voltage (II/2)	630 V
Rated surge voltage (II/2)	4 kV

Connection data

Connection technology

Type	PC terminal block can be aligned
Nominal cross section	4 mm ²

Conductor connection

Connection method	Front screw connection
Conductor cross section rigid	0.5 mm ² ... 6 mm ²
Single-conductor/terminal point multi-stranded	0.5 mm ² ... 6 mm ²
Conductor cross section flexible	0.5 mm ² ... 6 mm ²
Conductor cross section AWG	20 ... 10
Conductor cross section flexible, with ferrule without plastic sleeve	0.5 mm ² ... 4 mm ²
Conductor cross section, flexible, with ferrule, with plastic sleeve	0.5 mm ² ... 2.5 mm ²
2 conductors with same cross section, solid	0.5 mm ² ... 1.5 mm ²
2 conductors with same cross section, flexible	0.5 mm ² ... 1.5 mm ²
2 conductors with same cross section, flexible, with ferrule without plastic sleeve	0.25 mm ² ... 1 mm ²

FRONT 4-V-6,35 - PCB terminal block



1703063

<https://www.phoenixcontact.com/us/products/1703063>

2 conductors with the same cross section, flexible, with TWIN ferrule with plastic sleeve	0.5 mm ² ... 1 mm ²
Stripping length	14 mm
Tightening torque	0.5 Nm ... 0.6 Nm

Mounting

Mounting type	Wave soldering
Pin layout	Linear pinning
Connection method	Front screw connection

Material specifications

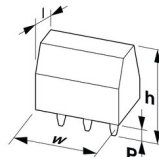
Material data - contact

Note	WEEE/RoHS-compliant, free of whiskers according to IEC 60068-2-82/JEDEC JESD 201
Contact material	Cu alloy
Surface characteristics	Tin-plated
Metal surface terminal point (top layer)	Tin (5 - 7 µm Sn)
Metal surface soldering area (top layer)	Tin (5 - 7 µm Sn)

Material data - housing

Color (Housing)	green (6021)
Insulating material	PA
Insulating material group	I
CTI according to IEC 60112	600
Flammability rating according to UL 94	V0
Glow wire flammability index GWFI according to EN 60695-2-12	850
Glow wire ignition temperature GWIT according to EN 60695-2-13	775
Temperature for the ball pressure test according to EN 60695-10-2	125 °C

Dimensions

Dimensional drawing	
Pitch	6.35 mm
Width [w]	7.62 mm
Height [h]	32 mm
Length [l]	26 mm
Installed height	26 mm
Solder pin length [P]	5 mm
Pin dimensions	1 x 0.8 mm

FRONT 4-V-6,35 - PCB terminal block



1703063

<https://www.phoenixcontact.com/us/products/1703063>

Mechanical tests

Test for conductor damage and slackening

Specification	IEC 60999-1:1999-11
Result	Test passed

Pull-out test

Specification	IEC 60999-1:1999-11
Conductor cross section/conductor type/tractive force setpoint/actual value	0.5 mm ² / solid / > 20 N
	0.5 mm ² / flexible / > 20 N
	6 mm ² / solid / > 80 N
	6 mm ² / flexible / > 80 N

Electrical tests

Temperature-rise test

Specification	IEC 60947-7-4:2013-08
Requirement temperature-rise test	The sum of ambient temperature and temperature rise of the PCB terminal block shall not exceed the upper limiting temperature.

Short-time withstand current

Specification	IEC 60947-7-4:2013-08
---------------	-----------------------

Insulation resistance

Specification	IEC 60512-3-1:2002-02
Insulation resistance, neighboring positions	> 5 MΩ

Air clearances and creepage distances |

Specification	IEC 60664-1:2007-04
Insulating material group	I
Comparative tracking index (IEC 60112)	CTI 600
Rated insulation voltage (III/3)	320 V
Rated surge voltage (III/3)	4 kV
minimum clearance value - non-homogenous field (III/3)	3 mm
minimum creepage distance (III/3)	4 mm
Rated insulation voltage (III/2)	320 V
Rated surge voltage (III/2)	4 kV
minimum clearance value - non-homogenous field (III/2)	3 mm
minimum creepage distance (III/2)	1.6 mm
Rated insulation voltage (II/2)	630 V
Rated surge voltage (II/2)	4 kV
minimum clearance value - non-homogenous field (II/2)	3 mm
minimum creepage distance (II/2)	3.2 mm

Environmental and real-life conditions

FRONT 4-V-6,35 - PCB terminal block



1703063

<https://www.phoenixcontact.com/us/products/1703063>

Vibration test

Specification	IEC 60068-2-6:2007-12
Frequency	10 - 150 - 10 Hz
Sweep speed	1 octave/min
Amplitude	0.35 mm (10 Hz ... 60.1 Hz)
Sweep speed	5g (60.1 Hz ... 150 Hz)
Test duration per axis	2.5 h

Glow-wire test

Specification	IEC 60695-2-10:2000-10
Temperature	850 °C
Time of exposure	5 s

Aging

Specification	IEC 60947-7-4:2013-08
---------------	-----------------------

Ambient conditions

Ambient temperature (operation)	-40 °C ... 100 °C (Depending on the current carrying capacity/derating curve)
Ambient temperature (storage/transport)	-40 °C ... 70 °C
Relative humidity (storage/transport)	30 % ... 70 %
Ambient temperature (assembly)	-5 °C ... 100 °C

Packaging specifications

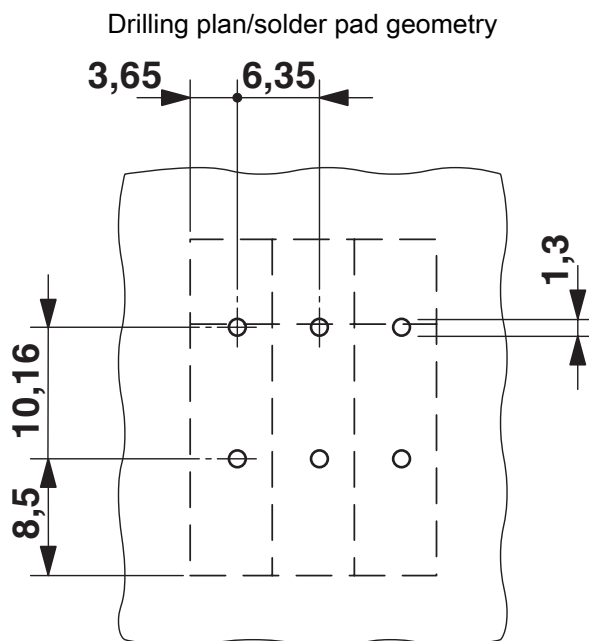
Type of packaging	packed in cardboard
Outer packaging type	Carton

FRONT 4-V-6,35 - PCB terminal block

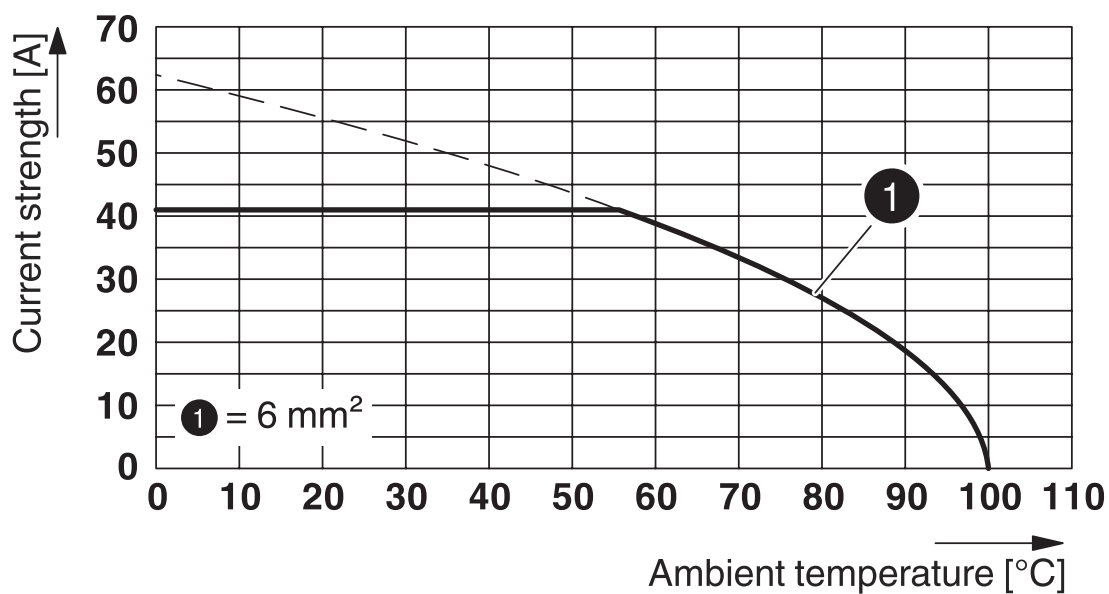
1703063

<https://www.phoenixcontact.com/us/products/1703063>

Drawings



Diagram



Type: FRONT 4-V-6,35

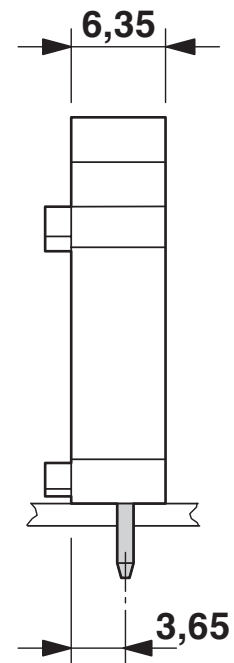
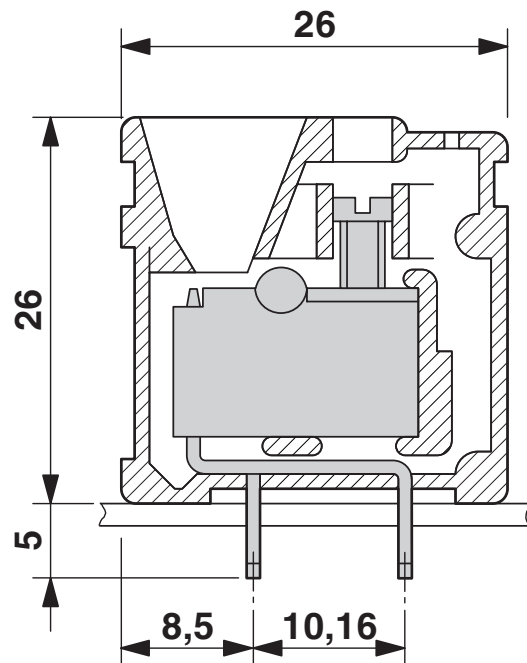
FRONT 4-V-6,35 - PCB terminal block

1703063

<https://www.phoenixcontact.com/us/products/1703063>



Dimensional drawing



FRONT 4-V-6,35 - PCB terminal block





1703063


<https://www.phoenixcontact.com/us/products/1703063>


Approvals

To download certificates, visit the product detail page: <https://www.phoenixcontact.com/us/products/1703063>

 CSA Approval ID: 13631				
	Nominal voltage U_N	Nominal current I_N	Cross section AWG	Cross section mm^2
Use group B				
	300 V	30 A	22 - 10	-
Use group D				
	300 V	10 A	22 - 10	-

 EAC Approval ID: B.01687				
--	--	--	--	--

 cULus Recognized Approval ID: E60425-19860303				
	Nominal voltage U_N	Nominal current I_N	Cross section AWG	Cross section mm^2
Use group B				
	300 V	30 A	24 - 10	-
Use group D				
	300 V	10 A	24 - 10	-

 DNV GL Approval ID: TAE00001EV				
--	--	--	--	--

FRONT 4-V-6,35 - PCB terminal block



1703063

<https://www.phoenixcontact.com/us/products/1703063>

Classifications

ECLASS

ECLASS-11.0	27460101
ECLASS-12.0	27460101
ECLASS-13.0	27460101

ETIM

ETIM 8.0	EC002643
----------	----------

UNSPSC

UNSPSC 21.0	39121400
-------------	----------

FRONT 4-V-6,35 - PCB terminal block



1703063

<https://www.phoenixcontact.com/us/products/1703063>

Environmental product compliance

China RoHS	Environmentally friendly use period: unlimited = EFUP-e
	No hazardous substances above threshold values

FRONT 4-V-6,35 - PCB terminal block



1703063


<https://www.phoenixcontact.com/us/products/1703063>

Accessories

SK 6,2/3,8:FORTL.ZAHLEN - Marker card

0804374

<https://www.phoenixcontact.com/us/products/0804374>



Marker card, white, labeled, horizontal: consecutive numbers 1 ... 10, 11 ... 20, etc. up to 91 ... (99)100, mounting type: adhesive, for terminal block width: 6.2 mm, lettering field size: 6.2 x 3.8 mm

SZS 0,6X3,5 - Screwdriver

1205053

<https://www.phoenixcontact.com/us/products/1205053>



Actuation tool, for ST terminal blocks, insulated, also suitable for use as a bladed screwdriver, size: 0.6 x 3.5 x 100 mm, 2-component grip, with non-slip grip

FRONT 4-V-6,35 - PCB terminal block

1703063

<https://www.phoenixcontact.com/us/products/1703063>



D-FRONT 4-6,35 - End cover

1703076

<https://www.phoenixcontact.com/us/products/1703076>

End cover, necessary at the end of a terminal row, 1.5 mm thick, color: green



D-FRONT 4-6,35 - End cover

1703076

<https://www.phoenixcontact.com/us/products/1703076>

End cover, necessary at the end of a terminal row, 1.5 mm thick, color: green



Phoenix Contact 2023 © - all rights reserved
<https://www.phoenixcontact.com>

Phoenix Contact USA
586 Fulling Mill Road
Middletown, PA 17057, United States
(+717) 944-1300
info@phoenixcon.com