

HC-KA-D 40-BU/PER - Contact insert



1774542

<https://www.phoenixcontact.com/us/products/1774542>

Please be informed that the data shown in this PDF document is generated from our online catalog. Please find the complete data in the user documentation. Our general terms of use for downloads are valid.



HEAVYCON terminal adapter female insert, D40 series, 40-pos., right protective conductor connection for the left side of the control cabinet, screw connection

Commercial data

Item number	1774542
Packing unit	1 pc
Minimum order quantity	1 pc
Note	Made to order (non-returnable)
Sales key	BF61
Product key	BF7ADE
Catalog page	Page 384 (PC-2007)
GTIN	4017918037833
Weight per piece (including packing)	368.92 g
Weight per piece (excluding packing)	368.92 g
Customs tariff number	85369010
Country of origin	DE

HC-KA-D 40-BU/PER - Contact insert



1774542

<https://www.phoenixcontact.com/us/products/1774542>

Technical data

Notes

General	For HEAVYCON-ADVANCE mounting flange and HEAVYCON panel mounting base of B16 type
---------	---

Product properties

Type	D40
Product type	Terminal adapter
Number of positions	40
Connection profile	40+PE
Type	for the left side of the control cabinet

Insulation characteristics

Overvoltage category	III
Degree of pollution	3

Electrical properties

Rated voltage (III/3)	250 V
Rated surge voltage	4 kV
Rated current	10 A

Connection data

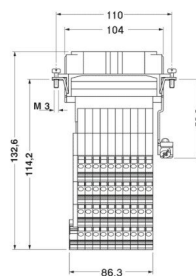
Connection technology

Connection technology	Screw connection
Connection in acc. with standard	IEC / EN

Conductor connection

Conductor cross section	0.2 mm ² ... 2.5 mm ²
Connection cross section AWG	22 ... 12
Tightening torque	0.5 Nm ... 0.8 Nm
Stripping length of the individual wire	10 mm

Dimensions

Dimensional drawing	
Width	83 mm
Terminal adapter width	56 mm

HC-KA-D 40-BU/PER - Contact insert



1774542

<https://www.phoenixcontact.com/us/products/1774542>

Height	81 mm
Length	132.6 mm

Material specifications

Flammability rating according to UL 94	V0
Contact material	Copper alloy
Contact surface material	Ag
Contact carrier material	PA/PC

Cable/line

Stripping length of the individual wire	10 mm
---	-------

Mechanical properties

Mechanical data

Insertion/withdrawal cycles	≥ 500
-----------------------------	-------

Environmental and real-life conditions

Ambient conditions

Ambient temperature (operation)	-40 °C ... 125 °C
---------------------------------	-------------------

Mounting

Assembly instructions	Connectors may be plugged in only when there is no load/voltage. Not for HC-B 16-AMQ-EMV housings
-----------------------	---

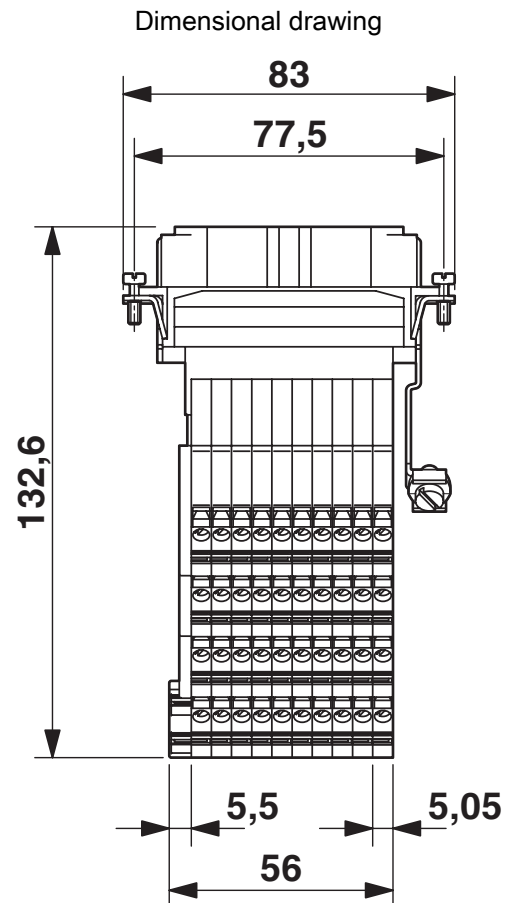
HC-KA-D 40-BU/PER - Contact insert

1774542

<https://www.phoenixcontact.com/us/products/1774542>



Drawings



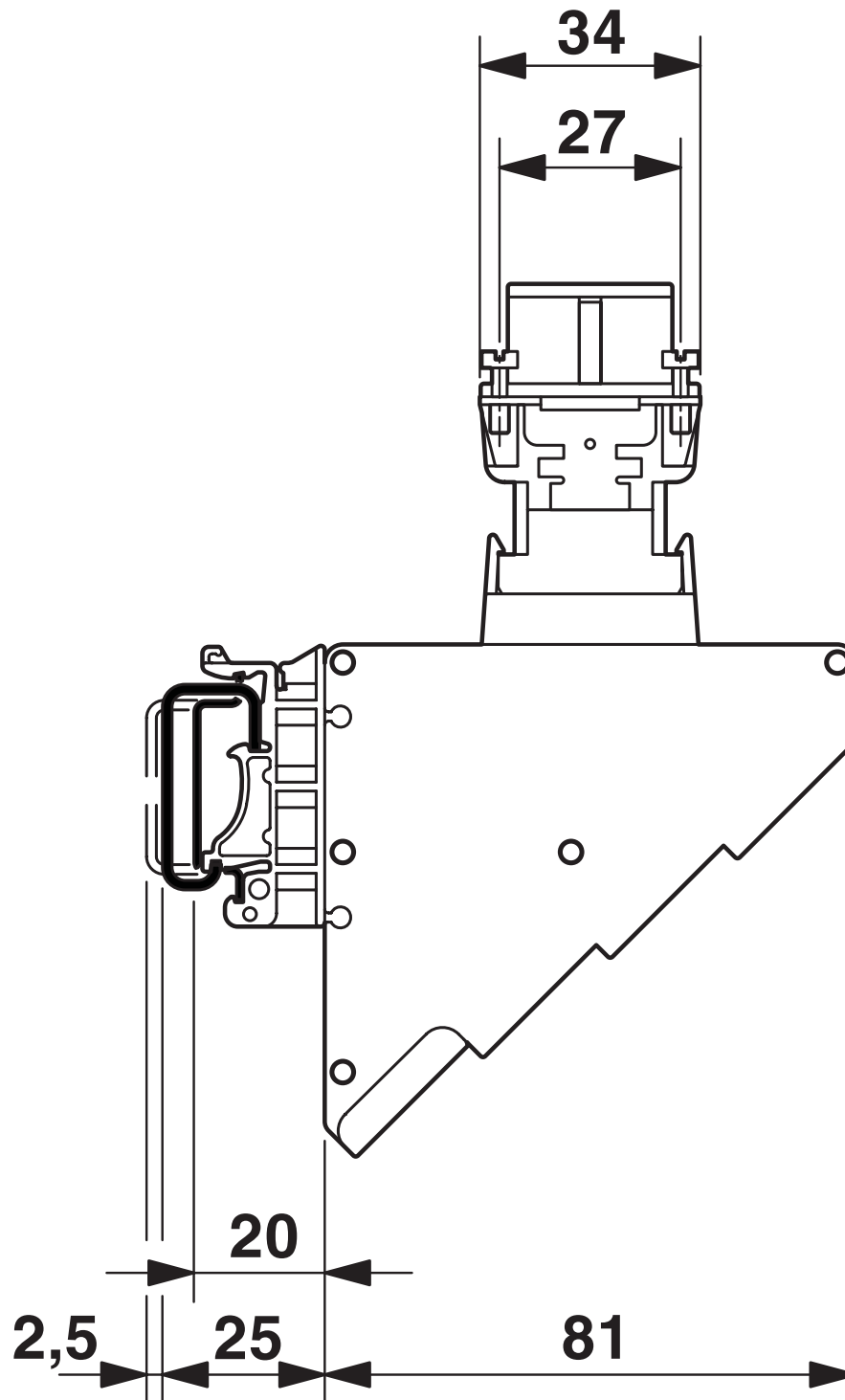
HC-KA-D 40-BU/PER - Contact insert

1774542

<https://www.phoenixcontact.com/us/products/1774542>



Dimensional drawing

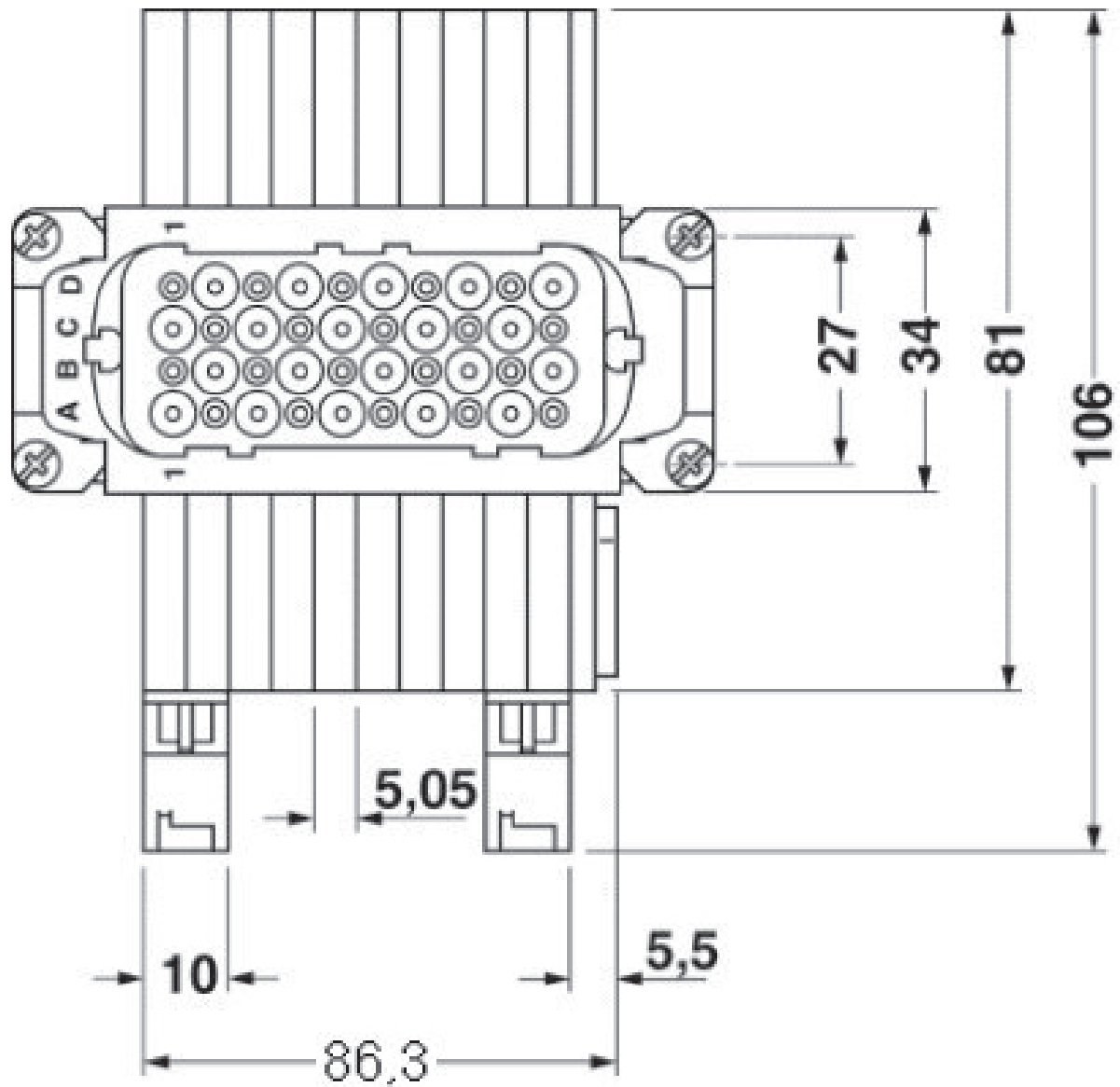


HC-KA-D 40-BU/PER - Contact insert

1774542

<https://www.phoenixcontact.com/us/products/1774542>

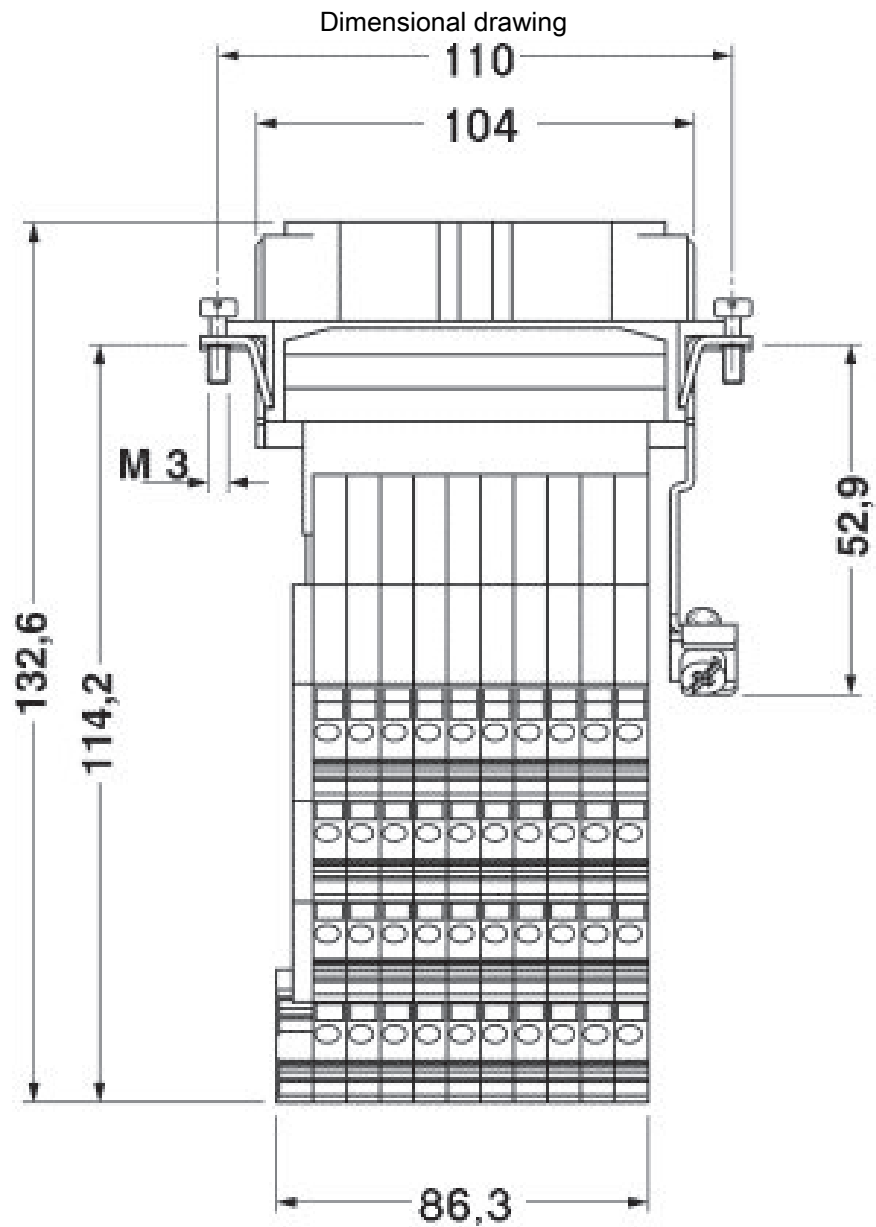
Dimensional drawing



HC-KA-D 40-BU/PER - Contact insert

1774542

<https://www.phoenixcontact.com/us/products/1774542>



HC-KA-D 40-BU/PER - Contact insert



1774542

<https://www.phoenixcontact.com/us/products/1774542>


Accessories

HC-KA-FE - Foot element

1775240

<https://www.phoenixcontact.com/us/products/1775240>

Foot element, for mounting on DIN rail NS 32, DIN rail NS 35/7.5 or DIN rail NS 35/15, can be inserted between basic and side element



HC-VSH - Locking screw barrel

1660083

<https://www.phoenixcontact.com/us/products/1660083>

Locking screw barrel, for a firm connection of contact inserts and DIN-rail mountable terminal adapters



Phoenix Contact 2023 © - all rights reserved
<https://www.phoenixcontact.com>

Phoenix Contact USA
586 Fulling Mill Road
Middletown, PA 17057, United States
(+717) 944-1300
info@phoenixcon.com