

# SMSTB 2,5/ 4-ST - PCB connector



1768781

<https://www.phoenixcontact.com/us/products/1768781>

Please be informed that the data shown in this PDF document is generated from our online catalog. Please find the complete data in the user documentation. Our general terms of use for downloads are valid.



PCB connector, nominal cross section: 2.5 mm<sup>2</sup>, color: green, nominal current: 12 A, rated voltage (III/2): 320 V, contact surface: Tin, contact connection type: Socket, number of potentials: 4, number of rows: 1, number of positions: 4, number of connections: 4, product range: SMSTB 2,5/...-ST, pitch: 5 mm, connection method: Screw connection with tension sleeve, screw head form: L Slotted, conductor/PCB connection direction: -45 °, locking clip: - Locking clip, plug-in system: COMBICON MSTB 2,5, locking: without, mounting: without, type of packaging: packed in cardboard

## Your advantages

- Well-known connection principle allows worldwide use
- Optimized for tight installation situations: operation and conductor connection from one direction
- Angled conductor connection enables operation and conductor connection from one direction
- Low temperature rise, thanks to maximum contact force

## Commercial data

|                                      |                     |
|--------------------------------------|---------------------|
| Item number                          | 1768781             |
| Packing unit                         | 1 pc                |
| Minimum order quantity               | 100 pc              |
| Sales key                            | AA03                |
| Product key                          | AACAFK              |
| Catalog page                         | Page 268 (C-1-2013) |
| GTIN                                 | 4017918034146       |
| Weight per piece (including packing) | 7.648 g             |
| Weight per piece (excluding packing) | 7.314 g             |
| Customs tariff number                | 85366990            |
| Country of origin                    | DE                  |

# SMSTB 2,5/ 4-ST - PCB connector



1768781

<https://www.phoenixcontact.com/us/products/1768781>

## Technical data

### Product properties

|                       |                       |
|-----------------------|-----------------------|
| Type                  | Standard              |
| Product line          | COMBICON Connectors M |
| Product type          | PCB connector         |
| Product family        | SMSTB 2,5/..-ST       |
| Number of positions   | 4                     |
| Pitch                 | 5 mm                  |
| Number of connections | 4                     |
| Number of rows        | 1                     |
| Mounting flange       | without               |
| Number of potentials  | 4                     |

### Electrical properties

|                             |        |
|-----------------------------|--------|
| Nominal current $I_N$       | 12 A   |
| Nominal voltage $U_N$       | 320 V  |
| Degree of pollution         | 3      |
| Contact resistance          | 2.3 mΩ |
| Rated voltage (III/3)       | 250 V  |
| Rated surge voltage (III/3) | 4 kV   |
| Rated voltage (III/2)       | 320 V  |
| Rated surge voltage (III/2) | 4 kV   |
| Rated voltage (II/2)        | 630 V  |
| Rated surge voltage (II/2)  | 4 kV   |

### Connection data

#### Connection technology

|                         |                     |
|-------------------------|---------------------|
| Type                    | Standard            |
| Connector system        | COMBICON MSTB 2,5   |
| Nominal cross section   | 2.5 mm <sup>2</sup> |
| Contact connection type | Socket              |

#### Interlock

|                 |         |
|-----------------|---------|
| Locking type    | without |
| Mounting flange | without |

#### Conductor connection

|  |  |
|--|--|
| Connection method  | Screw connection with tension sleeve         |
| Conductor/PCB connection direction                             | -45 °  |
| Conductor cross section rigid                                  | 0.2 mm <sup>2</sup> ... 2.5 mm <sup>2</sup>  |
| Conductor cross section flexible                               | 0.2 mm <sup>2</sup> ... 2.5 mm <sup>2</sup>  |
| Conductor cross section AWG                                    | 24 ... 12                                    |
| Conductor cross section flexible, with ferrule without plastic | 0.25 mm <sup>2</sup> ... 2.5 mm <sup>2</sup> |

# SMSTB 2,5/ 4-ST - PCB connector

1768781

<https://www.phoenixcontact.com/us/products/1768781>

|   |  |
|---|--|
| sleeve  |  |
| Conductor cross section, flexible, with ferrule, with plastic sleeve                      | 0.25 mm <sup>2</sup> ... 2.5 mm <sup>2</sup> |
| 2 conductors with same cross section, solid   | 0.2 mm <sup>2</sup> ... 1 mm <sup>2</sup>    |
| 2 conductors with same cross section, flexible  | 0.2 mm <sup>2</sup> ... 1.5 mm <sup>2</sup>  |
| 2 conductors with same cross section, flexible, with ferrule without plastic sleeve       | 0.25 mm <sup>2</sup> ... 1 mm <sup>2</sup>   |
| 2 conductors with the same cross section, flexible, with TWIN ferrule with plastic sleeve | 0.5 mm <sup>2</sup> ... 1.5 mm <sup>2</sup>  |
| Cylindrical gauge a x b / diameter  | 2.8 mm x 2.0 mm / 2.4 mm                     |
| Stripping length  | 7 mm   |
| Tightening torque   | 0.5 Nm ... 0.6 Nm                            |

## Material specifications


### Material data - contact

|  |  |
|--|--|
| Note                                     | WEEE/RoHS-compliant, free of whiskers according to IEC 60068-2-82/JEDEC JESD 201 |
| Contact material                         | Cu alloy   |
| Surface characteristics                  | hot-dip tin-plated   |
| Metal surface terminal point (top layer) | Tin (5 - 7 µm Sn)  |
| Metal surface contact area (top layer)   | Tin (5 - 7 µm Sn)  |

### Material data - housing

|   |              |
|---|--------------|
| Color (Housing)   | green (6021) |
| Insulating material   | PA           |
| Insulating material group   | I            |
| CTI according to IEC 60112  | 600          |
| Flammability rating according to UL 94                            | V0           |
| Glow wire flammability index GWFI according to EN 60695-2-12      | 850          |
| Glow wire ignition temperature GWIT according to EN 60695-2-13    | 775          |
| Temperature for the ball pressure test according to EN 60695-10-2 | 125 °C       |

## Dimensions

|                     |  |
|---------------------|--|
| Dimensional drawing |  |
| Pitch               | 5 mm   |
| Width [w]           | 20 mm  |
| Height [h]          | 15.5 mm  |
| Length [l]          | 25.6 mm  |

## Mounting

# SMSTB 2,5/ 4-ST - PCB connector



1768781

<https://www.phoenixcontact.com/us/products/1768781>

|                       |                                      |
|-----------------------|--------------------------------------|
| Drive form screw head | Slotted (L)                          |
| Connection method     | Screw connection with tension sleeve |
| Drive form screw head | Slotted (L)                          |

## Notes

|                    |  |
|--------------------|--|
| Notes on operation | In accordance with IEC 61984, COMBICON connectors have no switching power (COC). During designated use, they must not be plugged in or disconnected when carrying voltage or under load. |
|--------------------|--|

## Mechanical tests

### Test for conductor damage and slackening

|               |                     |
|---------------|---------------------|
| Specification | IEC 60999-1:1999-11 |
| Result        | Test passed         |

### Pull-out test

|   |   |
|---|---|
| Specification   | IEC 60999-1:1999-11                     |
| Conductor cross section/conductor type/tractive force setpoint/actual value | 0.2 mm <sup>2</sup> / solid / > 10 N    |
|   | 0.2 mm <sup>2</sup> / flexible / > 10 N |
|   | 2.5 mm <sup>2</sup> / solid / > 50 N    |
|   | 2.5 mm <sup>2</sup> / flexible / > 50 N |

### Insertion and withdrawal forces

|                                     |             |
|-------------------------------------|-------------|
| Result                              | Test passed |
| No. of cycles                       | 25          |
| Insertion strength per pos. approx. | 8 N         |
| Withdraw strength per pos. approx.  | 6 N         |

### Torque test

|               |                     |
|---------------|---------------------|
| Specification | IEC 60999-1:1999-11 |
|---------------|---------------------|

### Resistance of inscriptions

|               |                        |
|---------------|------------------------|
| Specification | IEC 60068-2-70:1995-12 |
| Result        | Test passed            |

### Polarization and coding

|               |                        |
|---------------|------------------------|
| Specification | IEC 60512-13-5:2006-02 |
| Result        | Test passed            |

### Visual inspection

|               |                       |
|---------------|-----------------------|
| Specification | IEC 60512-1-1:2002-02 |
| Result        | Test passed           |

### Dimension check

|               |                       |
|---------------|-----------------------|
| Specification | IEC 60512-1-2:2002-02 |
| Result        | Test passed           |

## Environmental and real-life conditions

# SMSTB 2,5/ 4-ST - PCB connector



1768781

<https://www.phoenixcontact.com/us/products/1768781>

## Vibration test

|                        |                             |
|------------------------|-----------------------------|
| Specification          | IEC 60068-2-6:2007-12       |
| Frequency              | 10 - 150 - 10 Hz            |
| Sweep speed            | 1 octave/min                |
| Amplitude              | 0.35 mm (10 Hz ... 60.1 Hz) |
| Sweep speed            | 5g (60.1 Hz ... 150 Hz)     |
| Test duration per axis | 2.5 h                       |

## Durability test

|  |                       |
|--|-----------------------|
| Specification                                | IEC 60512-9-1:2010-03 |
| Impulse withstand voltage at sea level       | 4.8 kV                |
| Contact resistance R <sub>1</sub>            | 2.3 mΩ                |
| Contact resistance R <sub>2</sub>            | 2.3 mΩ                |
| Insertion/withdrawal cycles                  | 25                    |
| Insulation resistance, neighboring positions | > 5 MΩ                |

## Climatic test

|                                   |   |
|-----------------------------------|---|
| Specification                     | ISO 6988:1985-02  |
| Corrosive stress                  | 0.2 dm <sup>3</sup> SO <sub>2</sub> on 300 dm <sup>3</sup> /40 °C/1 cycle |
| Thermal stress                    | 100 °C/168 h  |
| Power-frequency withstand voltage | 2.21 kV   |

## Ambient conditions

|   |   |
|---|---|
| Ambient temperature (operation)         | -40 °C ... 100 °C (dependent on the derating curve) |
| Ambient temperature (storage/transport) | -40 °C ... 70 °C                                    |
| Relative humidity (storage/transport)   | 30 % ... 70 %                                       |
| Ambient temperature (assembly)          | -5 °C ... 100 °C                                    |

## Electrical tests

### Thermal test | Test group C

|                            |                       |
|----------------------------|-----------------------|
| Specification              | IEC 60512-5-1:2002-02 |
| Tested number of positions | 24                    |

### Insulation resistance

|  |                       |
|--|-----------------------|
| Specification                                | IEC 60512-3-1:2002-02 |
| Insulation resistance, neighboring positions | > 5 MΩ                |

### Air clearances and creepage distances |

|  |                     |
|--|---------------------|
| Specification  | IEC 60664-1:2007-04 |
| Insulating material group                              | I                   |
| Comparative tracking index (IEC 60112)                 | CTI 600             |
| Rated insulation voltage (III/3)                       | 250 V               |
| Rated surge voltage (III/3)                            | 4 kV                |
| minimum clearance value - non-homogenous field (III/3) | 3 mm                |
| minimum creepage distance (III/3)                      | 3.2 mm              |

# SMSTB 2,5/ 4-ST - PCB connector



1768781

<https://www.phoenixcontact.com/us/products/1768781>

|  |        |
|--|--------|
| Rated insulation voltage (III/2)                       | 320 V  |
| Rated surge voltage (III/2)                            | 4 kV   |
| minimum clearance value - non-homogenous field (III/2) | 3 mm   |
| minimum creepage distance (III/2)                      | 3 mm   |
| Rated insulation voltage (II/2)                        | 630 V  |
| Rated surge voltage (II/2)                             | 4 kV   |
| minimum clearance value - non-homogenous field (II/2)  | 3 mm   |
| minimum creepage distance (II/2)                       | 3.2 mm |

## Packaging specifications

|                   |                     |
|-------------------|---------------------|
| Type of packaging | packed in cardboard |
|-------------------|---------------------|

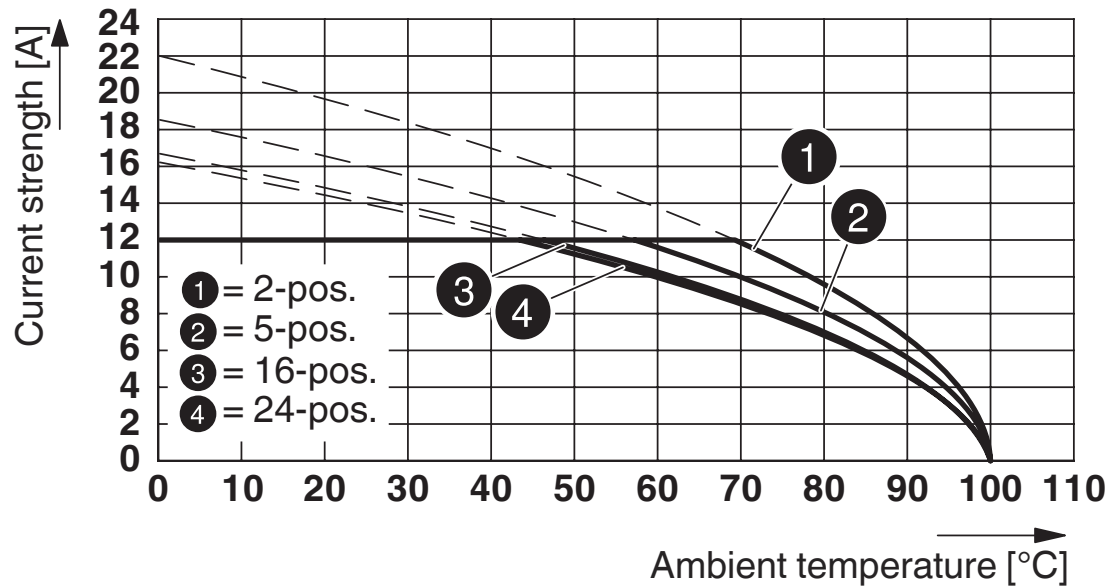
# SMSTB 2,5/ 4-ST - PCB connector

1768781

<https://www.phoenixcontact.com/us/products/1768781>

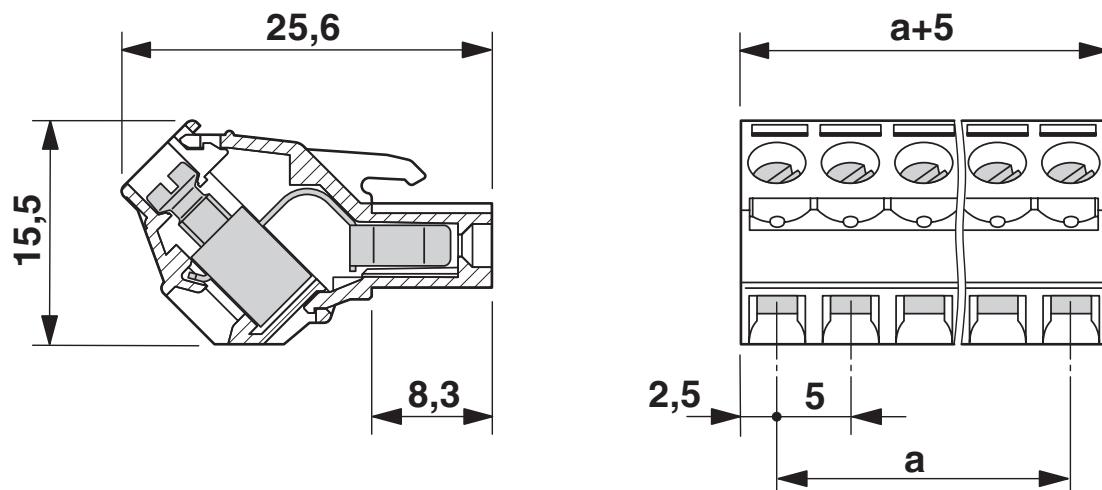
## Drawings

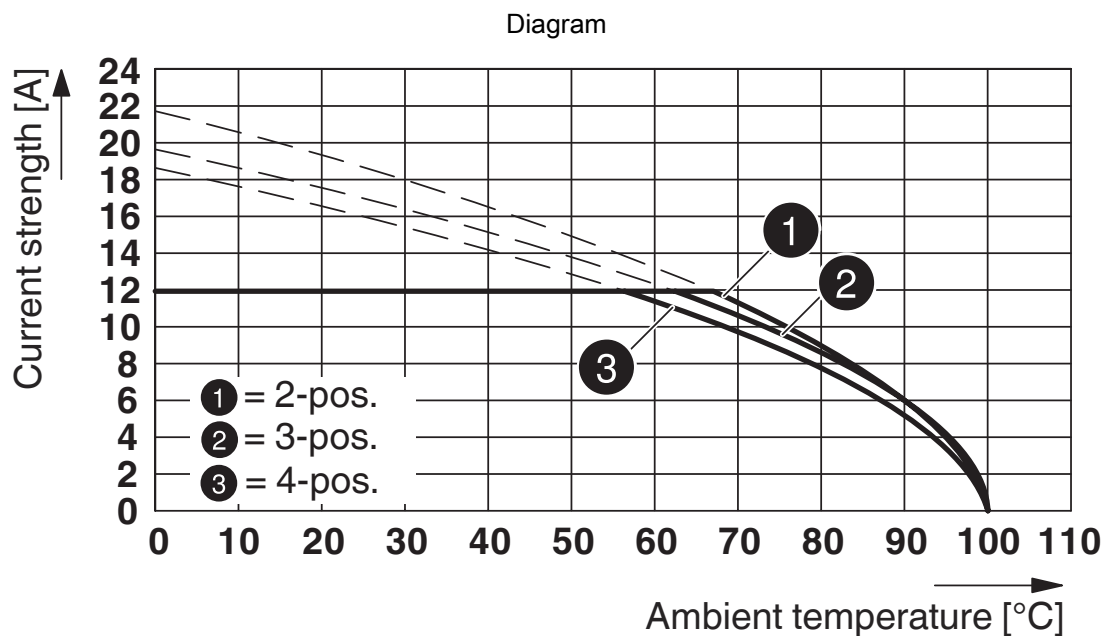
Diagram



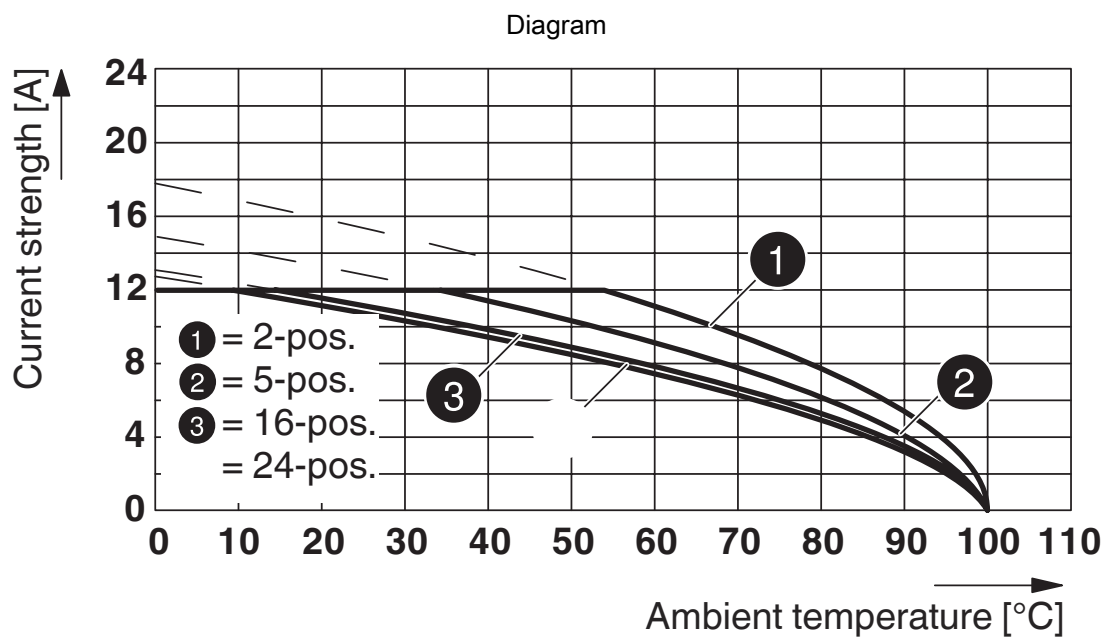
Type: SMSTB 2,5/...-ST with SMSTB 2,5/...-G

Dimensional drawing



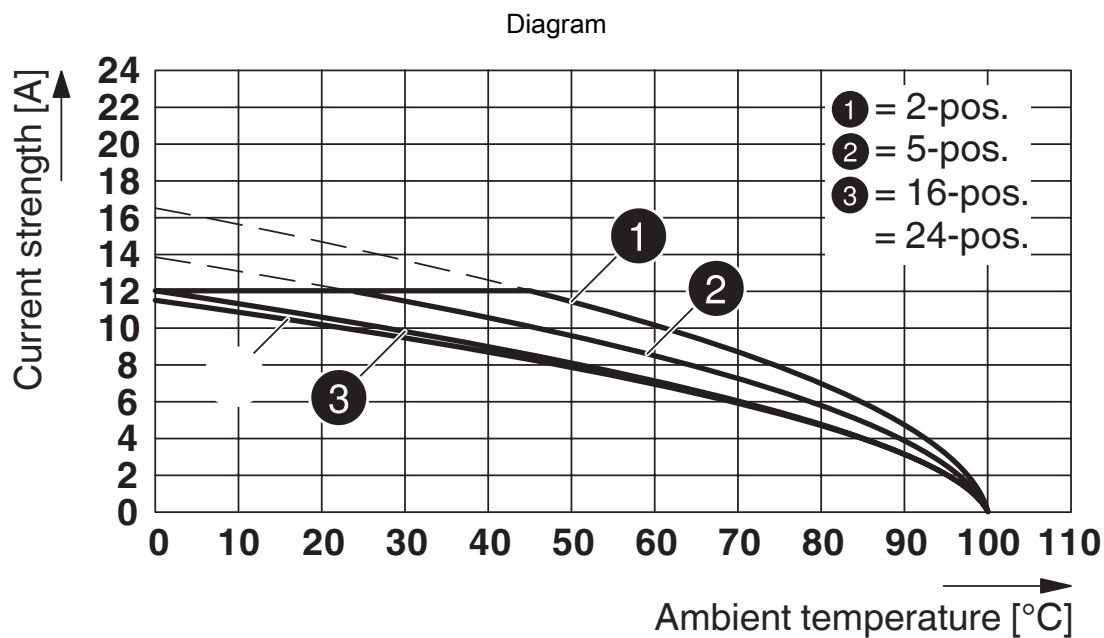


Type: SMSTB 2,5/...-ST with MSTBO 2,5/...-G1L

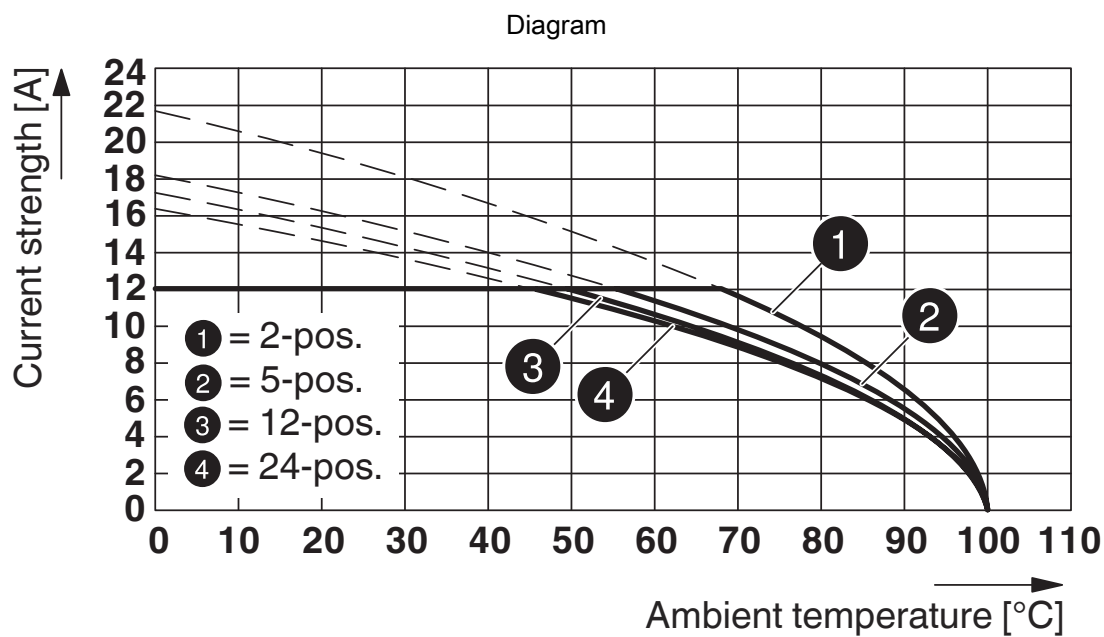


Type: SMSTB 2,5/...-ST with MSTBVA 2,5/...-G

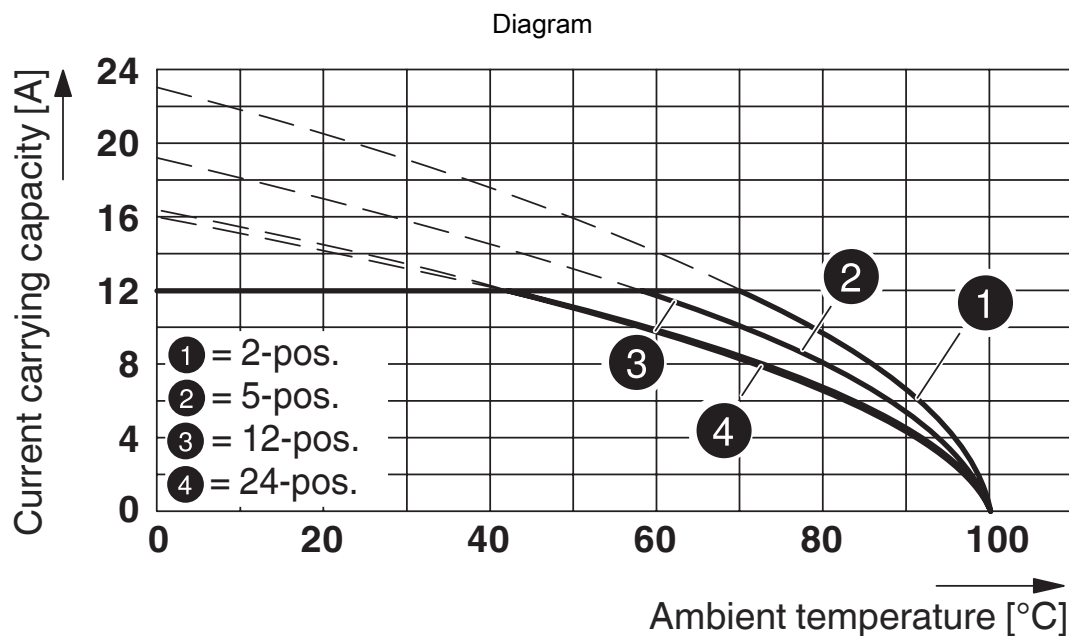




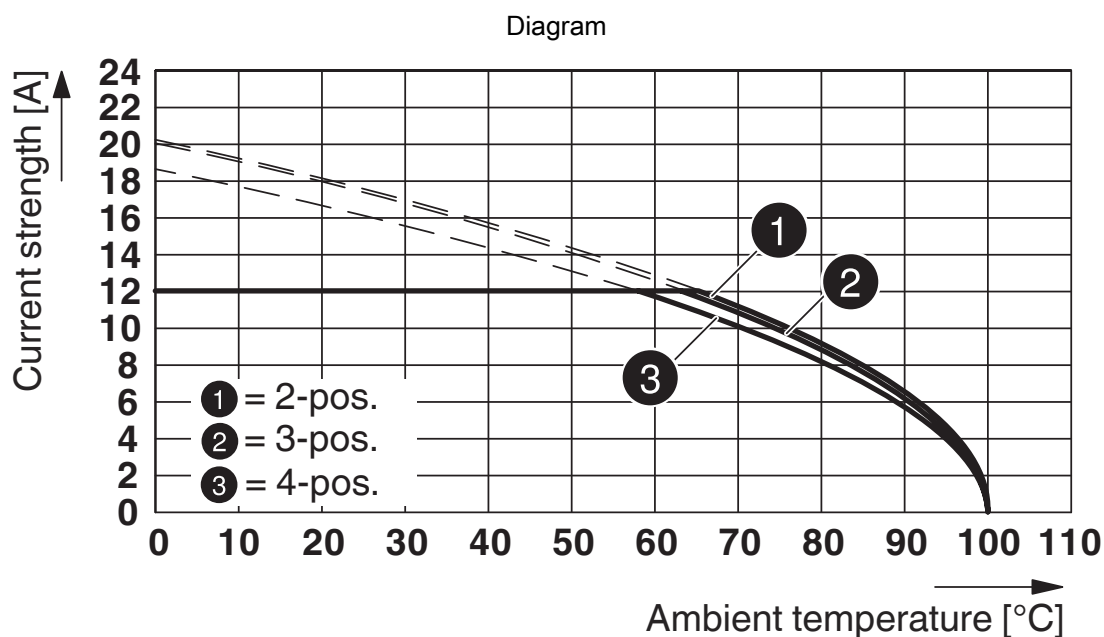
Type: SMSTB 2,5/...-ST with MSTBV 2,5/...-G



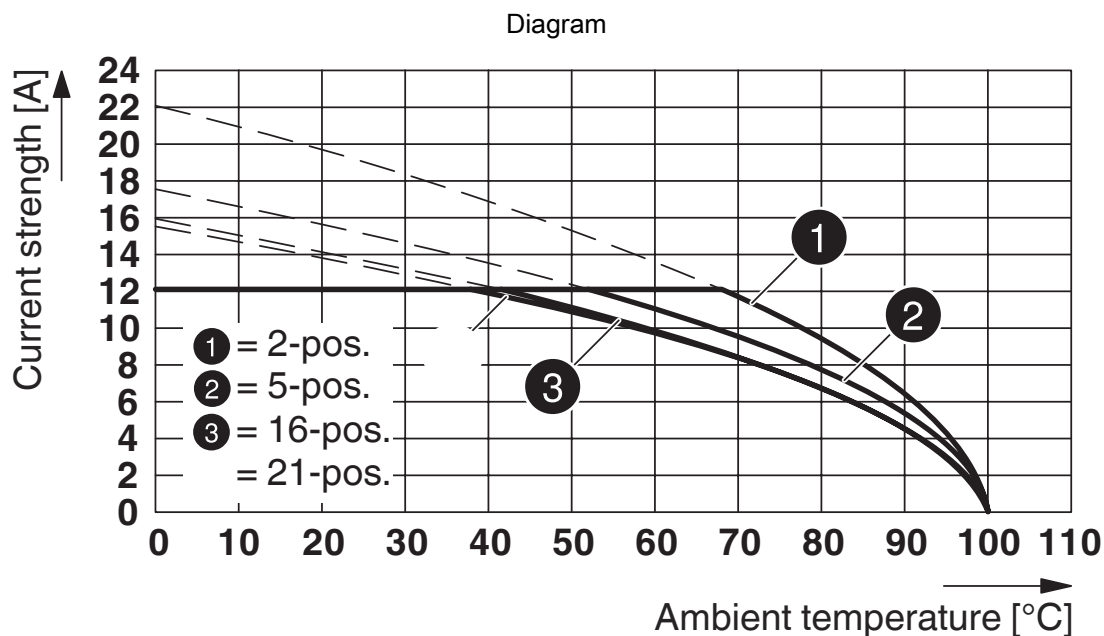
Type: SMSTB 2,5/...-ST with MSTB 2,5/...-G



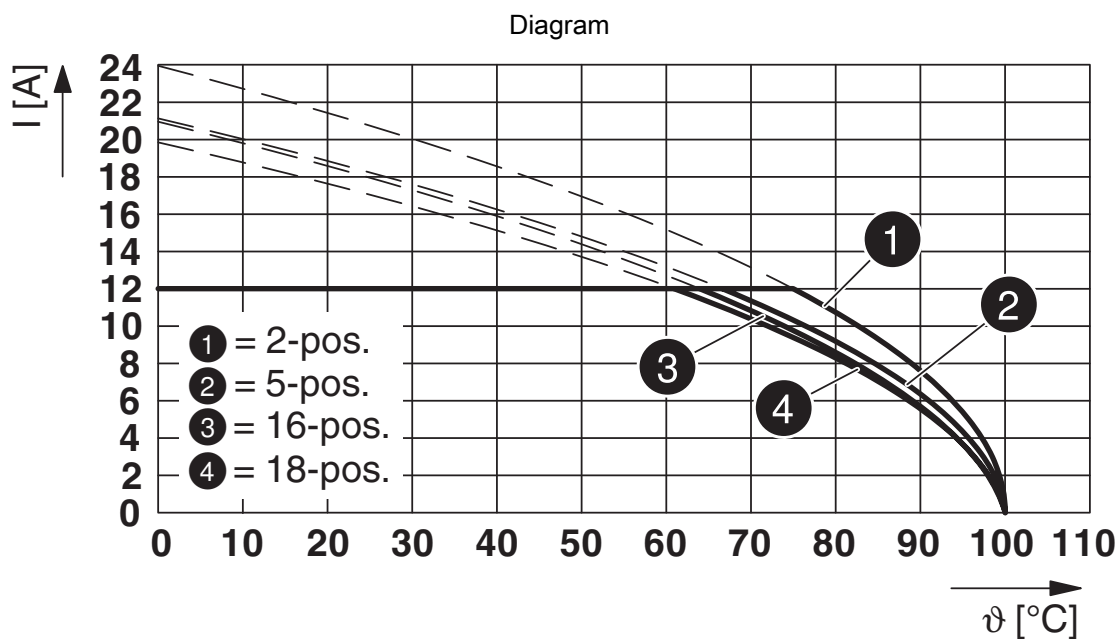
Type: SMSTB 2,5/...-ST with SMSTBA 2,5/...-G



Type: SMSTB 2,5/...-ST with MSTBO 2,5/...-G1R



Type: SMSTB 2,5/...-ST with MSTBW 2,5/...-G



Type: SMSTB 2,5/...-ST with FKIC 2,5/...-ST

# SMSTB 2,5/ 4-ST - PCB connector




1768781


<https://www.phoenixcontact.com/us/products/1768781>


## Approvals

To download certificates, visit the product detail page: <https://www.phoenixcontact.com/us/products/1768781>

|  <b>CSA</b><br>Approval ID: 13631 |                       |                       |                   |                             |
|--|-----------------------|-----------------------|-------------------|-----------------------------|
|  | Nominal voltage $U_N$ | Nominal current $I_N$ | Cross section AWG | Cross section $\text{mm}^2$ |
| Use group B  | 300 V                 | 15 A                  | 28 - 12           | -                           |
|  |                       |                       |                   |                             |
| Use group D  | 300 V                 | 10 A                  | 28 - 12           | -                           |
|  |                       |                       |                   |                             |

|  <b>EAC</b><br>Approval ID: B.01687 |  |  |  |  |
|--|--|--|--|--|
|--|--|--|--|--|

|  <b>cULus Recognized</b><br>Approval ID: E60425-19931011 |                       |                       |                   |                             |
|---|-----------------------|-----------------------|-------------------|-----------------------------|
|   | Nominal voltage $U_N$ | Nominal current $I_N$ | Cross section AWG | Cross section $\text{mm}^2$ |
| Use group B   | 300 V                 | 15 A                  | 30 - 12           | -                           |
|   |                       |                       |                   |                             |
| Use group D   | 300 V                 | 10 A                  | 30 - 12           | -                           |
|   |                       |                       |                   |                             |

|  <b>VDE Zeichengenehmigung</b><br>Approval ID: 40004701 |                       |                       |                   |                             |
|--|-----------------------|-----------------------|-------------------|-----------------------------|
|  | Nominal voltage $U_N$ | Nominal current $I_N$ | Cross section AWG | Cross section $\text{mm}^2$ |
|  | 250 V                 | 12 A                  | -                 | 0.2 - 2.5                   |

# SMSTB 2,5/ 4-ST - PCB connector



1768781

<https://www.phoenixcontact.com/us/products/1768781>

## Classifications

### ECLASS

|             |          |
|-------------|----------|
| ECLASS-11.0 | 27460202 |
| ECLASS-12.0 | 27460202 |
| ECLASS-13.0 | 27460202 |

### ETIM

|          |          |
|----------|----------|
| ETIM 8.0 | EC002638 |
|----------|----------|

### UNSPSC

|             |          |
|-------------|----------|
| UNSPSC 21.0 | 39121400 |
|-------------|----------|

# SMSTB 2,5/ 4-ST - PCB connector



1768781

<https://www.phoenixcontact.com/us/products/1768781>

## Environmental product compliance

|            |   |
|------------|---|
| China RoHS | Environmentally friendly use period: unlimited = EFUP-e |
|            | No hazardous substances above threshold values          |

# SMSTB 2,5/ 4-ST - PCB connector



1768781

<https://www.phoenixcontact.com/us/products/1768781>

## Accessories

### SZS 0,6X3,5 - Screwdriver

1205053

<https://www.phoenixcontact.com/us/products/1205053>




Actuation tool, for ST terminal blocks, insulated, also suitable for use as a bladed screwdriver, size: 0.6 x 3.5 x 100 mm, 2-component grip, with non-slip grip

### MSTBW 2,5/ 4-G - PCB header

1736098

<https://www.phoenixcontact.com/us/products/1736098>



PCB headers, nominal cross section: 2.5 mm<sup>2</sup>, color: green, nominal current: 12 A, rated voltage (III/2): 320 V, contact surface: Tin, contact connection type: Pin, number of potentials: 4, number of rows: 1, number of positions: 4, number of connections: 4, product range: MSTBW 2,5/...-G, pitch: 5 mm, mounting: Wave soldering, pin layout: Linear pinning, solder pin [P]: 3.5 mm, number of solder pins per potential: 1, plug-in system: COMBICON MSTB 2,5, Pin connector pattern alignment: Standard, locking: without, mounting: without, type of packaging: packed in cardboard

# SMSTB 2,5/ 4-ST - PCB connector




1768781

<https://www.phoenixcontact.com/us/products/1768781>

## MDSTB 2,5/ 4-G1 - PCB header

1736690

<https://www.phoenixcontact.com/us/products/1736690>



PCB headers, nominal cross section: 2.5 mm<sup>2</sup>, color: green, nominal current: 10 A, rated voltage (III/2): 320 V, contact surface: Tin, contact connection type: Pin, number of potentials: 8, number of rows: 2, number of positions: 4, number of connections: 8, product range: MDSTB 2,5/..-G1, pitch: 5 mm, mounting: Wave soldering, pin layout: Linear pinning, solder pin [P]: 3.5 mm, number of solder pins per potential: 1, plug-in system: COMBICON MSTB 2,5, Pin connector pattern alignment: Standard, locking: without, mounting: without, type of packaging: packed in cardboard, In combination with MVSTB or FKCV plug components, both an MVSTBW (or FKCVW) and an MVSTBR plug (or FKCVR) must be used. Combination with TMSTBP plug components is not possible!

## MSTBO 2,5/ 4-G1L THRR44 BK - PCB header

2697194

<https://www.phoenixcontact.com/us/products/2697194>



PCB headers, nominal cross section: 2.5 mm<sup>2</sup>, color: black, nominal current: 16 A, rated voltage (III/2): 320 V, contact surface: Tin, contact connection type: Pin, number of rows: 1, number of positions: 4, product range: MSTBO 2,5/..-G1L-THR, pitch: 5 mm, mounting: THR soldering, pin layout: Linear pinning, solder pin [P]: 2.5 mm, number of solder pins per potential: 1, plug-in system: COMBICON MSTB 2,5, locking: without, type of packaging: 44 mm wide tape, Product with pin output on left side

Phoenix Contact 2023 © - all rights reserved  
<https://www.phoenixcontact.com>

Phoenix Contact USA  
586 Fulling Mill Road  
Middletown, PA 17057, United States  
(+717) 944-1300  
[info@phoenixcon.com](mailto:info@phoenixcon.com)