

M23-06P1N8A90DUS - Coupler connector



1629140

<https://www.phoenixcontact.com/us/products/1629140>

Please be informed that the data shown in this PDF document is generated from our online catalog. Please find the complete data in the user documentation. Our general terms of use for downloads are valid.



M23, Coupler connector, series: M23 PRO, straight, shielded: yes, for standard and ONECLICK fast locking system, No. of pos.: 6, Direction of rotation: Standard, contact connection type: Pin, Crimp connection, cable diameter range: 3 mm ... 15 mm, coding: N, Item is lead-free in accordance with RoHS II without Exemption 6c (Pb <0.1%)

Your advantages

- Solutions with cross-manufacturer compatibility for standard and fast locking systems
- Modern, consistent design for highly convenient operation
- Easy, cost-effective cable assembly: uniform shielding of M17 to M40

Commercial data

Item number	1629140
Packing unit	1 pc
Minimum order quantity	1 pc
Sales key	AB34
Product key	ABRABG
GTIN	4055626762876
Weight per piece (including packing)	114.5 g
Weight per piece (excluding packing)	114.5 g
Customs tariff number	85366990
Country of origin	DE

M23-06P1N8A90DUS - Coupler connector



1629140

<https://www.phoenixcontact.com/us/products/1629140>

Technical data

Notes

General	Order crimp contacts 6 x Ø 2 mm separately
General	Please observe the derating curve.

Safety note

Safety note	WARNING: The connectors may not be plugged in or disconnected under load. Ignoring the warning or improper use may damage persons and/or property.
	<ul style="list-style-type: none">• WARNING: Commission properly functioning products only. The products must be regularly inspected for damage. Decommission defective products immediately. Replace damaged products. Repairs are not possible.
	<ul style="list-style-type: none">• WARNING: Only electrically qualified personnel may install and operate the product. They must observe the following safety notes. The qualified personnel must be familiar with the basics of electrical engineering. They must be able to recognize and prevent danger. The relevant symbol on the packaging indicates that only personnel familiar with electrical engineering are allowed to install and operate the product.
	<ul style="list-style-type: none">• The products are suitable for applications in plant, controller, and electrical device engineering.
	<ul style="list-style-type: none">• When operating the connectors in outdoor applications, they must be separately protected against environmental influences.
	<ul style="list-style-type: none">• Assembled products may not be manipulated or improperly opened.
	<ul style="list-style-type: none">• Only use mating connectors that are specified in the technical data of the standards listed (e.g. the ones listed in the product accessories online at phoenixcontact.com/products).
	<ul style="list-style-type: none">• When using the product in direct connection with third-party manufacturers, the user is responsible.
	<ul style="list-style-type: none">• For operating voltages > 50 V AC, conductive connector housings must be grounded
	<ul style="list-style-type: none">• Ensure that the protective or functional ground has been properly connected.
	<ul style="list-style-type: none">• VDE 0100/1.97 § 411.1.3.2 and DIN EN 60 204/11.98 § 14.1.3 are applicable when combining several circuits in a cable and/or connector
	<ul style="list-style-type: none">• Only use tools recommended by Phoenix Contact
	<ul style="list-style-type: none">• The installation notes/Design In documents online on the download page at phoenixcontact.com/products must be observed for this product.
	<ul style="list-style-type: none">• Operate the connector only when it is fully plugged in and interlocked.
	<ul style="list-style-type: none">• Ensure that when laying the cable, the tensile load on the connectors does not exceed the upper limit specified in the standards.
	<ul style="list-style-type: none">• Observe the minimum bending radius of the cable. Lay the cable without twisting it.
	<ul style="list-style-type: none">• The connector warms up in normal operation. Depending on the ambient conditions, the surface of the connector can continue to

M23-06P1N8A90DUS - Coupler connector



1629140

<https://www.phoenixcontact.com/us/products/1629140>

warm up. In this case, the user is responsible for posting warnings (e.g. DIN EN ISO 13732-1:2008-12).

Product properties

Product type	Circular connector (cable-side)
--------------	---------------------------------

Connector

Insulating body

Note	Order information: Order crimp contacts 6 x Ø 2 mm separately
Coding	N
Insulation body material	PA 6.6
Insertion/withdrawal cycles	100
Connection method	Crimp connection
Contact switching type	Pin
Application	Signal
Number of positions	6
Direction of rotation	Standard
Connection profile	6
Contact diameter	2 mm
Litz wire cross-section	Signal contacts min. 0.5 mm²
Litz wire cross-section	Signal contacts max. 2.5 mm²
Nominal current per signal contact	20 A
Note	for max. connection cross section
Rated voltage Signal contact	300 V
Rated surge voltage	2.5 kV
Overvoltage category	II
Degree of pollution	3
Installation height	2000 m

Housing

Housing material	GD-Zn
Type of locking	for standard and ONECLICK fast locking system
Pg screw connection	none
Degree of protection (plugged in)	IP66 / IP68 (2 m / 24 h)
Thread type	M23

Seal

External cable diameter	3 mm ... 15 mm (Universal gasket)
Seal material	FKM

Environmental and real-life conditions

Ambient conditions

Ambient temperature (operation)	-40 °C ... 105 °C (see to derating)
---------------------------------	-------------------------------------

M23-06P1N8A90DUS - Coupler connector



1629140

<https://www.phoenixcontact.com/us/products/1629140>

Altitude	2000 m
Permanent temperature	125 °C (DIN EN 60512-9-2 / 1000 h)

M23-06P1N8A90DUS - Coupler connector

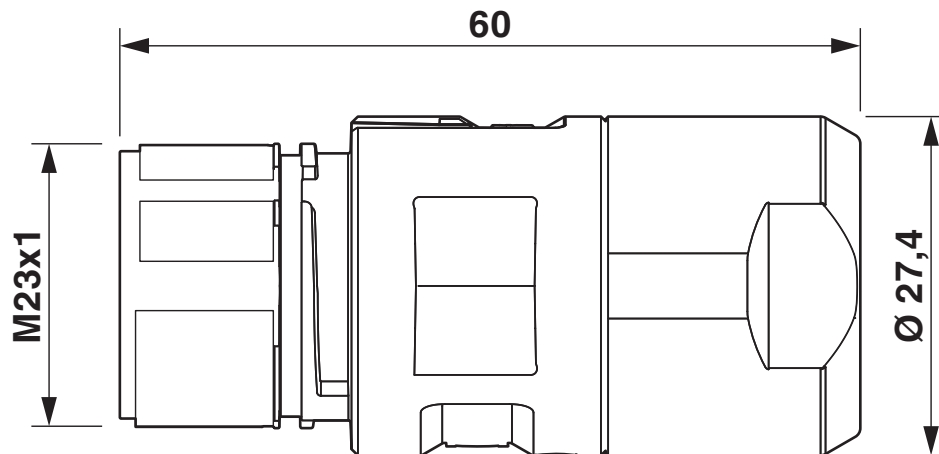


1629140

<https://www.phoenixcontact.com/us/products/1629140>

Drawings

Dimensional drawing



Dimensional drawing

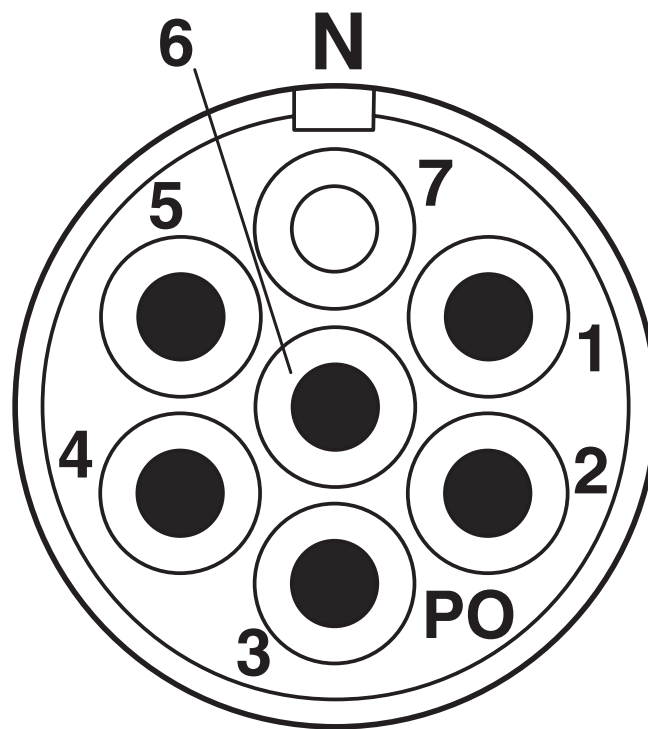
M23-06P1N8A90DUS - Coupler connector

1629140

<https://www.phoenixcontact.com/us/products/1629140>



Schematic diagram

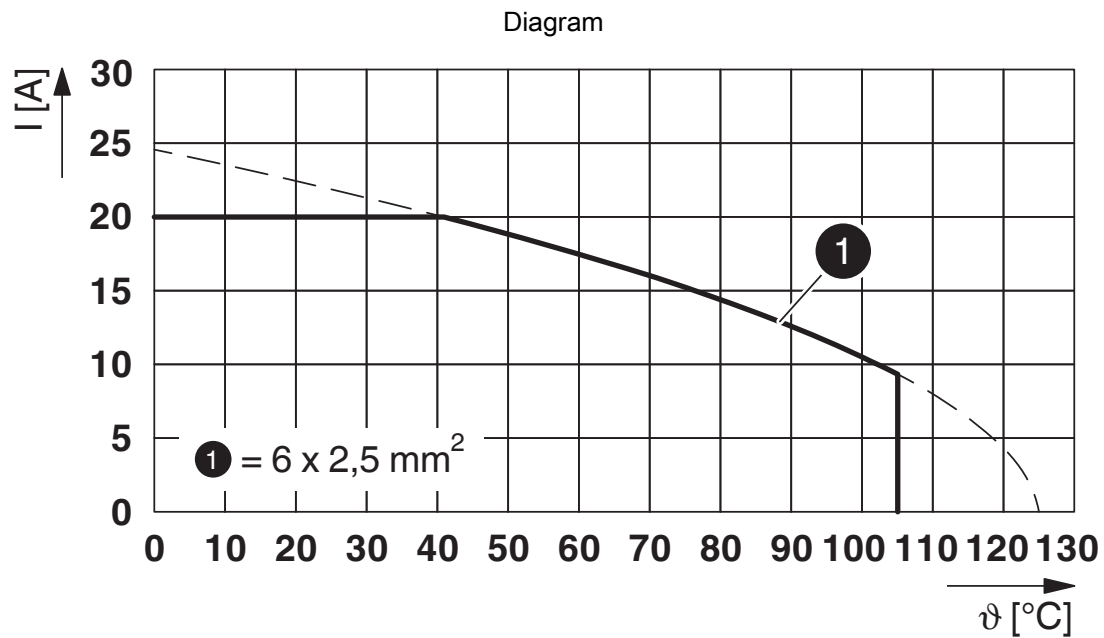


M23-06P1N8A90DUS - Coupler connector



1629140

<https://www.phoenixcontact.com/us/products/1629140>



I = current strength, θ = ambient temperature, 6x 20 A


M23-06P1N8A90DUS - Coupler connector



1629140

<https://www.phoenixcontact.com/us/products/1629140>

Approvals

 To download certificates, visit the product detail page: <https://www.phoenixcontact.com/us/products/1629140>



cUL Recognized

Approval ID: E335019-20141210



UL Recognized

Approval ID: E335019-20141210

cULus Recognized

M23-06P1N8A90DUS - Coupler connector



1629140

<https://www.phoenixcontact.com/us/products/1629140>

Classifications

ECLASS

ECLASS-11.0	27440102
ECLASS-12.0	27440116
ECLASS-13.0	27440116

ETIM

ETIM 8.0	EC002635
----------	----------

UNSPSC

UNSPSC 21.0	39121400
-------------	----------

M23-06P1N8A90DUS - Coupler connector



1629140

<https://www.phoenixcontact.com/us/products/1629140>

Environmental product compliance

China RoHS	Environmentally friendly use period: unlimited = EFUP-e
	No hazardous substances above threshold values

M23-06P1N8A90DUS - Coupler connector

1629140

<https://www.phoenixcontact.com/us/products/1629140>



Accessories

FLANGE-M23PRO-SG - Square mounting flange

1055767

<https://www.phoenixcontact.com/us/products/1055767>

Square mounting flange, Axial seal, 4xM3



RC-5SP2000 - Crimp contact

1603529

<https://www.phoenixcontact.com/us/products/1603529>

Crimp contact, Pin, turned, contact diameter: 2 mm, crimp range: 0.5 mm² ... 0.75 mm², Alternative product in accordance with RoHS II without Exemption 6c (Pb <0.1%) item no.: 1241632



M23-06P1N8A90DUS - Coupler connector



1629140

<https://www.phoenixcontact.com/us/products/1629140>

RC-59P2000 - Crimp contact

1603498

<https://www.phoenixcontact.com/us/products/1603498>



Crimp contact, Pin, turned, Single contact, contact diameter: 2 mm, crimp range: 0.75 mm² ... 1 mm², Alternative product in accordance with RoHS II without Exemption 6c (Pb <0.1%) item no.: 1241632

RC-5CP2000 - Crimp contact

1603513

<https://www.phoenixcontact.com/us/products/1603513>



Crimp contact, Pin, turned, contact diameter: 2 mm, crimp range: 1 mm² ... 1.5 mm², Alternative product in accordance with RoHS II without Exemption 6c (Pb <0.1%) item no.: 1241634

M23-06P1N8A90DUS - Coupler connector

1629140

<https://www.phoenixcontact.com/us/products/1629140>



RC-5AP2000 - Crimp contact

1603505

<https://www.phoenixcontact.com/us/products/1603505>



Crimp contact, Pin, turned, contact diameter: 2 mm, crimp range: 1.5 mm² ... 2.5 mm², Alternative product in accordance with RoHS II without Exemption 6c (Pb <0.1%) item no.: 1241634

PROT-M23PRO-OT-IP20 - Plastic protective cap

1055753

<https://www.phoenixcontact.com/us/products/1055753>



Plastic protective cap, M23, degree of protection: IP20, series: M23 PRO

M23-06P1N8A90DUS - Coupler connector

1629140

<https://www.phoenixcontact.com/us/products/1629140>



PROT-M23PRO-OT-IP67 - Plastic protective cap

1055749

<https://www.phoenixcontact.com/us/products/1055749>

Plastic protective cap, M23, degree of protection: IP67, series: M23 PRO Signal




M23PRO-VIB-ORING-OR - Sealing ring

1521137

<https://www.phoenixcontact.com/us/products/1521137>

Vibration O-ring, optional accessory for M23 PRO device connectors



M23-06P1N8A90DUS - Coupler connector

1629140

<https://www.phoenixcontact.com/us/products/1629140>




M23PRO-VIB-ORING-GN - Sealing ring

1521138

<https://www.phoenixcontact.com/us/products/1521138>

Vibration O-ring, optional accessory for M23 PRO device connectors



Phoenix Contact 2023 © - all rights reserved

<https://www.phoenixcontact.com>

Phoenix Contact USA
586 Fulling Mill Road
Middletown, PA 17057, United States
(+717) 944-1300
info@phoenixcon.com