

M23-06P1N8AW500S - Device connector front mounting



1629095

<https://www.phoenixcontact.com/pc/products/1629095>

Please be informed that the data shown in this PDF document is generated from our online catalog. Please find the complete data in the user documentation. Our general terms of use for downloads are valid.



M23, Device connector front mounting, series: M23 PRO Signal, straight, for standard and ONECLICK fast locking system, No. of pos.: 6, Direction of rotation: Standard, contact connection type: Pin, Crimp connection, 4x Ø 3.2, flange dimensions: 26 mm x 26 mm, coding: N, Item is lead-free in accordance with RoHS II without Exemption 6c (Pb <0.1%)

Your advantages

- Solutions with cross-manufacturer compatibility for standard and fast locking systems
- Modern, consistent design for highly convenient operation
- Crimping connection: vibration- and temperature-resistant assembly
- All housing can be fitted with pin or socket contacts
- Safe use in the field, thanks to high degree of protection

Commercial data

Item number	1629095
Packing unit	1 pc
Minimum order quantity	1 pc
Product key	ABRABL
GTIN	4055626763064
Weight per piece (including packing)	39.5 g
Weight per piece (excluding packing)	39.5 g
Customs tariff number	85366990
Country of origin	DE

M23-06P1N8AW500S - Device connector front mounting



1629095

<https://www.phoenixcontact.com/pc/products/1629095>

Technical data

Notes

General	Order crimp contacts 6 x Ø 2 mm separately
General	Please observe the derating curve.

Safety note

Safety note	<p>WARNING: The connectors may not be plugged in or disconnected under load. Ignoring the warning or improper use may damage persons and/or property.</p> <ul style="list-style-type: none">• WARNING: Commission properly functioning products only. The products must be regularly inspected for damage. Decommission defective products immediately. Replace damaged products. Repairs are not possible.• WARNING: Only electrically qualified personnel may install and operate the product. They must observe the following safety notes. The qualified personnel must be familiar with the basics of electrical engineering. They must be able to recognize and prevent danger. The relevant symbol on the packaging indicates that only personnel familiar with electrical engineering are allowed to install and operate the product.• The products are suitable for applications in plant, controller, and electrical device engineering.• When operating the connectors in outdoor applications, they must be separately protected against environmental influences.• Assembled products may not be manipulated or improperly opened.• Only use mating connectors that are specified in the technical data of the standards listed (e.g. the ones listed in the product accessories online at phoenixcontact.com/products).• When using the product in direct connection with third-party manufacturers, the user is responsible.• For operating voltages > 50 V AC, conductive connector housings must be grounded• Ensure that the protective or functional ground has been properly connected.• VDE 0100/1.97 § 411.1.3.2 and DIN EN 60 204/11.98 § 14.1.3 are applicable when combining several circuits in a cable and/or connector• Only use tools recommended by Phoenix Contact• The installation notes/Design In documents online on the download page at phoenixcontact.com/products must be observed for this product.• Operate the connector only when it is fully plugged in and interlocked.• Ensure that when laying the cable, the tensile load on the connectors does not exceed the upper limit specified in the standards.• Observe the minimum bending radius of the cable. Lay the cable without twisting it.• The connector warms up in normal operation. Depending on the ambient conditions, the surface of the connector can continue to
-------------	---

M23-06P1N8AW500S - Device connector front mounting



1629095

<https://www.phoenixcontact.com/pc/products/1629095>

warm up. In this case, the user is responsible for posting warnings (e.g. DIN EN ISO 13732-1:2008-12).

Product properties

Product type	Circular connectors (device side)
--------------	-----------------------------------

Material specifications

Flammability rating according to UL 94	V0
--	----

Connector

Insulating body

Note	Order information: Order crimp contacts 6 x Ø 2 mm separately
Coding	N
Insulation body material	PA 6.6
Insertion/withdrawal cycles	100
Connection method	Crimp connection
Contact switching type	Pin
Application	Signal
Number of positions	6
Direction of rotation	Standard
Connection profile	6
Contact diameter	2 mm
Litz wire cross-section	Signal contacts min. 0.5 mm ²
Litz wire cross-section	Signal contacts max. 2.5 mm ²
Nominal current per signal contact	20 A
Note	for max. connection cross section
Rated voltage	Signal contact 300 V
Rated surge voltage	2.5 kV
Overvoltage category	II
Degree of pollution	3
Installation height	2000 m

Housing

Housing material	GD-Zn
Flange dimensions	26 mm x 26 mm
Type of locking	for standard and ONECLICK fast locking system
Pg screw connection	none
Degree of protection (plugged in)	IP66 / IP68 (2 m / 24 h)
Thread type	M23

Environmental and real-life conditions

Ambient conditions

Degree of protection	IP68
----------------------	------

M23-06P1N8AW500S - Device connector front mounting



1629095

<https://www.phoenixcontact.com/pc/products/1629095>

Ambient temperature (operation)	-40 °C ... 105 °C (see to derating)
Altitude	2000 m
Permanent temperature	125 °C (DIN EN 60512-9-2 / 1000 h)

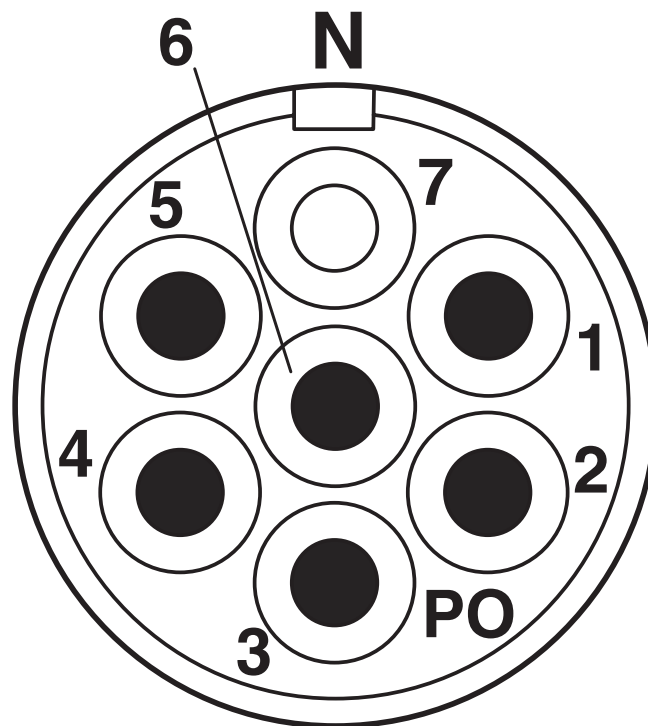
M23-06P1N8AW500S - Device connector front mounting

1629095

<https://www.phoenixcontact.com/pc/products/1629095>

Drawings

Schematic diagram

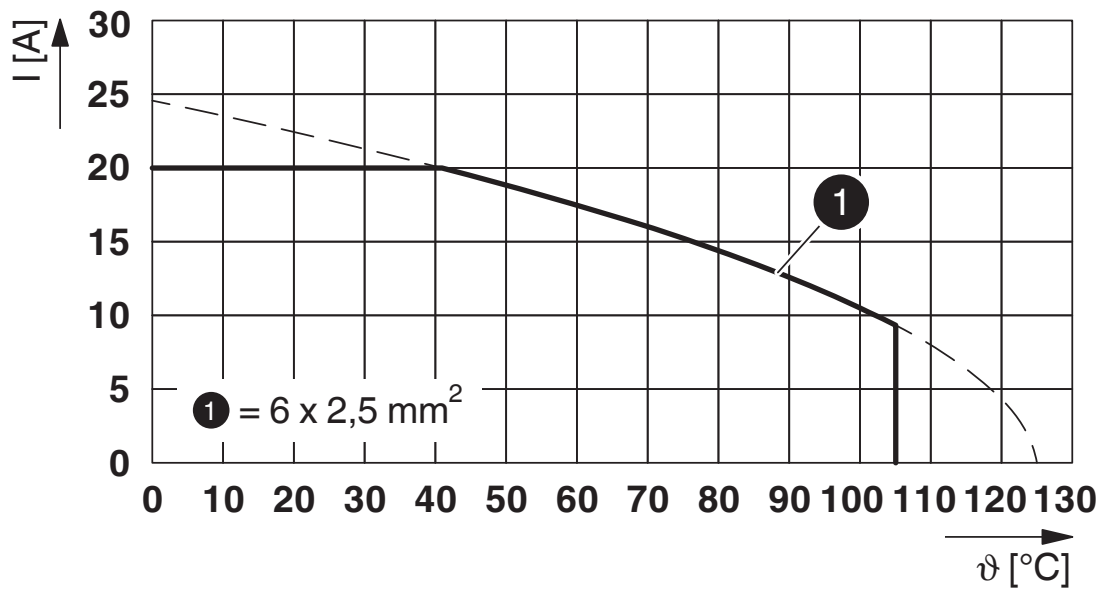


M23-06P1N8AW500S - Device connector front mounting

1629095

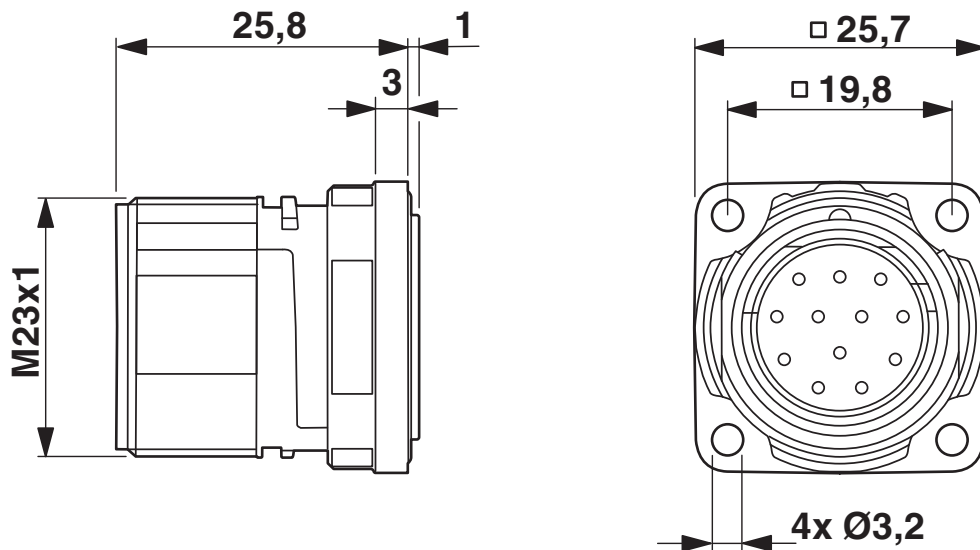
<https://www.phoenixcontact.com/pc/products/1629095>

Diagram



I = current strength, ϑ = ambient temperature, 6 x 20 A

Dimensional drawing



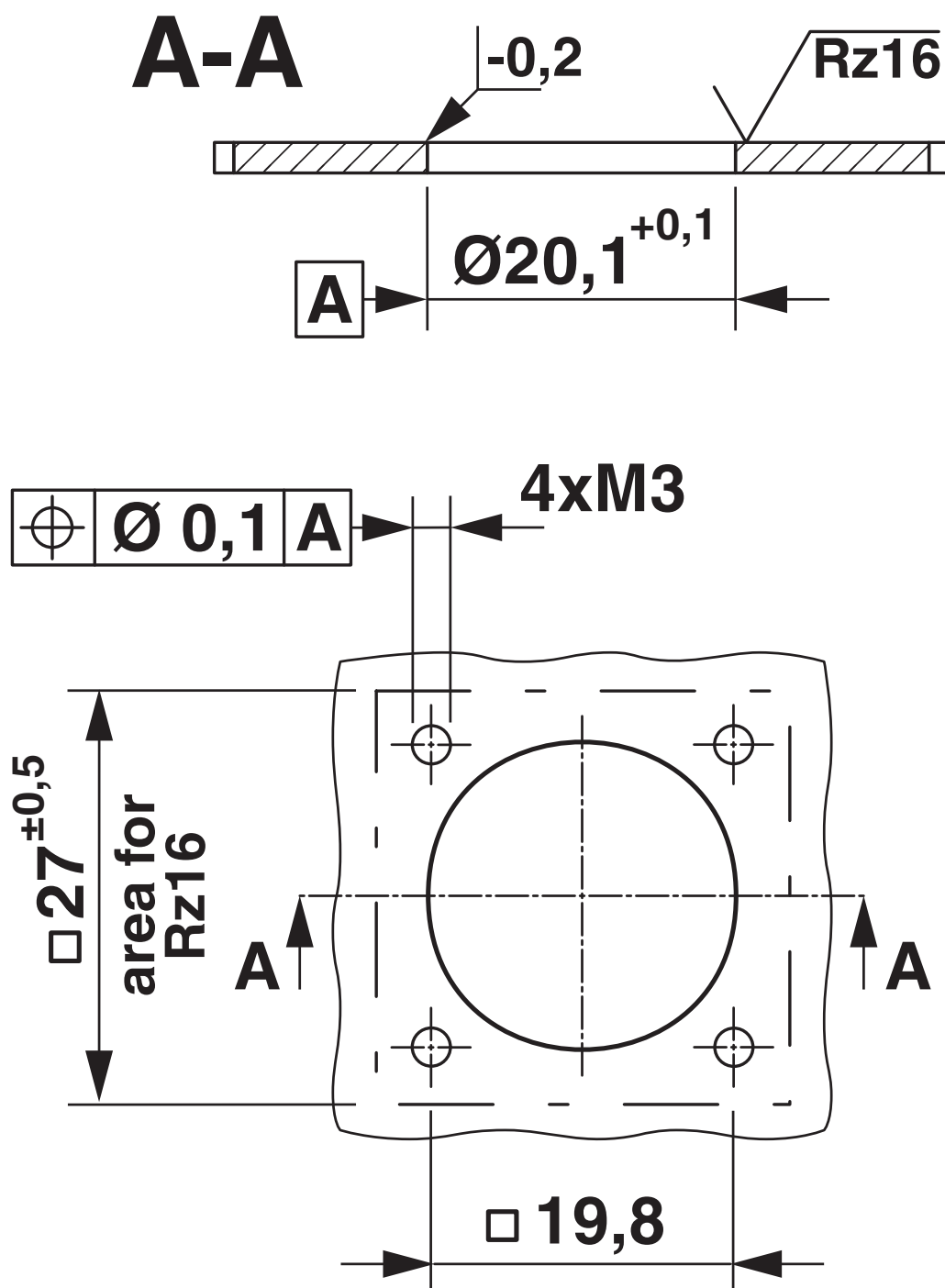
Technical drawings can be found under Downloads

M23-06P1N8AW500S - Device connector front mounting

1629095

<https://www.phoenixcontact.com/pc/products/1629095>

Dimensional drawing



Installation dimensions

M23-06P1N8AW500S - Device connector front mounting



1629095

<https://www.phoenixcontact.com/pc/products/1629095>

Classifications

ECLASS

ECLASS-11.0	27440109
ECLASS-12.0	27440109
ECLASS-13.0	27440109

ETIM

ETIM 8.0	EC003569
----------	----------

UNSPSC

UNSPSC 21.0	39121400
-------------	----------

M23-06P1N8AW500S - Device connector front mounting



1629095
<https://www.phoenixcontact.com/pc/products/1629095>

Environmental product compliance

China RoHS	Environmentally friendly use period: unlimited = EFUP-e
	No hazardous substances above threshold values

M23-06P1N8AW500S - Device connector front mounting



1629095

<https://www.phoenixcontact.com/pc/products/1629095>

Accessories

RC-Z2059 - Protective cap

1604225

<https://www.phoenixcontact.com/pc/products/1604225>

Plastic protection cap for connectors with M23 external thread



RC-Z2104 - Metal protective cap

1604260

<https://www.phoenixcontact.com/pc/products/1604260>

Metal protective cap, M23, degree of protection: IP67, series: RC, Alternative product in accordance with RoHS II without Exemption 6c (Pb <0.1%) item no.: 1241739



M23-06P1N8AW500S - Device connector front mounting



1629095

<https://www.phoenixcontact.com/pc/products/1629095>

RC-5SP2000 - Crimp contact

1603529

<https://www.phoenixcontact.com/pc/products/1603529>



Crimp contact, Pin, turned, contact diameter: 2 mm, crimp range: 0.5 mm² ... 0.75 mm², Alternative product in accordance with RoHS II without Exemption 6c (Pb <0.1%) item no.: 1241632

RC-59P2000 - Crimp contact

1603498

<https://www.phoenixcontact.com/pc/products/1603498>



Crimp contact, Pin, turned, Single contact, contact diameter: 2 mm, crimp range: 0.75 mm² ... 1 mm², Alternative product in accordance with RoHS II without Exemption 6c (Pb <0.1%) item no.: 1241632

M23-06P1N8AW500S - Device connector front mounting



1629095

<https://www.phoenixcontact.com/pc/products/1629095>

RC-5CP2000 - Crimp contact

1603513

<https://www.phoenixcontact.com/pc/products/1603513>



Crimp contact, Pin, turned, contact diameter: 2 mm, crimp range: 1 mm² ... 1.5 mm², Alternative product in accordance with RoHS II without Exemption 6c (Pb <0.1%) item no.: 1241634

RC-5AP2000 - Crimp contact

1603505

<https://www.phoenixcontact.com/pc/products/1603505>



Crimp contact, Pin, turned, contact diameter: 2 mm, crimp range: 1.5 mm² ... 2.5 mm², Alternative product in accordance with RoHS II without Exemption 6c (Pb <0.1%) item no.: 1241634

M23-06P1N8AW500S - Device connector front mounting

1629095

<https://www.phoenixcontact.com/pc/products/1629095>

PROT-M23PRO-OT-IP20 - Plastic protective cap

1055753

<https://www.phoenixcontact.com/pc/products/1055753>

Plastic protective cap, M23, degree of protection: IP20, series: M23 PRO



PROT-M23PRO-OT-IP67 - Plastic protective cap

1055749

<https://www.phoenixcontact.com/pc/products/1055749>

Plastic protective cap, M23, degree of protection: IP67, series: M23 PRO Signal



M23-06P1N8AW500S - Device connector front mounting



1629095


<https://www.phoenixcontact.com/pc/products/1629095>

M23PRO-VIB-ORING-OR - Sealing ring

1521137

<https://www.phoenixcontact.com/pc/products/1521137>

Vibration O-ring, optional accessory for M23 PRO device connectors




M23PRO-VIB-ORING-GN - Sealing ring

1521138

<https://www.phoenixcontact.com/pc/products/1521138>

Vibration O-ring, optional accessory for M23 PRO device connectors



Phoenix Contact 2023 © - all rights reserved
<https://www.phoenixcontact.com>

PHOENIX CONTACT GmbH & Co. KG
Flachsmarktstraße 8
D-32825 Blomberg
+49 (0) 5235-3 00
info@phoenixcontact.com