

M17-8ES1N8AW600S - Device connector front mounting



1628905

<https://www.phoenixcontact.com/pc/products/1628905>

Please be informed that the data shown in this PDF document is generated from our online catalog. Please find the complete data in the user documentation. Our general terms of use for downloads are valid.



M17, Device connector front mounting, series: M17 PRO, straight, for standard and ONECLICK fast locking system, No. of pos.: 5+3+PE, contact connection type: Socket, Crimp connection, flange dimensions: 28 mm x 28 mm, coding: N, Item is lead-free in accordance with RoHS II without Exemption 6c (Pb <0.1%)

Your advantages

- Solutions with cross-manufacturer compatibility for standard and fast locking systems
- Modern, consistent design for highly convenient operation
- Crimping connection: vibration- and temperature-resistant assembly
- All housing can be fitted with pin or socket contacts
- Safe use in the field, thanks to high degree of protection

Commercial data

Item number	1628905
Packing unit	1 pc
Minimum order quantity	1 pc
Product key	ABRBAL
GTIN	4055626706801
Weight per piece (including packing)	51.3 g
Weight per piece (excluding packing)	51.3 g
Customs tariff number	85366990
Country of origin	DE

M17-8ES1N8AW600S - Device connector front mounting



1628905

<https://www.phoenixcontact.com/pc/products/1628905>

Technical data

Notes

General	Order crimp contacts 5 x 0.6 mm, 4 x Ø 1 mm separately
Safety note	
Safety note	<p>WARNING: The connectors may not be plugged in or disconnected under load. Ignoring the warning or improper use may damage persons and/or property.</p> <ul style="list-style-type: none">• WARNING: Commission properly functioning products only. The products must be regularly inspected for damage. Decommission defective products immediately. Replace damaged products. Repairs are not possible.• WARNING: Only electrically qualified personnel may install and operate the product. They must observe the following safety notes. The qualified personnel must be familiar with the basics of electrical engineering. They must be able to recognize and prevent danger. The relevant symbol on the packaging indicates that only personnel familiar with electrical engineering are allowed to install and operate the product.• The products are suitable for applications in plant, controller, and electrical device engineering.• When operating the connectors in outdoor applications, they must be separately protected against environmental influences.• Assembled products may not be manipulated or improperly opened.• Only use mating connectors that are specified in the technical data of the standards listed (e.g. the ones listed in the product accessories online at phoenixcontact.com/products).• When using the product in direct connection with third-party manufacturers, the user is responsible.• For operating voltages > 50 V AC, conductive connector housings must be grounded• Ensure that the protective or functional ground has been properly connected.• VDE 0100/1.97 § 411.1.3.2 and DIN EN 60 204/11.98 § 14.1.3 are applicable when combining several circuits in a cable and/or connector• Only use tools recommended by Phoenix Contact• The installation notes/Design In documents online on the download page at phoenixcontact.com/products must be observed for this product.• Operate the connector only when it is fully plugged in and interlocked.• Ensure that when laying the cable, the tensile load on the connectors does not exceed the upper limit specified in the standards.• Observe the minimum bending radius of the cable. Lay the cable without twisting it.• The connector warms up in normal operation. Depending on the ambient conditions, the surface of the connector can continue to warm up. In this case, the user is responsible for posting

M17-8ES1N8AW600S - Device connector front mounting



1628905

<https://www.phoenixcontact.com/pc/products/1628905>

warnings (e.g. DIN EN ISO 13732-1:2008-12).

Product properties

Product type	Circular connectors (device side)
--------------	-----------------------------------

Material specifications

Flammability rating according to UL 94	V0
--	----

Connector

Insulating body

Coding	N
Insertion/withdrawal cycles	100
Connection method	Crimp connection
Contact switching type	Socket
Application	Power
Number of positions	9
Connection profile	5+3+PE
Contact diameter Power contacts	1 mm
Litz wire cross-section Power contacts min.	0.06 mm ²
Litz wire cross-section Power contacts max.	1 mm ²
Rated current Power contacts	14 A
Note	for max. connection cross section
Rated voltage	630 V
Rated surge voltage	6 kV
Overvoltage category	III
Degree of pollution	3
Contact diameter Signal contacts	0.6 mm
Litz wire cross-section Signal contacts min.	0.06 mm ²
Litz wire cross-section Signal contacts max.	0.5 mm ²
Nominal current per signal contact	3.6 A
Note	for max. connection cross section
Rated voltage Signal contact	60 V
Rated surge voltage	1.5 kV
Overvoltage category	III
Degree of pollution	3
Installation height	2000 m

Housing

Housing material	GD-Zn
Flange dimensions	28 mm x 28 mm
Type of locking	for standard and ONECLICK fast locking system
Degree of protection (plugged in)	IP67

M17-8ES1N8AW600S - Device connector front mounting



1628905

<https://www.phoenixcontact.com/pc/products/1628905>

	IP68, 24 h / 2 m
Thread type	M17

Environmental and real-life conditions

Ambient conditions

Ambient temperature (operation)	-40 °C ... 105 °C (see derating curve)
---------------------------------	--

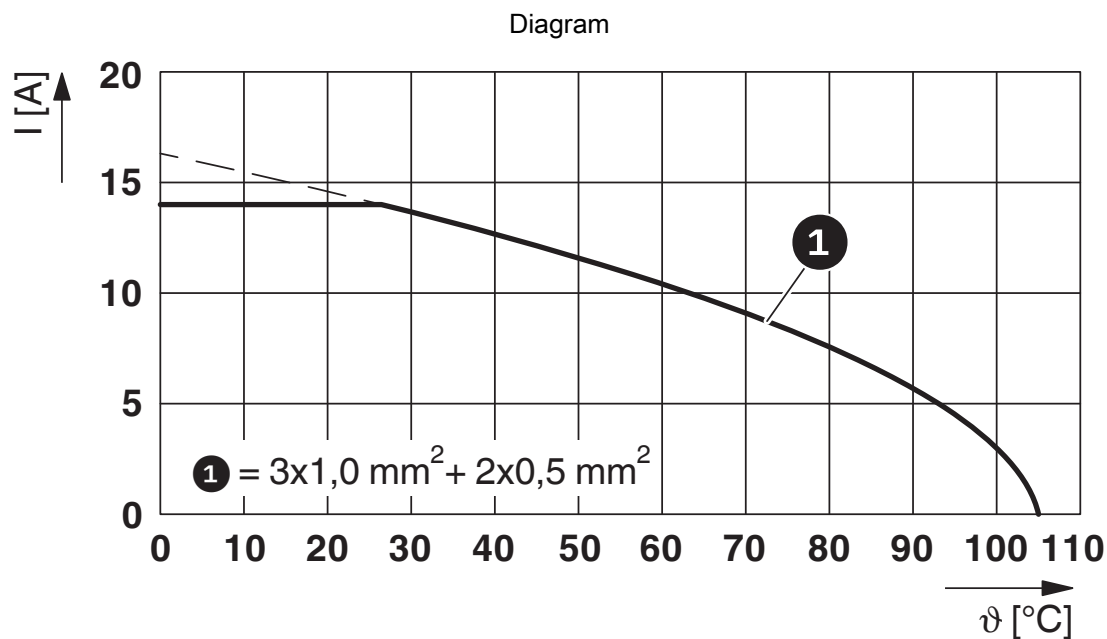
M17-8ES1N8AW600S - Device connector front mounting



1628905

<https://www.phoenixcontact.com/pc/products/1628905>

Drawings



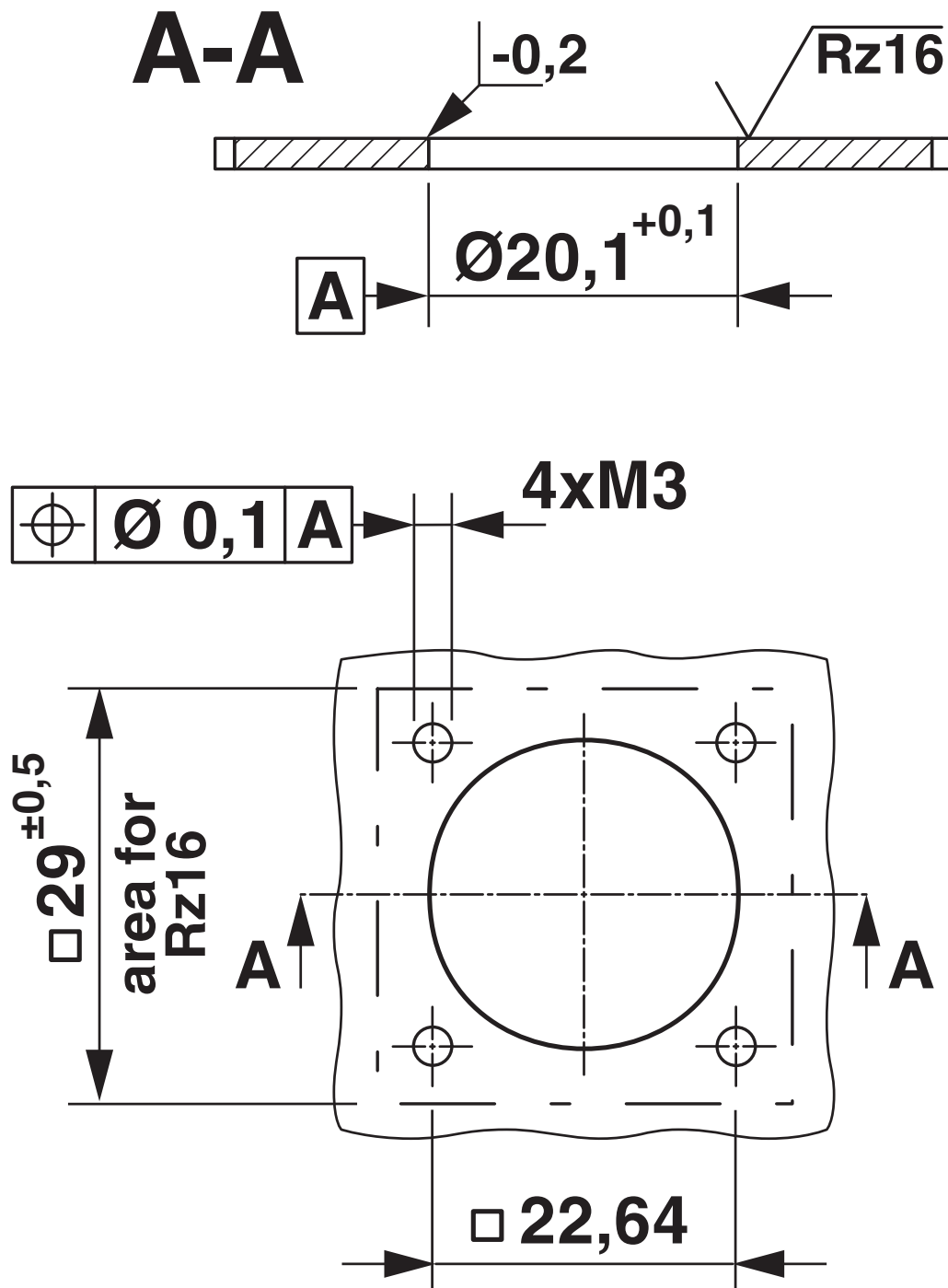
I = current strength, ϑ = ambient temperature, 3x 14 A + 2x 2 A constant

M17-8ES1N8AW600S - Device connector front mounting

1628905

<https://www.phoenixcontact.com/pc/products/1628905>

Dimensional drawing



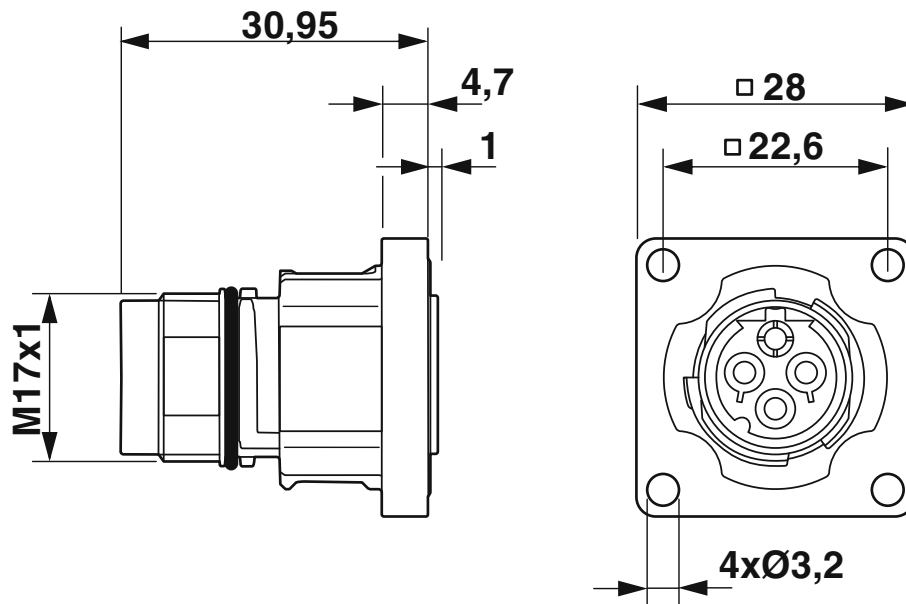
Installation dimensions

M17-8ES1N8AW600S - Device connector front mounting

1628905

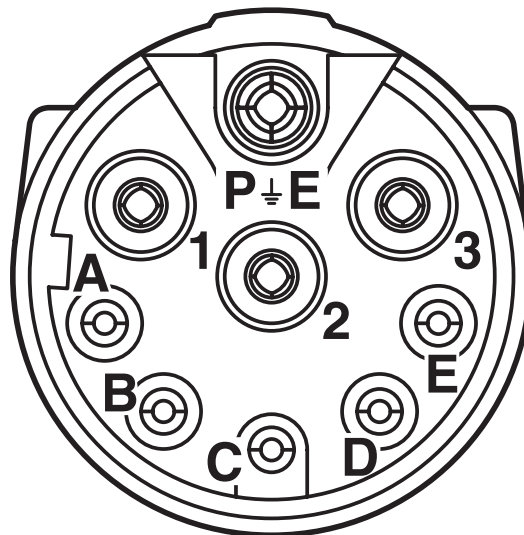
<https://www.phoenixcontact.com/pc/products/1628905>

Dimensional drawing



Dimensional drawing

Schematic diagram



Connector pin assignment

M17-8ES1N8AW600S - Device connector front mounting



1628905

<https://www.phoenixcontact.com/pc/products/1628905>

Classifications

ECLASS

ECLASS-11.0	27440109
ECLASS-12.0	27440109
ECLASS-13.0	27440109

ETIM

ETIM 8.0	EC003569
----------	----------

UNSPSC

UNSPSC 21.0	39121400
-------------	----------

M17-8ES1N8AW600S - Device connector front mounting



1628905
<https://www.phoenixcontact.com/pc/products/1628905>

Environmental product compliance

China RoHS	Environmentally friendly use period: unlimited = EFUP-e
	No hazardous substances above threshold values

M17-8ES1N8AW600S - Device connector front mounting



1628905

<https://www.phoenixcontact.com/pc/products/1628905>

Accessories

ST-Z0014 - Metal protective cap

1616069

<https://www.phoenixcontact.com/pc/products/1616069>



Metal protective cap, M17, degree of protection: IP67, series: ST, Alternative product in accordance with RoHS II without Exemption 6c (Pb <0.1%) item no.: 1243010

ST-Z0013 - Metal protective cap

1616068

<https://www.phoenixcontact.com/pc/products/1616068>



Metal protective cap, M17, degree of protection: IP67, series: ST, Alternative product in accordance with RoHS II without Exemption 6c (Pb <0.1%) item no.: 1243009

M17-8ES1N8AW600S - Device connector front mounting



1628905

<https://www.phoenixcontact.com/pc/products/1628905>

M17PRO-VIB-ORING - Sealing ring

1431550

<https://www.phoenixcontact.com/pc/products/1431550>

Vibration O-ring, optional accessory for M17 PRO device connectors



ST-06KS010 - Crimp contact

1607580

<https://www.phoenixcontact.com/pc/products/1607580>



Crimp contact, Socket, turned, contact diameter: 0.6 mm, crimp range: 0.06 mm² ... 0.25 mm², Alternative product in accordance with RoHS II without Exemption 6c (Pb <0.1%) item no.: 1242314

M17-8ES1N8AW600S - Device connector front mounting



1628905

<https://www.phoenixcontact.com/pc/products/1628905>

ST-06KS020 - Crimp contact

1607581

<https://www.phoenixcontact.com/pc/products/1607581>



Crimp contact, Socket, turned, contact diameter: 0.6 mm, crimp range: 0.14 mm² ... 0.34 mm², Alternative product in accordance with RoHS II without Exemption 6c (Pb <0.1%) item no.: 1242314

ST-06KS030 - Crimp contact

1607582

<https://www.phoenixcontact.com/pc/products/1607582>



Crimp contact, Socket, turned, contact diameter: 0.6 mm, crimp range: 0.34 mm² ... 0.5 mm², Alternative product in accordance with RoHS II without Exemption 6c (Pb <0.1%) item no.: 1242315

M17-8ES1N8AW600S - Device connector front mounting



1628905

<https://www.phoenixcontact.com/pc/products/1628905>

ST-10KS010 - Crimp contact

1618239

<https://www.phoenixcontact.com/pc/products/1618239>



Crimp contact, Socket, turned, Single contact, contact diameter: 1 mm, crimp range: 0.06 mm² ... 0.25 mm², Alternative product in accordance with RoHS II without Exemption 6c (Pb <0.1%) item no.: 1243216

ST-10KS035 - Crimp contact

1618464

<https://www.phoenixcontact.com/pc/products/1618464>



Crimp contact, Socket, turned, contact diameter: 1 mm, crimp range: 0.25 mm² ... 1 mm², Alternative product in accordance with RoHS II without Exemption 6c (Pb <0.1%) item no.: 1243216

M17-8ES1N8AW600S - Device connector front mounting



1628905

<https://www.phoenixcontact.com/pc/products/1628905>

PROT-M17PRO-OT-IP20 - Plastic protective cap

1055708

<https://www.phoenixcontact.com/pc/products/1055708>

Plastic protective cap, M17, degree of protection: IP20, series: M17 PRO



PROT-M17PRO-OT-IP67 - Plastic protective cap

1055717

<https://www.phoenixcontact.com/pc/products/1055717>

Plastic protective cap, M17, degree of protection: IP67, series: M17 PRO



Phoenix Contact 2023 © - all rights reserved
<https://www.phoenixcontact.com>

PHOENIX CONTACT GmbH & Co. KG
Flachsmarktstraße 8
D-32825 Blomberg
+49 (0) 5235-3 00
info@phoenixcontact.com