

# M23-7EP198A8LDL - Cable connector



1628857

<https://www.phoenixcontact.com/us/products/1628857>

Please be informed that the data shown in this PDF document is generated from our online catalog. Please find the complete data in the user documentation. Our general terms of use for downloads are valid.



M23, Cable connector, series: M23 PRO, straight long, shielded: yes, Screw locking mechanism, No. of pos.: 4+3+PE, contact connection type: Pin, Crimp connection, cable diameter range: 7.5 mm ... 17 mm, Item is lead-free in accordance with RoHS II without Exemption 6c (Pb <0.1%)

## Your advantages

- Solutions with cross-manufacturer compatibility for standard and fast locking systems
- Reliable under the harshest conditions: cable connectors with vibration brake
- Modern, consistent design for highly convenient operation
- Easy, cost-effective cable assembly: uniform shielding of M17 to M40

## Commercial data

Item number	1628857
Packing unit	1 pc
Minimum order quantity	1 pc
Note	Made to order (non-returnable)
Sales key	AB36
Product key	ABRBBA
Catalog page	Page 146 (C-2-2019)
GTIN	4055626619095
Weight per piece (including packing)	161.6 g
Weight per piece (excluding packing)	150.4 g
Customs tariff number	85366990
Country of origin	DE

# M23-7EP198A8LDL - Cable connector



1628857

<https://www.phoenixcontact.com/us/products/1628857>

## Technical data

### Notes

General	Order crimp contacts 4 x Ø 1 mm, 4 x Ø 2 mm separately
Safety note	
Safety note	<p>WARNING: The connectors may not be plugged in or disconnected under load. Ignoring the warning or improper use may damage persons and/or property.</p> <ul style="list-style-type: none"><li>• WARNING: Commission properly functioning products only. The products must be regularly inspected for damage. Decommission defective products immediately. Replace damaged products. Repairs are not possible.</li><li>• WARNING: Only electrically qualified personnel may install and operate the product. They must observe the following safety notes. The qualified personnel must be familiar with the basics of electrical engineering. They must be able to recognize and prevent danger. The relevant symbol on the packaging indicates that only personnel familiar with electrical engineering are allowed to install and operate the product.</li><li>• The products are suitable for applications in plant, controller, and electrical device engineering.</li><li>• When operating the connectors in outdoor applications, they must be separately protected against environmental influences.</li><li>• Assembled products may not be manipulated or improperly opened.</li><li>• Only use mating connectors that are specified in the technical data of the standards listed (e.g. the ones listed in the product accessories online at <a href="https://www.phoenixcontact.com/products">phoenixcontact.com/products</a>).</li><li>• When using the product in direct connection with third-party manufacturers, the user is responsible.</li><li>• For operating voltages &gt; 50 V AC, conductive connector housings must be grounded</li><li>• Ensure that the protective or functional ground has been properly connected.</li><li>• VDE 0100/1.97 § 411.1.3.2 and DIN EN 60 204/11.98 § 14.1.3 are applicable when combining several circuits in a cable and/or connector</li><li>• Only use tools recommended by Phoenix Contact</li><li>• The installation notes/Design In documents online on the download page at <a href="https://www.phoenixcontact.com/products">phoenixcontact.com/products</a> must be observed for this product.</li><li>• Operate the connector only when it is fully plugged in and interlocked.</li><li>• Ensure that when laying the cable, the tensile load on the connectors does not exceed the upper limit specified in the standards.</li><li>• Observe the minimum bending radius of the cable. Lay the cable without twisting it.</li><li>• The connector warms up in normal operation. Depending on the ambient conditions, the surface of the connector can continue to warm up. In this case, the user is responsible for posting</li></ul>

# M23-7EP198A8LDL - Cable connector



1628857

<https://www.phoenixcontact.com/us/products/1628857>

warnings (e.g. DIN EN ISO 13732-1:2008-12).

## Product properties

Product type

Circular connector (cable-side)

## Connector

### Insulating body

Note	Order information: Order crimp contacts 4 x Ø 1 mm, 4 x Ø 2 mm separately
Insulation body material	PA 6.6
Insertion/withdrawal cycles	100
Connection method	Crimp connection
Contact switching type	Pin
Application	Power
Number of positions	8
Connection profile	4+3+PE
Contact diameter <b>Power contacts</b>	2 mm
Litz wire cross-section <b>Power contacts</b> min.	0.25 mm <sup>2</sup>
Litz wire cross-section <b>Power contacts</b> max.	4 mm <sup>2</sup>
Rated current <b>Power contacts</b>	30 A
Note	for max. connection cross section
Rated voltage	630 V
Rated surge voltage	6 kV
Overvoltage category	III
Degree of pollution	3
Contact diameter <b>Signal contacts</b>	1 mm
Litz wire cross-section <b>Signal contacts</b> min.	0.06 mm <sup>2</sup>
Litz wire cross-section <b>Signal contacts</b> max.	1 mm <sup>2</sup>
Nominal current per signal contact	9 A
Note	for max. connection cross section
Rated voltage <b>Signal contact</b>	250 V
Rated surge voltage	4 kV
Overvoltage category	III
Degree of pollution	3
Installation height	3000 m

### Housing

Housing material	GD-Zn
Type of locking	Screw locking mechanism
Pg screw connection	none
Degree of protection (plugged in)	IP66 / IP68 (2m / 24h) / IP69K
Thread type	M23

# M23-7EP198A8LDL - Cable connector



1628857

<https://www.phoenixcontact.com/us/products/1628857>

## Seal

External cable diameter	7.5 mm ... 17 mm (Universal gasket)
Seal material	FKM

## Environmental and real-life conditions

### Ambient conditions

Ambient temperature (operation)	-40 °C ... 105 °C (see to derating)
Permanent temperature	125 °C (DIN EN 60512-9-2 / 1000 h)

# M23-7EP198A8LDL - Cable connector

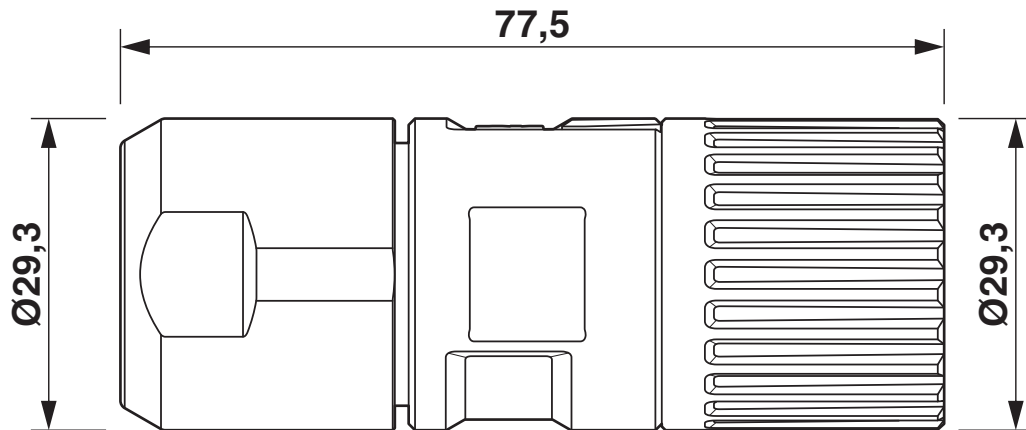
1628857

<https://www.phoenixcontact.com/us/products/1628857>



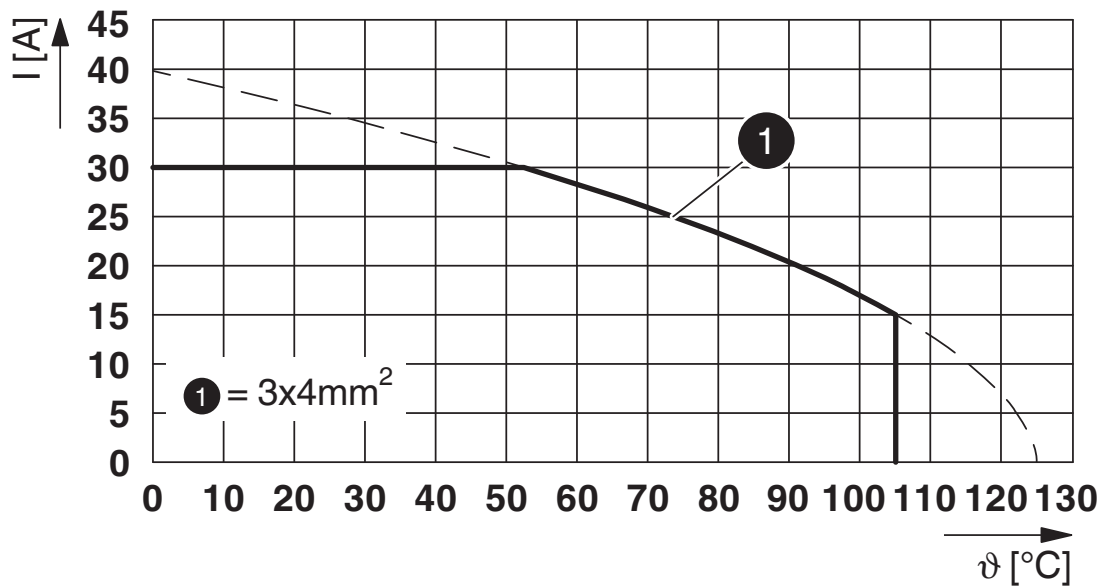
## Drawings

Dimensional drawing



Technical drawings can be found under Downloads

Diagram

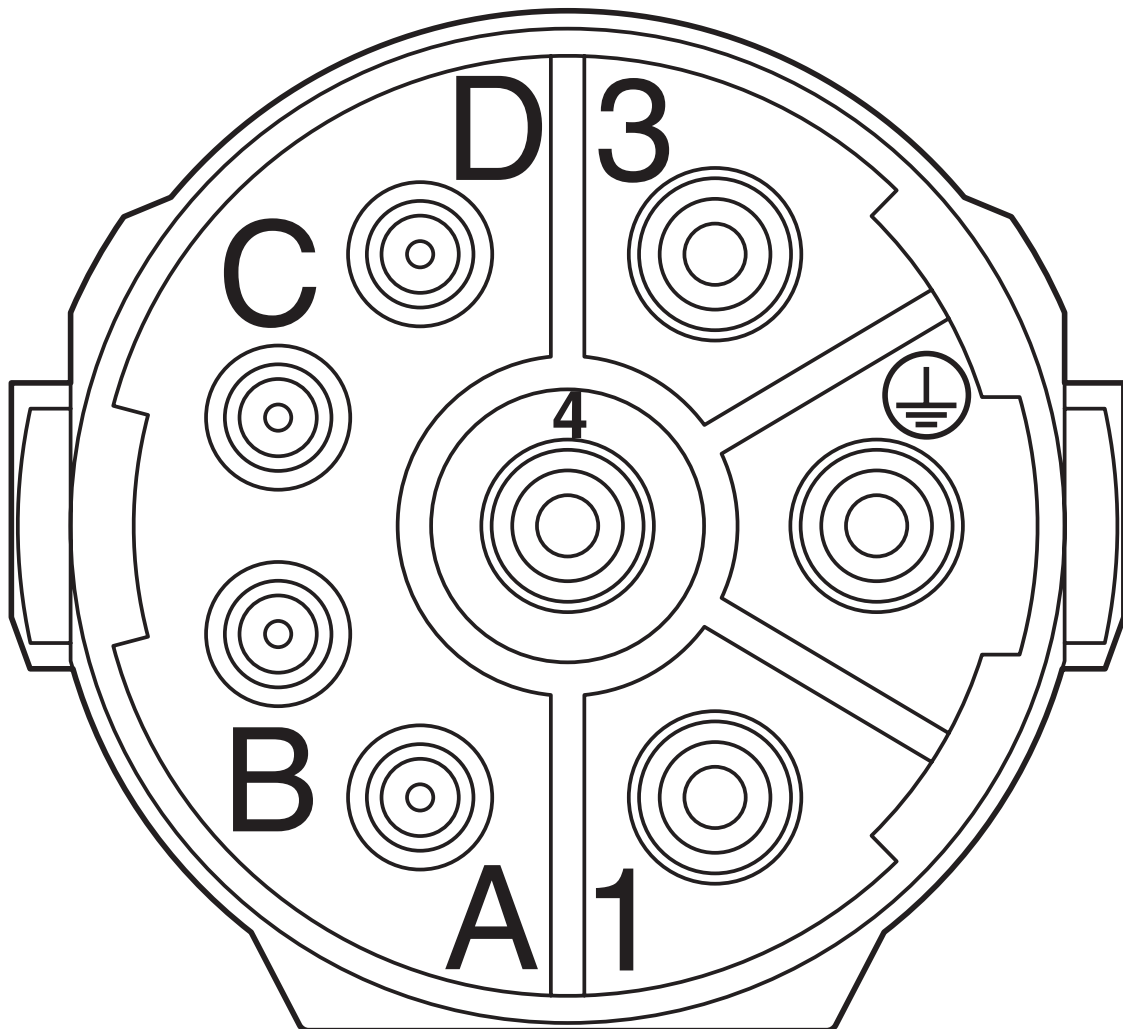


$I$  = current strength,  $\vartheta$  = ambient temperature, 3 x 30 A + 2 x 1 A constant

1628857

<https://www.phoenixcontact.com/us/products/1628857>

Schematic diagram




# M23-7EP198A8LDL - Cable connector



1628857

<https://www.phoenixcontact.com/us/products/1628857>

## Approvals

 To download certificates, visit the product detail page: <https://www.phoenixcontact.com/us/products/1628857>



**UL Listed**

Approval ID: E468743-20190627



**cUL Listed**

Approval ID: E468743-20190627

**cULus Listed**

# M23-7EP198A8LDL - Cable connector



1628857

<https://www.phoenixcontact.com/us/products/1628857>

## Classifications

### ECLASS

ECLASS-11.0	27440102
ECLASS-12.0	27440116
ECLASS-13.0	27440116

### ETIM

ETIM 8.0	EC002635
----------	----------

### UNSPSC

UNSPSC 21.0	39121400
-------------	----------



# M23-7EP198A8LDL - Cable connector



1628857

<https://www.phoenixcontact.com/us/products/1628857>

## Environmental product compliance

China RoHS	Environmentally friendly use period: unlimited = EFUP-e
	No hazardous substances above threshold values

# M23-7EP198A8LDL - Cable connector

1628857

<https://www.phoenixcontact.com/us/products/1628857>



## Accessories

### SF-Z0028 - Torque screwdriver

1607456

<https://www.phoenixcontact.com/us/products/1607456>

Torque screwdriver, series: RC



---

### SF-Z0027 - Hook wrench

1607455

<https://www.phoenixcontact.com/us/products/1607455>

Hook wrench, series: RC



## M23-7EP198A8LDL - Cable connector

1628857

<https://www.phoenixcontact.com/us/products/1628857>



### SF-20KP011 - Crimp contact

1050147

<https://www.phoenixcontact.com/us/products/1050147>



Crimp contact, Pin, turned, contact diameter: 2 mm, crimp range: 0.25 mm<sup>2</sup> ... 1 mm<sup>2</sup>, Alternative product in accordance with RoHS II without Exemption 6c (Pb <0.1%) item no.: 1238179

---

### SF-20KP012 - Crimp contact

1050205

<https://www.phoenixcontact.com/us/products/1050205>



Crimp contact, Pin, turned, Single contact, contact diameter: 2 mm, crimp range: 1.5 mm<sup>2</sup> ... 2.5 mm<sup>2</sup>, Alternative product in accordance with RoHS II without Exemption 6c (Pb <0.1%) item no.: 1238179

# M23-7EP198A8LDL - Cable connector



1628857

<https://www.phoenixcontact.com/us/products/1628857>

## SF-20KP013 - Crimp contact

1050210

<https://www.phoenixcontact.com/us/products/1050210>



Crimp contact, Pin, turned, Single contact, contact diameter: 2 mm, crimp range: 2.5 mm<sup>2</sup> ... 4 mm<sup>2</sup>, Alternative product in accordance with RoHS II without Exemption 6c (Pb <0.1%) item no.: 1238180

---

## ST-10KP010 - Crimp contact

1618255

<https://www.phoenixcontact.com/us/products/1618255>



Crimp contact, Pin, turned, Single contact, contact diameter: 1 mm, crimp range: 0.06 mm<sup>2</sup> ... 0.25 mm<sup>2</sup>, Alternative product in accordance with RoHS II without Exemption 6c (Pb <0.1%) item no.: 1243215

## M23-7EP198A8LDL - Cable connector

1628857

<https://www.phoenixcontact.com/us/products/1628857>



## ST-10KP035 - Crimp contact

1618458

<https://www.phoenixcontact.com/us/products/1618458>



Crimp contact, Pin, turned, contact diameter: 1 mm, crimp range: 0.25 mm<sup>2</sup> ... 1 mm<sup>2</sup>, Alternative product in accordance with RoHS II without Exemption 6c (Pb <0.1%) item no.: 1243215

---

## PROT-M23PRO-PW-IT-IP20 - Plastic protective cap

1055746

<https://www.phoenixcontact.com/us/products/1055746>



Plastic protective cap, M23, degree of protection: IP20, series: M23 PRO Leistung

# M23-7EP198A8LDL - Cable connector

1628857

<https://www.phoenixcontact.com/us/products/1628857>



## PROT-M23PRO-PW-IT-IP67 - Plastic protective cap

1055747

<https://www.phoenixcontact.com/us/products/1055747>



Plastic protective cap, M23, degree of protection: IP67, series:  
M23 PRO Leistung

---

Phoenix Contact 2023 © - all rights reserved

<https://www.phoenixcontact.com>

Phoenix Contact USA  
586 Fulling Mill Road  
Middletown, PA 17057, United States  
(+717) 944-1300  
[info@phoenixcon.com](mailto:info@phoenixcon.com)