

SACC-DSI-M12FS-5CON-M16/1,5 - Device connector, rear mounting



1425826

<https://www.phoenixcontact.com/us/products/1425826>

Please be informed that the data shown in this PDF document is generated from our online catalog. Please find the complete data in the user documentation. Our general terms of use for downloads are valid.



Device connector, rear mounting, Universal, 5-position, Socket, straight, M12, coding: A, on free cable end, Rear mounting, M16 x 1.5, Individual wires, TPE litz wire, Alternative product in accordance with RoHS II without Exemption 6c (Pb <0.1%) item no.: 1239559

Your advantages

- Preassembled with litz wires for immediate use
- Customer-specific assemblies and litz wire lengths available
- Sealed on the litz wire side for optimum leak-tightness
- All standard pin assignments and codings for signal, data, and power transmission with a uniform design-in design
- For high transmission safety: shield connection to the housing with optional EMC nut
- SPEEDCON fast locking system reduces cabling times

Commercial data

| | |
|--------------------------------------|---------------|
| Item number | 1425826 |
| Packing unit | 1 pc |
| Minimum order quantity | 1 pc |
| Sales key | AB24 |
| Product key | ABQCHB |
| GTIN | 4055626426976 |
| Weight per piece (including packing) | 56 g |
| Weight per piece (excluding packing) | 46.9 g |
| Customs tariff number | 85444290 |
| Country of origin | DE |

SACC-DSI-M12FS-5CON-M16/1,5 - Device connector, rear mounting



1425826

<https://www.phoenixcontact.com/us/products/1425826>

Technical data

Notes

| | |
|---------|--|
| General | The electrical and mechanical data specified assume that the connector pair is correctly locked and mounted. If the connector is unlocked and if there is a danger of contamination, the connector must be sealed using a protective cap > IP54. Influences arising from litz wires, cables or PCB assembly must also be taken into consideration. |
| General | Lock nut is included in the scope of delivery |
| General | Contact connection method: Crimp connection |

Safety note

| | |
|-------------|---|
| Safety note | <p>WARNING: The connectors may not be plugged in or disconnected under load. Ignoring the warning or improper use may damage persons and/or property.</p> <ul style="list-style-type: none">• WARNING: Commission properly functioning products only. The products must be regularly inspected for damage. Decommission defective products immediately. Replace damaged products. Repairs are not possible.• WARNING: Only electrically qualified personnel may install and operate the product. They must observe the following safety notes. The qualified personnel must be familiar with the basics of electrical engineering. They must be able to recognize and prevent danger. The relevant symbol on the packaging indicates that only personnel familiar with electrical engineering are allowed to install and operate the product.• The products are suitable for applications in plant, controller, and electrical device engineering.• When operating the connectors in outdoor applications, they must be separately protected against environmental influences.• Assembled products may not be manipulated or improperly opened.• Only use mating connectors that are specified in the technical data of the standards listed (e.g. the ones listed in the product accessories online at phoenixcontact.com/products).• When using the product in direct connection with third-party manufacturers, the user is responsible.• For operating voltages > 50 V AC, conductive connector housings must be grounded• Ensure that when laying the cable, the tensile load on the connectors does not exceed the upper limit specified in the standards.• Observe the corresponding technical data. You will find information:<ul style="list-style-type: none">o On the producto On the packing labelo In the supplied documentationo Online at phoenixcontact.com/products under the product• Only use tools recommended by Phoenix Contact• Use a protective cap to protect connectors that are not in use. |
|-------------|---|

SACC-DSI-M12FS-5CON-M16/1,5 - Device connector, rear mounting



1425826

<https://www.phoenixcontact.com/us/products/1425826>

The suitable accessories are available online in the accessory section of the product at [phoenixcontact.com/products](https://www.phoenixcontact.com/products)

- Ensure that the protective or functional ground has been properly connected.

- VDE 0100/1.97 § 411.1.3.2 and DIN EN 60 204/11.98 § 14.1.3 are applicable when combining several circuits in a cable and/or connector

- The connector warms up in normal operation. Depending on the ambient conditions, the surface of the connector can continue to warm up. In this case, the user is responsible for posting warnings (e.g. DIN EN ISO 13732-1:2008-12).

Mounting

| | |
|-----------------------|--------------------------|
| Mounting type | Rear wall/screw mounting |
| Assembly instructions | With flat nut |
| Connection method | Individual wires |

Product properties

| | |
|----------------------|-----------------------------------|
| Product type | Circular connectors (device side) |
| Sensor type | Universal |
| Number of positions | 5 |
| No. of cable outlets | 1 |
| Shielded | no |
| Coding | A |
| Thread type | M12 |

Insulation characteristics

| | |
|----------------------|----|
| Overvoltage category | II |
| Degree of pollution | 3 |

Material specifications

| | |
|--|------------------------------|
| Flammability rating according to UL 94 | V0 |
| Seal material | FKM |
| Contact material | CuZn |
| Contact surface material | Au |
| Contact carrier material | PA 6.6 |
| Material for screw connection | Zinc die-cast, nickel-plated |
| Conductor material | Tin-plated Cu litz wires |

Electrical properties

| | |
|---------------------------|-----------|
| Rated surge voltage | 1.5 kV AC |
| Contact resistance | ≤ 3 mΩ |
| Insulation resistance | ≥ 100 MΩ |
| Nominal voltage U_N | 60 V |
| Nominal current I_N | 4 A |
| Max. conductor resistance | 57.6 mΩ/m |

SACC-DSI-M12FS-5CON-M16/1,5 - Device connector, rear mounting



1425826

<https://www.phoenixcontact.com/us/products/1425826>

Connection data

Conductor connection

| | |
|-------------------------|------------------|
| Connection method | Individual wires |
| Contact connection type | Socket |
| Conductor cross section | 0.34 |
| Tightening torque | 3 Nm |
| | 4 Nm |

Mechanical properties

Mechanical data

| | |
|-----------------------------|-------|
| Insertion/withdrawal cycles | > 100 |
|-----------------------------|-------|

Connector

Connection 1

| | |
|-------------------|----------|
| Head design | Socket |
| Head cable outlet | straight |
| Head thread type | M12 |
| Coding | A |

Connection 2

| | |
|-------------|----------------|
| Head design | free cable end |
|-------------|----------------|

Cable/line

| | |
|---------------------------------|---|
| Cable length | 1.5 |
| Cable type | TPE litz wire |
| Signal type/category | Universal |
| Wire diameter incl. insulation | 1.2 mm \pm 0.07 mm |
| Single wire, color | black, brown, blue, white, gray |
| Conductor material | Tin-plated Cu litz wires |
| Conductor structure signal line | 7x 0.25 mm |
| AWG signal line | 22 |
| Material wire insulation | TPE |
| Thickness, insulation | 0.21 mm |
| Nominal voltage, cable | 300 V |
| Test voltage, cable | 2000 V AC |
| Cable resistance | \leq 57.6 m Ω /m |
| Cable insulation resistance | \geq 20 M Ω *km |
| Ambient temperature (operation) | -40 °C ... 85 °C (cable, fixed installation) |
| | -25 °C ... 85 °C (Cable, flexible installation) |

Environmental and real-life conditions

SACC-DSI-M12FS-5CON-M16/1,5 - Device connector, rear mounting



1425826

<https://www.phoenixcontact.com/us/products/1425826>

Ambient conditions

| | |
|---------------------------------|---|
| Degree of protection | IP67 (When plugged in) |
| | IP65 (When plugged in) |
| | IP65/IP67 |
| Ambient temperature (operation) | -25 ... -85 (Plug / socket) |
| | -40 °C ... 85 °C (without mechanical actuation) |
| | -25 °C ... 85 °C (Cable, flexible installation) |
| | -40 °C ... 85 °C (cable, fixed installation) |

Standards and regulations

M12

| | |
|--------------------------|------------------------------|
| Standard designation | M12 connector |
| Standards/specifications | according to IEC 61076-2-101 |

SACC-DSI-M12FS-5CON-M16/1,5 - Device connector, rear mounting



1425826

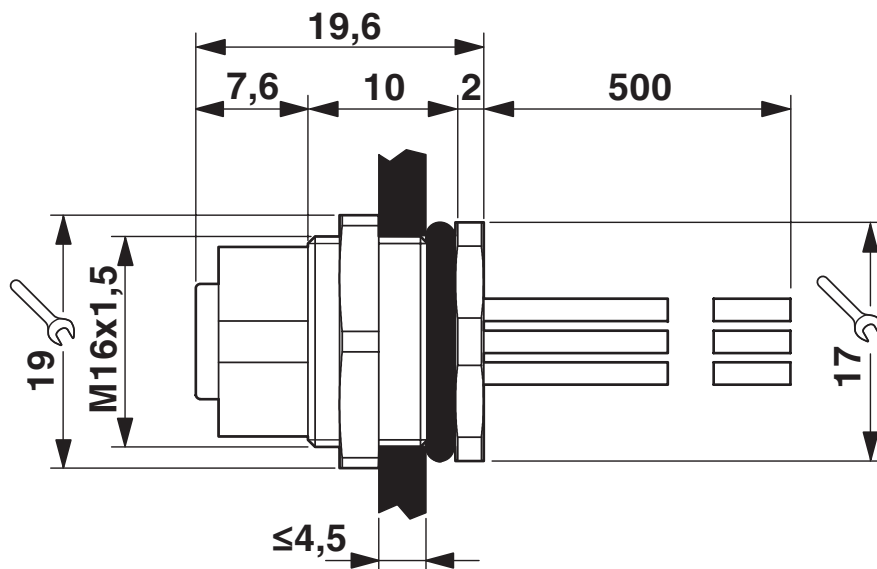
<https://www.phoenixcontact.com/us/products/1425826>

Drawings

Circuit diagram



Dimensional drawing



Dimensional drawing

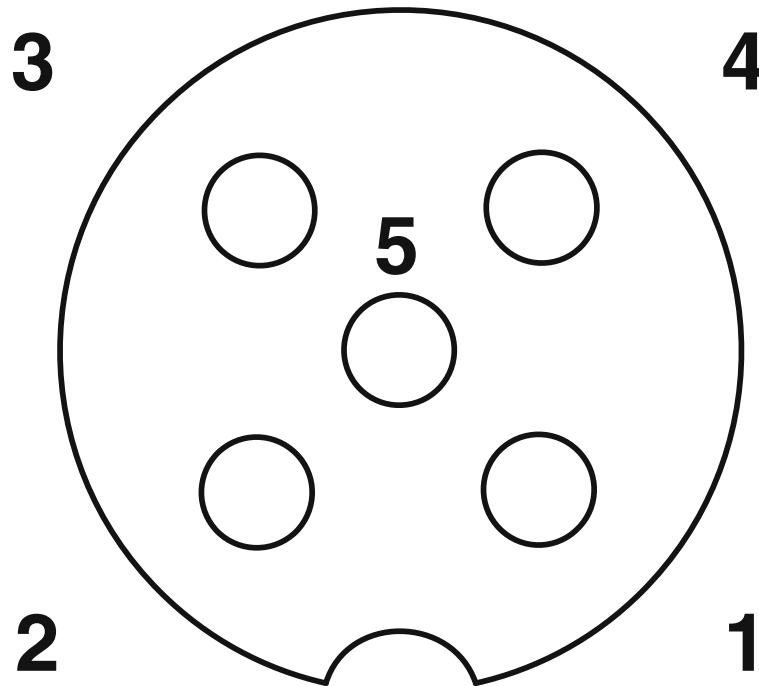
SACC-DSI-M12FS-5CON-M16/1,5 - Device connector, rear mounting



1425826

<https://www.phoenixcontact.com/us/products/1425826>

Schematic diagram



Pin assignment M12 socket, 5-pos., A-coded, socket side view

SACC-DSI-M12FS-5CON-M16/1,5 - Device connector, rear mounting





1425826


<https://www.phoenixcontact.com/us/products/1425826>


Approvals

To download certificates, visit the product detail page: <https://www.phoenixcontact.com/us/products/1425826>

| | | | | |
|---|--|-----------------------|-------------------|-----------------------------|
|  | cUL Recognized Approval ID: E118976-20100522 | | | |
| | Nominal voltage U_N | Nominal current I_N | Cross section AWG | Cross section mm^2 |
| | 60 V | 4 A | - 22 | - |

| | | | | |
|---|---|-----------------------|-------------------|-----------------------------|
|  | UL Recognized Approval ID: E118976-20100522 | | | |
| | Nominal voltage U_N | Nominal current I_N | Cross section AWG | Cross section mm^2 |
| | 60 V | 4 A | - 22 | - |

| | | | | |
|---|------------------------------------|--|--|--|
|  | EAC Approval ID: B.01687 | | | |
| | | | | |

| | | | | |
|---|--|-----------------------|-------------------|-----------------------------|
|  | cULus Recognized Approval ID: E221474-20140616 | | | |
| | Nominal voltage U_N | Nominal current I_N | Cross section AWG | Cross section mm^2 |
| | 60 V | 4 A | 22 - 20 | - |

| | | | | |
|-------------------------|--|--|--|--|
| cULus Recognized | | | | |
|-------------------------|--|--|--|--|

SACC-DSI-M12FS-5CON-M16/1,5 - Device connector, rear mounting



1425826

<https://www.phoenixcontact.com/us/products/1425826>

Classifications

ECLASS

| | |
|-------------|----------|
| ECLASS-11.0 | 27440102 |
| ECLASS-12.0 | 27440116 |
| ECLASS-13.0 | 27440116 |

ETIM

| | |
|----------|----------|
| ETIM 8.0 | EC002635 |
|----------|----------|

UNSPSC

| | |
|-------------|----------|
| UNSPSC 21.0 | 39121400 |
|-------------|----------|

SACC-DSI-M12FS-5CON-M16/1,5 - Device connector, rear mounting



1425826
<https://www.phoenixcontact.com/us/products/1425826>

Environmental product compliance

| | |
|------------|--|
| REACH SVHC | Lead 7439-92-1 |
| China RoHS | Environmentally Friendly Use Period = 50 years |
| | For information on hazardous substances, refer to the manufacturer's declaration available under "Downloads" |

SACC-DSI-M12FS-5CON-M16/1,5 - Device connector, rear mounting



1425826

<https://www.phoenixcontact.com/us/products/1425826>

Accessories

PROT-M12 - Screw plug

1680539

<https://www.phoenixcontact.com/us/products/1680539>



An M12 screw plug for the unoccupied M12 sockets of the sensor/actuator cable, boxes and flush-type connectors

PROT-M12 SH - Screw plug

1503302

<https://www.phoenixcontact.com/us/products/1503302>



An M12 screw plug for the unoccupied M12 sockets of the shielded sensor/actuator cable, boxes and flush-type connectors

SACC-DSI-M12FS-5CON-M16/1,5 - Device connector, rear mounting



1425826

<https://www.phoenixcontact.com/us/products/1425826>

PROT-M12 FB - Screw plug

1555538

<https://www.phoenixcontact.com/us/products/1555538>



M12 high-grade steel screw plug, for unoccupied M12 sockets of the sensor/actuator cables, boxes and flush-type connectors for the food industry

SACC-M16-SEAL CLM - Flat gasket

1430394

<https://www.phoenixcontact.com/us/products/1430394>



M16 flat gasket for M12 flush-type connectors with M16 fastening thread

Phoenix Contact 2023 © - all rights reserved

<https://www.phoenixcontact.com>

Phoenix Contact USA
586 Fulling Mill Road
Middletown, PA 17057, United States
(+717) 944-1300
info@phoenixcon.com