

# NBC-MRD-MRD SCO-PN/.../... - Network cable



1408624

<https://www.phoenixcontact.com/us/products/1408624>

Please be informed that the data shown in this PDF document is generated from our online catalog. Please find the complete data in the user documentation. Our general terms of use for downloads are valid.



Network cable, PROFINET CAT5 (100 Mbps), EtherCAT® CAT5 (100 Mbps), 4-position, Variable cable type, shielded, Plug angled M12, coding: D SPEEDCON / IP67, on Plug angled M12, coding: D SPEEDCON / IP67, cable length: Free input (0.2 ... 40.0 m)

## Commercial data

Item number	1408624
Packing unit	1 pc
Minimum order quantity	1 pc
Note	Made to order (non-returnable)
Sales key	BF17
Product key	BF1CJN
Catalog page	Page 397 (C-2-2019)
Customs tariff number	85444290
Country of origin	PL

1408624

<https://www.phoenixcontact.com/us/products/1408624>

## Technical data

### Notes

General	This product corresponds to the PROFINET Cabling and Interconnection Technology Guideline for PROFINET regulations, version 2.00, order no: 2.252, Chapter 8.2 Connectors for Outside Environment (Balanced cabling)
---------	--

### Product properties

Product type	Data cable preassembled
Sensor type	PROFINET
Number of positions	4
Application	Standard Robots and drag chains
No. of cable outlets	1
Shielded	yes
Coding	D

### Interfaces

Bus system	PROFINET
Signal type/category	PROFINET CAT5 (IEC 11801), 100 Mbps EtherCAT® CAT5 (IEC 11801), 100 Mbps

### Signaling

Status display	No
Status display present	No

### Electrical properties

Nominal voltage $U_N$	48 V AC 60 V DC
Nominal current $I_N$	4 A
Transmission medium	Copper
Transmission characteristics (category)	CAT5 (IEC 11801:2002)

### Connector

#### Connection 1

Type	Plug angled M12 SPEEDCON / IP67
Number of positions	4
Coding type	D (Data)
Handle color	black
Material	CuSn (Contact) Ni/Au (Contact surface) PA (Contact carriers) TPU, hardly inflammable, self-extinguishing (Grip)

# NBC-MRD-MRD SCO-PN/.../... - Network cable



1408624

<https://www.phoenixcontact.com/us/products/1408624>

	Zinc die-cast, nickel-plated (Screw connection)
Insertion/withdrawal cycles	≥ 100
Contact resistance	≤ 5 mΩ
Insulation resistance	≥ 100 MΩ
Tightening torque	0.4 Nm
Degree of protection	IP67
Ambient temperature (operation)	-25 °C ... 90 °C
Number of positions	4
Insertion/withdrawal cycles	100
Locking type	SPEEDCON


## Connection 2

Type	Plug angled M12 SPEEDCON / IP67
Number of positions	4
Coding type	D (Data)
Handle color	black
Material	CuSn (Contact) Ni/Au (Contact surface) PA (Contact carriers) TPU, hardly inflammable, self-extinguishing (Grip) Zinc die-cast, nickel-plated (Screw connection)
Insertion/withdrawal cycles	≥ 100
Contact resistance	≤ 5 mΩ
Insulation resistance	≥ 100 MΩ
Tightening torque	0.4 Nm
Ambient temperature (operation)	-25 °C ... 90 °C
Number of positions	4
Degree of protection	IP67
Locking type	SPEEDCON

## Cable/line

Cable length	Free input (0.2 ... 40.0 m)
--------------	-----------------------------

## PROFINET PVC stranded CAT5 [93B]

Dimensional drawing	
Shielded	yes
UL AWM Style	21694
Cable weight	67 kg/km

# NBC-MRD-MRD SCO-PN/.../... - Network cable



1408624

<https://www.phoenixcontact.com/us/products/1408624>

Cable type	PROFINET PVC stranded CAT5
Short symbol	2YY(ST)CY
Cable type (abbreviation)	93B
Signal type/category	PROFINET CAT5 (IEC 11801), 100 Mbps EtherCAT® CAT5 (IEC 11801), 100 Mbps
Cable structure	1x4xAWG22/7, SF/TQ
External cable diameter	6.5 mm ±0.2 mm
Outer sheath, material	PVC
External sheath, color	green RAL 6018
Thickness, outer sheath	approx. 0.9 mm
Material, inner sheath	PVC
Conductor material	Tin-plated Cu litz wires
Conductor structure signal line	7x 0.25 mm
AWG signal line	22
Conductor cross section	4x 0.34 mm²
Material wire insulation	PE
Wire diameter incl. insulation	1.55 mm
Single wire, color	white, yellow, blue, orange
Overall twist	Star quad
Shielding	Aluminum-coated foil, tinned copper braided shield
Optical shield covering	85 %
Nominal voltage, cable	600 V
Test voltage Core/Core	2000 V (50 Hz, 1 min.)
Test voltage Core/Shield	2000 V (50 Hz, 1 min.)
Cable insulation resistance	≥ 500 MΩ*km
Coupling resistance	≤ 20.00 mΩ/m (at 10 MHz)
Wave impedance	100 Ω ±15 Ω (at 100 MHz)
Loop resistance	≤ 120.00 Ω/km
Signal runtime	5.3 ns/m
Signal speed	0.66 c
Minimum bending radius, fixed installation	3 x D
Minimum bending radius, flexible installation	7 x D
Damping	2.1 dB (with 1 MHz) 4 dB (at 4 MHz) 6.3 dB (at 10 MHz) 8 dB (at 16 MHz) 9 dB (at 20 MHz) 11.4 dB (at 31.25 MHz) 16.5 dB (at 62.5 MHz) 21.3 dB (at 100 MHz)
Near end crosstalk attenuation (NEXT)	80 dB (with 1 MHz) 76 dB (at 4 MHz) 70 dB (at 10 MHz) 65 dB (at 16 MHz)

# NBC-MRD-MRD SCO-PN/.../... - Network cable




1408624

<https://www.phoenixcontact.com/us/products/1408624>

	63 dB (at 20 MHz)
	60 dB (at 31.25 MHz)
	55 dB (at 62.5 MHz)
	50 dB (at 100 MHz)
Resistance to oil	Resistant to oil to a limited extent
Flame resistance	according to UL 1685 (CSA FT 4)
Other resistance	UV resistant According to UL 1581, Section 1200
Ambient temperature (operation)	-40 °C ... 70 °C (Cable, flexible installation)
	-40 °C ... 70 °C (cable, fixed installation)

## PROFINET drag chain CAT5 [93C]

Dimensional drawing	
Shielded	yes
Cable weight	61 kg/km
Cable type	PROFINET drag chain CAT5
Short symbol	2YH(ST)C11Y
Cable type (abbreviation)	93C
Signal type/category	PROFINET CAT5 (IEC 11801), 100 Mbps EtherCAT® CAT5 (IEC 11801), 100 Mbps
Cable structure	1x4xAWG22/7, SF/TQ
External cable diameter	6.5 mm ±0.2 mm
Outer sheath, material	PUR
External sheath, color	green RAL 6018
Thickness, outer sheath	approx. 0.9 mm
Material, inner sheath	FRNC
Conductor material	Tin-plated Cu litz wires
Conductor structure signal line	7x 0.25 mm
AWG signal line	22
Conductor cross section	4x 0.34 mm²
Material wire insulation	PE
Wire diameter incl. insulation	1.5 mm
Single wire, color	white, yellow, blue, orange
Overall twist	Star quad
Shielding	Aluminum-coated foil, tinned copper braided shield
Optical shield covering	85 %
Nominal voltage, cable	600 V (UL rating)
Test voltage Core/Core	2000 V (50 Hz, 1 min.)

# NBC-MRD-MRD SCO-PN/.../... - Network cable



1408624

<https://www.phoenixcontact.com/us/products/1408624>

Test voltage Core/Shield	2000 V (50 Hz, 1 min.)
Cable insulation resistance	≥ 500 MΩ*km
Coupling resistance	≤ 20.00 mΩ/m (at 10 MHz)
Wave impedance	100 Ω ±15 Ω (at 1 ... 100 MHz)
Loop resistance	≤ 120.00 Ω/km
Signal runtime	5.3 ns/m
Signal speed	0.66 c
Tensile strength	≤ 150 N
Minimum bending radius, fixed installation	5 x D
Minimum bending radius, flexible installation	7.5 x D
Number of bending cycles	3000000
Bending radius	100 mm
Traversing path	10 m
Traversing rate	4 m/s
Acceleration	4 m/s²
Torsion force	± 30 °/m
Damping	2.1 dB (with 1 MHz)
	4 dB (at 4 MHz)
	6.3 dB (at 10 MHz)
	8 dB (at 16 MHz)
	9 dB (at 20 MHz)
	11.4 dB (at 31.25 MHz)
	16.5 dB (at 62.5 MHz)
	21.3 dB (at 100 MHz)
Near end crosstalk attenuation (NEXT)	80 dB (with 1 MHz)
	76 dB (at 4 MHz)
	70 dB (at 10 MHz)
	65 dB (at 16 MHz)
	63 dB (at 20 MHz)
	60 dB (at 31.25 MHz)
	55 dB (at 62.5 MHz)
	50 dB (at 100 MHz)
Halogen-free	yes
Resistance to oil	in accordance with DIN EN 60811-2-1
Flame resistance	according to IEC 60332-1-2
Other resistance	UV resistant
Special properties	Electrical properties in accordance with EN 50288-2-2
Ambient temperature (operation)	-40 °C ... 70 °C (Cable, flexible installation)
	-40 °C ... 70 °C (cable, fixed installation)


PROFINET robot CAT5 [93R]

# NBC-MRD-MRD SCO-PN/.../... - Network cable



1408624

<https://www.phoenixcontact.com/us/products/1408624>

Dimensional drawing	
Shielded	yes
UL AWM Style	20233 (80°C/300 V)
Cable weight	55 kg/km
Cable type	PROFINET robot CAT5
Short symbol	02YSC11Y
Cable type (abbreviation)	93R
Signal type/category	PROFINET CAT5 (IEC 11801), 100 Mbps EtherCAT <sup>®</sup> CAT5 (IEC 11801), 100 Mbps
Cable structure	1x4xAWG22/19, S/TQ
External cable diameter	6.5 mm ±0.2 mm
Outer sheath, material	PUR
External sheath, color	green RAL 6018
Thickness, outer sheath	approx. 1 mm
Conductor material	Tin-plated Cu litz wires
Conductor structure signal line	19x 0.15 mm
AWG signal line	22
Conductor cross section	4x 0.34 mm <sup>2</sup>
Material wire insulation	Foamed PE
Wire diameter incl. insulation	1.5 mm
Single wire, color	white, yellow, blue, orange
Overall twist	Star quad
Shielding	Tinned copper braided shield
Optical shield covering	85 %
Nominal voltage, cable	300 V
Test voltage Core/Core	2000 V (50 Hz, 1 min.)
Test voltage Core/Shield	2000 V (50 Hz, 1 min.)
Cable insulation resistance	≥ 500 MΩ*km
Wave impedance	100 Ω ±5 Ω (at 100 MHz)
Loop resistance	≤ 120.00 Ω/km
Signal runtime	4.8 ns/m
Minimum bending radius, fixed installation	5 x D
Torsion force	± 180 °/m
Torsion cycles	1000000
Damping	2.9 dB (with 1 MHz) 5 dB (at 4 MHz) 8.1 dB (at 10 MHz)

# NBC-MRD-MRD SCO-PN/.../... - Network cable




1408624

<https://www.phoenixcontact.com/us/products/1408624>

	10.4 dB (at 16 MHz)
	11.9 dB (at 20 MHz)
	15.5 dB (at 31.25 MHz)
	26.5 dB (at 62.5 MHz)
	41 dB (at 100 MHz)
Halogen-free	according to IEC 60754-1
Resistance to oil	in accordance with DIN EN 60811-2-1
Flame resistance	according to IEC 60332-1-2
Other resistance	UV resistant According to UL 1581, Section 1200
Ambient temperature (operation)	-40 °C ... 80 °C
	-40 °C ... 80 °C

## PROFINET RADOX<sup>®</sup> railway application CAT5 [937]

Dimensional drawing	
Shielded	yes
Cable weight	70 kg/km
Cable type	PROFINET RADOX <sup>®</sup> railway application CAT5
Cable type (abbreviation)	937
Signal type/category	PROFINET CAT5 (IEC 11801), 100 Mbps EtherCAT <sup>®</sup> CAT5 (IEC 11801), 100 Mbps
Cable structure	1x4xAWG22/7, SF/TQ
External cable diameter	6.6 mm ±0.4 mm
Outer sheath, material	PE-X
External sheath, color	black RAL 9005
Thickness, outer sheath	approx. 1 mm
Conductor material	silver-plated Cu litz wires
Conductor structure signal line	7x 0.25 mm
AWG signal line	22
Conductor cross section	4x 0.34 mm <sup>2</sup>
Material wire insulation	Foamed PE
Wire diameter incl. insulation	approx. 1.5 mm
Single wire, color	white-blue, orange-yellow
Overall twist	Star quad
Shielding	Plastic-coated aluminum foil, tinned copper braided shield
Nominal voltage, cable	300 V AC
Test voltage, cable	2000 V AC (50 Hz, 5 minutes)
Cable resistance	≤ 54.4 Ω/km



# NBC-MRD-MRD SCO-PN/.../... - Network cable



1408624

<https://www.phoenixcontact.com/us/products/1408624>

Coupling resistance	200.00 mΩ/m (f ≤ 30 MHz)
Wave impedance	100 Ω ±5 Ω (f = 100 MHz)
Working capacitance	≤ 65 pF (Line-line)
	≤ 100 pF (Line-shield)
Signal speed	75 c
Minimum bending radius, fixed installation	6 x D
Damping	2 dB (with 1 MHz)
	4.4 dB (at 4 MHz)
	7.4 dB (at 10 MHz)
	14 dB (at 31.5 MHz)
	20 dB (at 62.5 MHz)
	26 dB (at 100 MHz)
Remote crosstalk attenuation (FEXT)	78 dB (with 1 MHz)
	77 dB (at 4 MHz)
	70 dB (at 10 MHz)
	65 dB (at 31.5 MHz)
	56 dB (at 62.5 MHz)
	48 dB (at 100 MHz)
Near end crosstalk attenuation (NEXT)	73 dB (with 1 MHz)
	70 dB (at 4 MHz)
	65 dB (at 10 MHz)
	57 dB (at 31.5 MHz)
	52 dB (at 62.5 MHz)
	48 dB (at 100 MHz)
Return loss (RL)	25 dB (at 4 MHz)
	30 dB (at 10 MHz)
	30 dB (at 31.5 MHz)
	30 dB (at 62.5 MHz)
	28 dB (at 100 MHz)
Shield attenuation	40 dB (30 MHz ≤ f ≤ 100 MHz)
Fire protection in rail vehicles	BS 6853 (Category Ia, Ib, II)
	GM/RT 2130 (Category Ia, Ib, II)
	EN 45545 (Risk level HL1 - HL3)
	DIN 5510 (Fire protection level 1, 2, 3, 4)
	NF F16-101 (Category A1, A2, B)
	NF F16-101 (Class C/F0)
	NFPA 130
	UNI CEI 11170 (Risk level LR1 - LR4)
Halogen-free	in accordance with EN 50267-2-1
Resistance to oil	according to IRM 902, 72 h at 100 °C
Concentration of fumes	BS 6853 D.8.7
	EN 61034-2
	UL 1685, 12 (FT4)
Fume toxicity	BS 6853 B.1

# NBC-MRD-MRD SCO-PN/.../... - Network cable




1408624

<https://www.phoenixcontact.com/us/products/1408624>

	EN 50305, 9.2
Fume corrosiveness	EN 50267-2-2
Flame resistance	EN 60332-1-2
	EN 50266
	EN 60332-3-25
	NF C32-070, 2.1
	NF C32-070, 2.2
	UL 1685, 12 (FT4)
	in accordance with ISO 6722-1 5.22 (UN ECE-R 118.01)
Other resistance	Resistance to fuels according to IRM 903, 168 h at 70 °C
Ambient temperature (operation)	-40 °C ... 90 °C (Cable, flexible installation)
	-50 °C ... 90 °C (cable, fixed installation)

## PROFINET stranded CAT5 [93M]

Dimensional drawing	
Shielded	yes
UL AWM Style	20236 (80°C/30 V)
Cable weight	65 kg/km
Cable type	PROFINET stranded CAT5
Cable type (abbreviation)	93M
Signal type/category	PROFINET CAT5 (IEC 11801), 100 Mbps
	EtherCAT® CAT5 (IEC 11801), 100 Mbps
Cable structure	1x4xAWG22/7, SF/TQ
External cable diameter	6.5 mm ±0.2 mm
Outer sheath, material	PUR
External sheath, color	green RAL 6018
Thickness, outer sheath	approx. 0.9 mm
Material, inner sheath	PVC
Conductor material	Tin-plated Cu litz wires
Conductor structure signal line	7x 0.25 mm
AWG signal line	22
Conductor cross section	4x 0.34 mm²
Material wire insulation	PE
Wire diameter incl. insulation	approx. 1.5 mm
Single wire, color	white, yellow, blue, orange
Overall twist	Star quad
Shielding	Aluminum-coated foil, tinned copper braided shield

1408624

<https://www.phoenixcontact.com/us/products/1408624>

Nominal voltage, cable	600 V
Test voltage Core/Core	2000 V (50 Hz, 1 min.)
Test voltage Core/Shield	2000 V (50 Hz, 1 min.)
Cable insulation resistance	$\geq 500 \text{ M}\Omega \cdot \text{km}$
Coupling resistance	$\leq 20.00 \text{ m}\Omega/\text{m}$ (at 10 MHz)
Wave impedance	$100 \text{ }\Omega \pm 15 \text{ }\Omega$ (at 100 MHz)
Loop resistance	$\leq 120.00 \text{ }\Omega/\text{km}$
Working capacitance	52 pF
Signal runtime	5.3 ns/m
Minimum bending radius, fixed installation	4 x D
Minimum bending radius, flexible installation	8 x D
Damping	2.1 dB (with 1 MHz)
	4 dB (at 4 MHz)
	6.3 dB (at 10 MHz)
	8 dB (at 16 MHz)
	9 dB (at 20 MHz)
	11.4 dB (at 31.25 MHz)
	16.5 dB (at 62.5 MHz)
Near end crosstalk attenuation (NEXT)	21.3 dB (at 100 MHz)
	80 dB (with 1 MHz)
	76 dB (at 4 MHz)
	70 dB (at 10 MHz)
	65 dB (at 16 MHz)
	63 dB (at 20 MHz)
	60 dB (at 31.25 MHz)
Ambient temperature (operation)	55 dB (at 62.5 MHz)
	50 dB (at 100 MHz)
	-40 °C ... 80 °C (Cable, flexible installation)
	-40 °C ... 80 °C

## Environmental and real-life conditions

### Ambient conditions

Degree of protection	IP65
	IP67
	IP65/IP67
Ambient temperature (operation)	-25 °C ... 90 °C (M12 connector)

## Standards and regulations

### M12

Standard designation	M12 connector
Standards/specifications	IEC 61076-2-101

# NBC-MRD-MRD SCO-PN/.../... - Network cable



1408624

<https://www.phoenixcontact.com/us/products/1408624>

## Approvals

To download certificates, visit the product detail page: <https://www.phoenixcontact.com/us/products/1408624>



### UL Listed

Approval ID: FILE E 335024

	Nominal voltage $U_N$	Nominal current $I_N$	Cross section AWG	Cross section $\text{mm}^2$
	30 V	4 A	-	-



### cUL Listed

Approval ID: FILE E 335024

	Nominal voltage $U_N$	Nominal current $I_N$	Cross section AWG	Cross section $\text{mm}^2$
	30 V	4 A	-	-



### EAC-RoHS

Approval ID: RU D-DE.HB35.B.00387

### cULus Listed

1408624

<https://www.phoenixcontact.com/us/products/1408624>

Classifications

ECLASS

ECLASS-11.0	27060307
ECLASS-12.0	27060307
ECLASS-13.0	27060307

ETIM

ETIM 8.0	EC001855
----------	----------

UNSPSC

UNSPSC 21.0	26121600
-------------	----------



1408624

<https://www.phoenixcontact.com/us/products/1408624>

Environmental product compliance

China RoHS	Environmentally friendly use period: unlimited = EFUP-e
	No hazardous substances above threshold values

Phoenix Contact 2023 © - all rights reserved  
<https://www.phoenixcontact.com>

Phoenix Contact USA  
586 Fulling Mill Road  
Middletown, PA 17057, United States  
(+717) 944-1300  
[info@phoenixcon.com](mailto:info@phoenixcon.com)