

SACC-E-M12FS-5CON-PG9/1,0 VAPO - Device connector front mounting



1401204

<https://www.phoenixcontact.com/us/products/1401204>

Please be informed that the data shown in this PDF document is generated from our online catalog. Please find the complete data in the user documentation. Our general terms of use for downloads are valid.



Device connector front mounting, 5-position, Socket, straight, M12, coding: A, on free cable end, Front mounting, Pg9, Individual wires, cable length: 1 m, 0.34 mm², TPE litz wire

Commercial data

Item number	1401204
Packing unit	1 pc
Minimum order quantity	1 pc
Sales key	AB24
Product key	ABQCUE
GTIN	4046356538244
Weight per piece (including packing)	44.1 g
Weight per piece (excluding packing)	31.3 g
Customs tariff number	85444290
Country of origin	DE

SACC-E-M12FS-5CON-PG9/1,0 VAPO - Device connector front mounting



1401204

<https://www.phoenixcontact.com/us/products/1401204>

Technical data

Notes

Safety note

Safety note

WARNING: The connectors may not be plugged in or disconnected under load. Ignoring the warning or improper use may damage persons and/or property.

- WARNING: Commission properly functioning products only. The products must be regularly inspected for damage. Decommission defective products immediately. Replace damaged products. Repairs are not possible.

- WARNING: Only electrically qualified personnel may install and operate the product. They must observe the following safety notes. The qualified personnel must be familiar with the basics of electrical engineering. They must be able to recognize and prevent danger. The relevant symbol on the packaging indicates that only personnel familiar with electrical engineering are allowed to install and operate the product.

- The products are suitable for applications in plant, controller, and electrical device engineering.

- When operating the connectors in outdoor applications, they must be separately protected against environmental influences.

- Assembled products may not be manipulated or improperly opened.

- Only use mating connectors that are specified in the technical data of the standards listed (e.g. the ones listed in the product accessories online at [phoenixcontact.com/products](https://www.phoenixcontact.com/products)).

- When using the product in direct connection with third-party manufacturers, the user is responsible.

- For operating voltages > 50 V AC, conductive connector housings must be grounded

- Ensure that when laying the cable, the tensile load on the connectors does not exceed the upper limit specified in the standards.

- Observe the corresponding technical data. You will find information:

- o On the product
- o On the packing label
- o In the supplied documentation
- o Online at [phoenixcontact.com/products](https://www.phoenixcontact.com/products) under the product

- Only use tools recommended by Phoenix Contact

- Use a protective cap to protect connectors that are not in use. The suitable accessories are available online in the accessory section of the product at [phoenixcontact.com/products](https://www.phoenixcontact.com/products)

- Ensure that the protective or functional ground has been properly connected.

- VDE 0100/1.97 § 411.1.3.2 and DIN EN 60 204/11.98 § 14.1.3 are applicable when combining several circuits in a cable and/or connector

- The connector warms up in normal operation. Depending on the

SACC-E-M12FS-5CON-PG9/1,0 VAPO - Device connector front mounting



1401204

<https://www.phoenixcontact.com/us/products/1401204>

ambient conditions, the surface of the connector can continue to warm up. In this case, the user is responsible for posting warnings (e.g. DIN EN ISO 13732-1:2008-12).

Mounting

Mounting type	Front mounting Pg9
Connection method	Individual wires

Product properties

Product type	Circular connectors (device side)
Number of positions	5
No. of cable outlets	1
Shielded	no
Coding	A
Thread type	M12

Insulation characteristics

Overvoltage category	II
Degree of pollution	3

Material specifications

Flammability rating according to UL 94	V0
Seal material	FKM
Contact material	CuZn
Contact surface material	Au
Contact carrier material	PA 66 GF
Material for screw connection	Stainless steel
Conductor material	Tin-plated Cu litz wires

Electrical properties

Contact resistance	$\leq 3 \text{ m}\Omega$
Insulation resistance	$> 100 \text{ M}\Omega$
Nominal voltage U_N	60 V
Nominal current I_N	4 A
Max. conductor resistance	$57.6 \text{ }\Omega/\text{km}$

Connection data

Conductor connection

Connection method	Individual wires
Contact connection type	Socket
Conductor cross section	0.34 mm^2

Connector

SACC-E-M12FS-5CON-PG9/1,0 VAPO - Device connector front mounting



1401204

<https://www.phoenixcontact.com/us/products/1401204>

Connection 1

Head design	Socket
Head cable outlet	straight
Head thread type	M12
Coding	A

Connection 2

Head design	free cable end
-------------	----------------

Cable/line

Cable length	1 m
Cable type	TPE litz wire
Wire diameter incl. insulation	1.2 mm \pm 0.07 mm
Single wire, color	black, brown, blue, white, gray
Conductor material	Tin-plated Cu litz wires
Conductor structure signal line	7x 0.25 mm
AWG signal line	22
Material wire insulation	TPE
Thickness, insulation	0.21 mm
Nominal voltage, cable	300 V
Test voltage, cable	2000 V AC
Cable resistance	\leq 57.6 Ω /km
Cable insulation resistance	\geq 20 M Ω *km

Environmental and real-life conditions

Ambient conditions

Degree of protection	IP65/IP67/IP69/IP69K
	IP65/IP67/IP69K
Ambient temperature (operation)	-25 °C ... 85 °C (Plug / socket)
	-25 °C ... 90 °C (cable, fixed installation)

SACC-E-M12FS-5CON-PG9/1,0 VAPO - Device connector front mounting



1401204

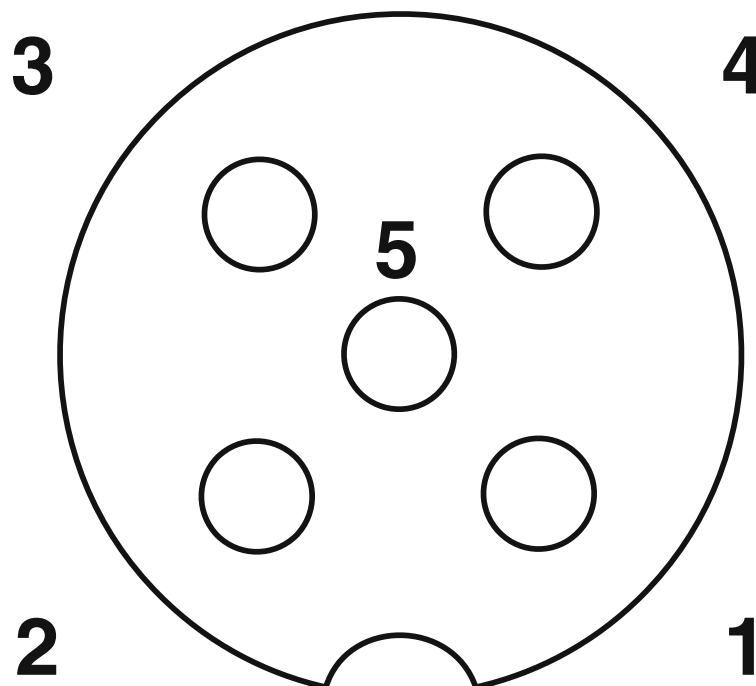
<https://www.phoenixcontact.com/us/products/1401204>

Drawings

Circuit diagram



Schematic diagram



Pin assignment M12 socket, 5-pos., A-coded, socket side view

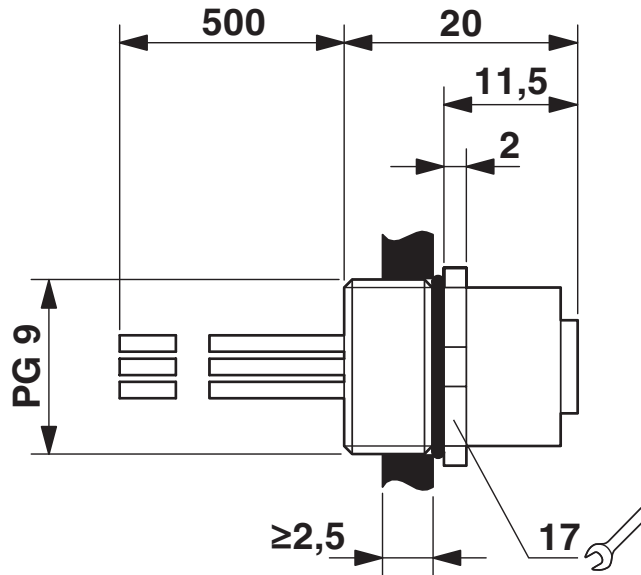
SACC-E-M12FS-5CON-PG9/1,0 VAPO - Device connector front mounting



1401204

<https://www.phoenixcontact.com/us/products/1401204>

Dimensional drawing



Dimensional drawing


SACC-E-M12FS-5CON-PG9/1,0 VAPO - Device connector front mounting




1401204
<https://www.phoenixcontact.com/us/products/1401204>

Approvals

To download certificates, visit the product detail page: <https://www.phoenixcontact.com/us/products/1401204>

	UL Recognized Approval ID: E118976-20100522			
	Nominal voltage U_N	Nominal current I_N	Cross section AWG	Cross section mm^2
	60 V	4 A	- 22	-

	EAC Approval ID: B.01687
---	------------------------------------

SACC-E-M12FS-5CON-PG9/1,0 VAPO - Device connector front mounting



1401204

<https://www.phoenixcontact.com/us/products/1401204>

Classifications

ECLASS

ECLASS-11.0	27440102
ECLASS-12.0	27440116
ECLASS-13.0	27440116

ETIM

ETIM 8.0	EC002635
----------	----------

UNSPSC

UNSPSC 21.0	39121400
-------------	----------

SACC-E-M12FS-5CON-PG9/1,0 VAPO - Device connector front mounting



1401204
<https://www.phoenixcontact.com/us/products/1401204>

Environmental product compliance

China RoHS	Environmentally friendly use period: unlimited = EFUP-e
	No hazardous substances above threshold values

Phoenix Contact 2023 © - all rights reserved
<https://www.phoenixcontact.com>

Phoenix Contact USA
586 Fulling Mill Road
Middletown, PA 17057, United States
(+717) 944-1300
info@phoenixcon.com