

# CHARX T1HBI12-1AC80DC200-8,5M1 - Vehicle charging inlet



1451984

<https://www.phoenixcontact.com/us/products/1451984>

Please be informed that the data shown in this PDF document is generated from our online catalog. Please find the complete data in the user documentation. Our general terms of use for downloads are valid.



CHARX connect universal, Vehicle charging inlet, for charging with alternating current (AC) and with direct current (DC), CCS type 1, IEC 62196-2, IEC 62196-3, 200 A / 1000 V (DC), 80 A / 250 V (AC), Single wires, length: 8.5 m, locking actuator: 12 V, 4-pos., Front and rear mounting, M6, housing: black, A protective cap is supplied as standard for the DC and AC contacts.

## Product description

Vehicle charging inlet for charging with alternating current (AC) and direct current (DC), compatible with type 1 AC and CCS vehicle charging connectors (EVSE), for installation in electric vehicles (EV).

## Your advantages

- Complete product range
- Uniform, space-saving dimensions for the installation space and the screw connection points of all Phoenix Contact vehicle charging inlets
- Developed and produced in accordance with the IATF 16949 automotive standard and ISO 9001
- Integrated interlock during charging
- Manual emergency release of the locking actuator
- Protected and sealed against dirt and water with a high degree of protection

## Commercial data

Item number	1451984
Packing unit	1 pc
Minimum order quantity	1 pc
Sales key	EM01
Product key	XWCAIB
GTIN	4063151840204
Weight per piece (including packing)	25.2 kg
Weight per piece (excluding packing)	24 kg
Customs tariff number	85444290
Country of origin	PL

# CHARX T1HBI12-1AC80DC200-8,5M1 - Vehicle charging inlet



1451984

<https://www.phoenixcontact.com/us/products/1451984>

## Technical data

### Notes

General	A protective cap is supplied as standard for the DC and AC contacts.
---------	--

### Product properties

Product type	Vehicle charging inlet
Product family	CHARX connect universal
Application	for charging with alternating current (AC) and with direct current (DC) for installation in electric vehicles (EV)
Technology	Combined Charging System
Charging standard	CCS type 1
Charging mode	Mode 4

### Electrical properties

Type of signal transmission	Pulse width modulation with modulated Powerline communication in accordance with ISO/IEC 15118 / DIN SPEC 70121
Note on the connection method	Crimp connection, cannot be disconnected
Insulation resistance	> 200 MΩ
Coding	4.7 kΩ (between PE and PP)
Temperature measurement	DC contacts: 2x PT1000 (DIN EN 60751)
Temperature monitoring	AC contacts: PTC chain (DIN EN 60738-1)
Type of charging current	AC single-phase
Charging power	20 kW
Charging current	80 A
Type of charging current	DC
Charging power	200 kW
Charging current	200 A
Type of charging current	DC Boost Mode
Charging power	up to 250 kW (Boost Mode, depending on the ambient conditions. For detailed information, see the packing slip in the download area for this item.)
Charging current	up to 250 A (Boost Mode, depending on the ambient conditions. For detailed information, see the packing slip in the download area for this item.)

### Power contact

Number	5 (L1, N, PE, DC+, DC-)
Rated voltage	250 V AC 1000 V DC
Rated current	80 A AC 200 A DC

### Signal contact

# CHARX T1HBI12-1AC80DC200-8,5M1 - Vehicle charging inlet



1451984

<https://www.phoenixcontact.com/us/products/1451984>

Number	2 (CP, CS)
Rated voltage	30 V AC
Rated current	2 A

## Temperature sensors (PTC chain)

Sensor type	PTC chain
Standards/regulations	DIN EN 60738-1
Attachment point	Sensor for the AC contacts
Messbereich_Widerstand	790 $\Omega$ ... 1420 $\Omega$
Resistance	max. 1200 $\Omega$ $\pm$ 5 K
Ambient temperature	-40 °C ... 130 °C (Operation)

## Temperature sensors (Pt 1000)

Sensor type	Pt 1000
Standards/regulations	DIN EN 60751
Attachment point	2 sensors for the DC contacts

## Locking actuator

Operating voltage	12 V
Note number of positions	4-pos.
Position of the locking actuator	top center

## Locking actuator

Operating voltage	12 V
Note number of positions	4-pos.
Position of the locking actuator	top center
Possible power supply range at the motor	9 V ... 16 V
Maximum voltage for locking detection	12 V
Typical motor current for locking	0.25 A
Reverse current of the motor	max. 1.5 A
Max. dwell time with reverse current	1 s
Recommended adaptation time	600 ms
Pause time after entry or exit path	3 s
Service life insertion cycles	> 10000 load cycles
Lock recognition	available
Mechanical emergency release	available
Ambient temperature (operation)	-40 °C ... 80 °C

## Dimensions

Width	117.6 mm
Height	90 mm
Depth	117.6 mm

## Material specifications

Color (Housing)	black (9005)
Color (Mating face)	black (9005)

# CHARX T1HBI12-1AC80DC200-8,5M1 - Vehicle charging inlet



1451984

<https://www.phoenixcontact.com/us/products/1451984>

Material ()	Plastic
Material (Contact surface)	Silver

## Cable/line

Cable length	8.5 m
Cable type	Single wires
Single wire, cross section	70.00 mm <sup>2</sup>

### Single-core wires for AC

Cable length	8.5 m
Cable structure	2 x 16 mm <sup>2</sup>
Single wire, material	Silicone
Single wire, color	OG
External cable diameter	9.9 mm ±0.3 mm
Cable resistance	≤ 1.16 Ω/km

### Single-core wires for DC

Cable length	8.5 m
Cable structure	2 x 70 mm <sup>2</sup>
Single wire, material	Silicone
Single wire, color	OG
External cable diameter	17.9 mm ±0.3 mm
Cable resistance	≤ 0.259 Ω/km

### Single-core wire for PE

Cable length	8.5 m
Cable structure	1 x 25 mm <sup>2</sup>
Single wire, material	Silicone
Single wire, color	GN/YE
External cable diameter	8.6 mm ±0.1 mm
Cable resistance	≤ 0.743 Ω/km

### Single-core wires for locking actuator

Cable length	1.5 m
Cable structure	4 x 0.5 mm <sup>2</sup>
Single wire, material	PVC
Single wire, color	BU/RD, BU/GN, BU/YE, BU/BN
External cable diameter	1.6 mm ±0.20 mm
Cable resistance	≤ 37.1 Ω/m

### Single-core wires for PTC temperature sensors

Cable length	1 m
Cable structure	5 x 0,5 mm <sup>2</sup>
Single wire, color	BN/GY
	BN/YE/GN
External cable diameter	1.6 mm ±0.20 mm

# CHARX T1HBI12-1AC80DC200-8,5M1 - Vehicle charging inlet



1451984

<https://www.phoenixcontact.com/us/products/1451984>

Cable resistance	$\leq 37.1 \Omega/\text{m}$
------------------	-----------------------------

## Single-core wires for Pt 1000 temperature sensors

Cable length	1 m
Cable structure	3 x 0.5 mm <sup>2</sup>
Single wire, material	PVC
Single wire, color	BN
	GN
	YE
External cable diameter	1.6 mm $\pm 0.20$ mm
Cable resistance	$\leq 37.1 \Omega/\text{m}$

## Single-core wires for communication

Cable length	1 m
Cable structure	2 x 0.5 mm <sup>2</sup>
Single wire, material	PVC
Single wire, color	BK
	WH
External cable diameter	1.6 mm $\pm 0.20$ mm
Cable resistance	$\leq 37.1 \Omega/\text{m}$

## Mechanical properties

### Mechanical data

Insertion/withdrawal cycles	> 10000
Insertion force	< 100 N
Withdrawal force	< 100 N

## Environmental and real-life conditions

### Ambient conditions

Degree of protection (Vehicle charging inlet)	IP55 (plugged in; when plugged in and ready to operate, the degree of protection is only ensued if both plug-in components are original products from Phoenix Contact or suitable standard-compliant products)
	IP67 (Inner area of vehicle charging inlet)
Ambient temperature (operation)	-40 °C ... 60 °C
Ambient temperature (storage/transport)	-40 °C ... 85 °C
Altitude	4000 m (above sea level)

## Standards and regulations

### Standards

Standards/regulations	IEC 62196-2
	IEC 62196-3
	SAE J1772

## Mounting

# CHARX T1HBI12-1AC80DC200-8,5M1 - Vehicle charging inlet



1451984

<https://www.phoenixcontact.com/us/products/1451984>

Mounting type	Front and rear mounting (0 to 90 degree frontal inclination possible)
Mounting hole diameter	6.70 mm (ø)
Fixing screws	M6
Screws included in the scope of delivery	none

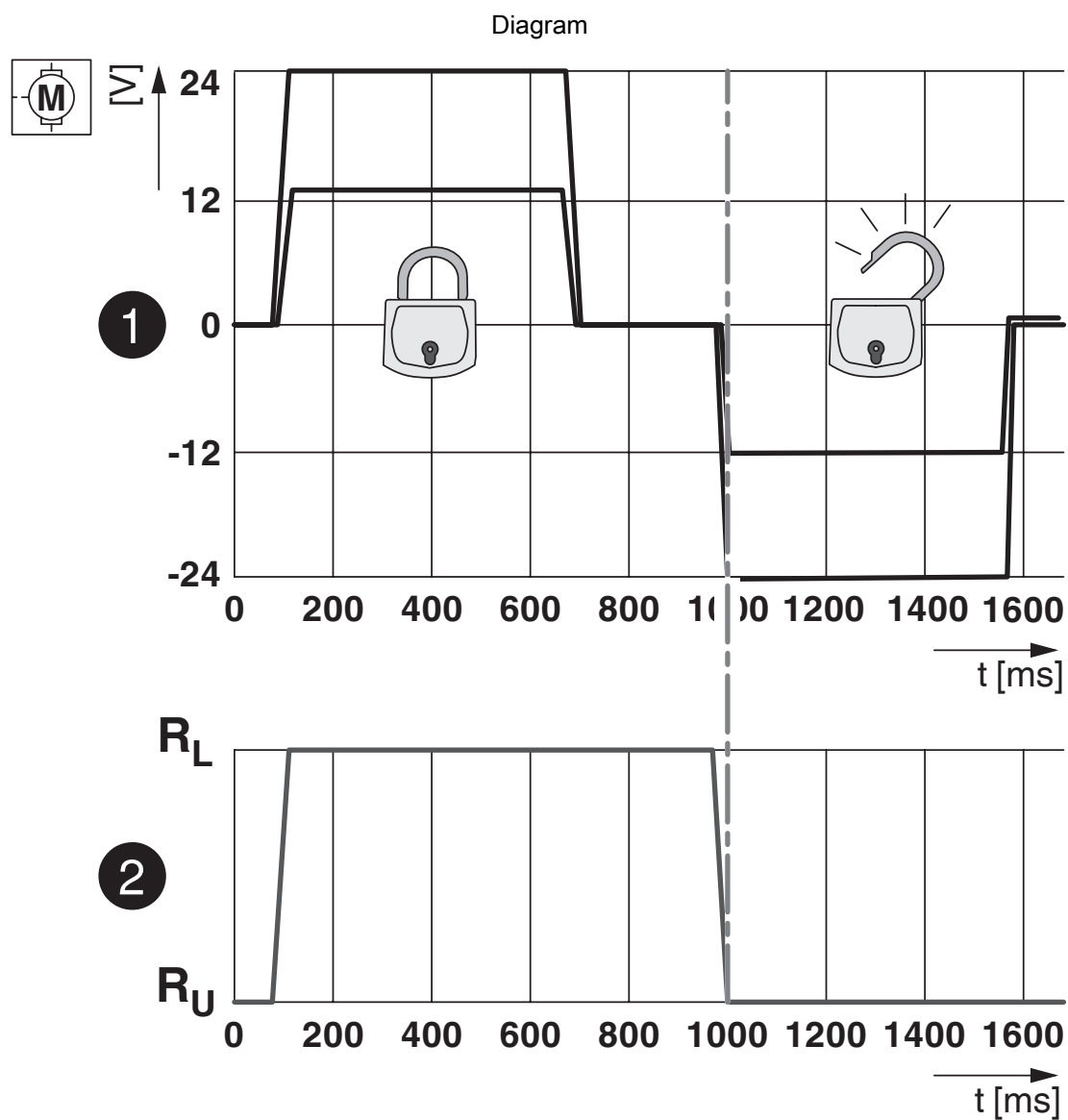
# CHARX T1HBI12-1AC80DC200-8,5M1 - Vehicle charging inlet



1451984

<https://www.phoenixcontact.com/us/products/1451984>

## Drawings



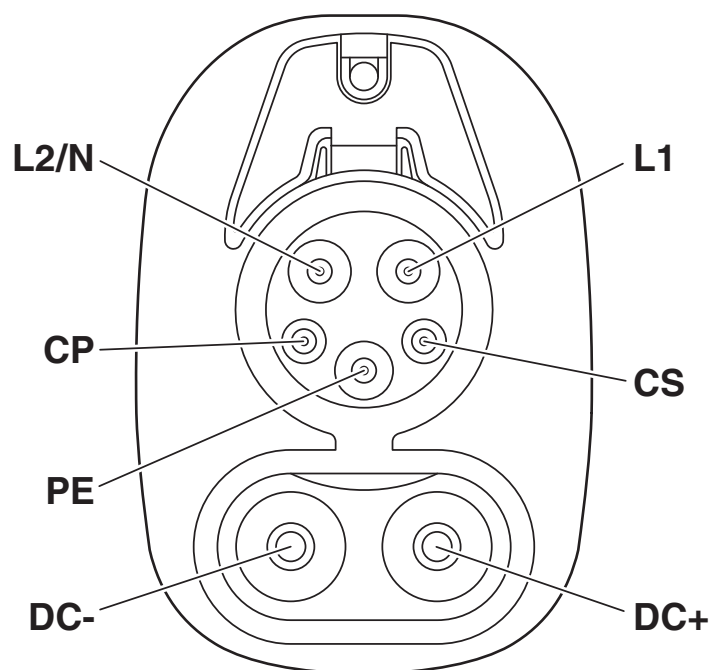
Locking states of the locking actuator

# CHARX T1HBI12-1AC80DC200-8,5M1 - Vehicle charging inlet

1451984

<https://www.phoenixcontact.com/us/products/1451984>

Connection diagram



Pin assignment of vehicle charging inlets

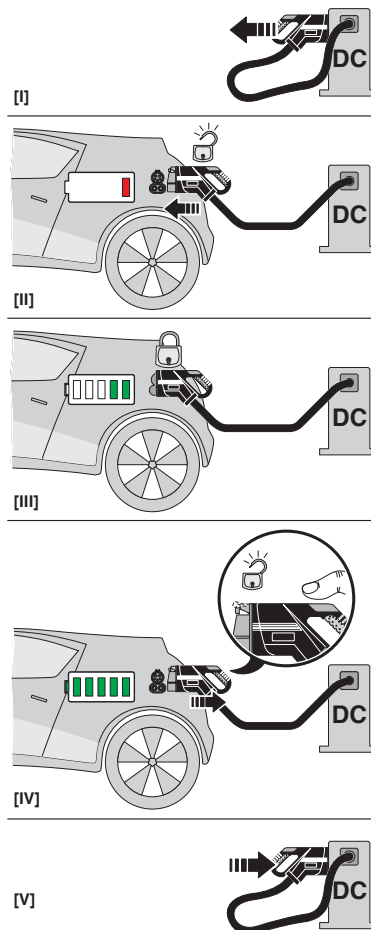


# CHARX T1HBI12-1AC80DC200-8,5M1 - Vehicle charging inlet

1451984

<https://www.phoenixcontact.com/us/products/1451984>

## Schematic diagram



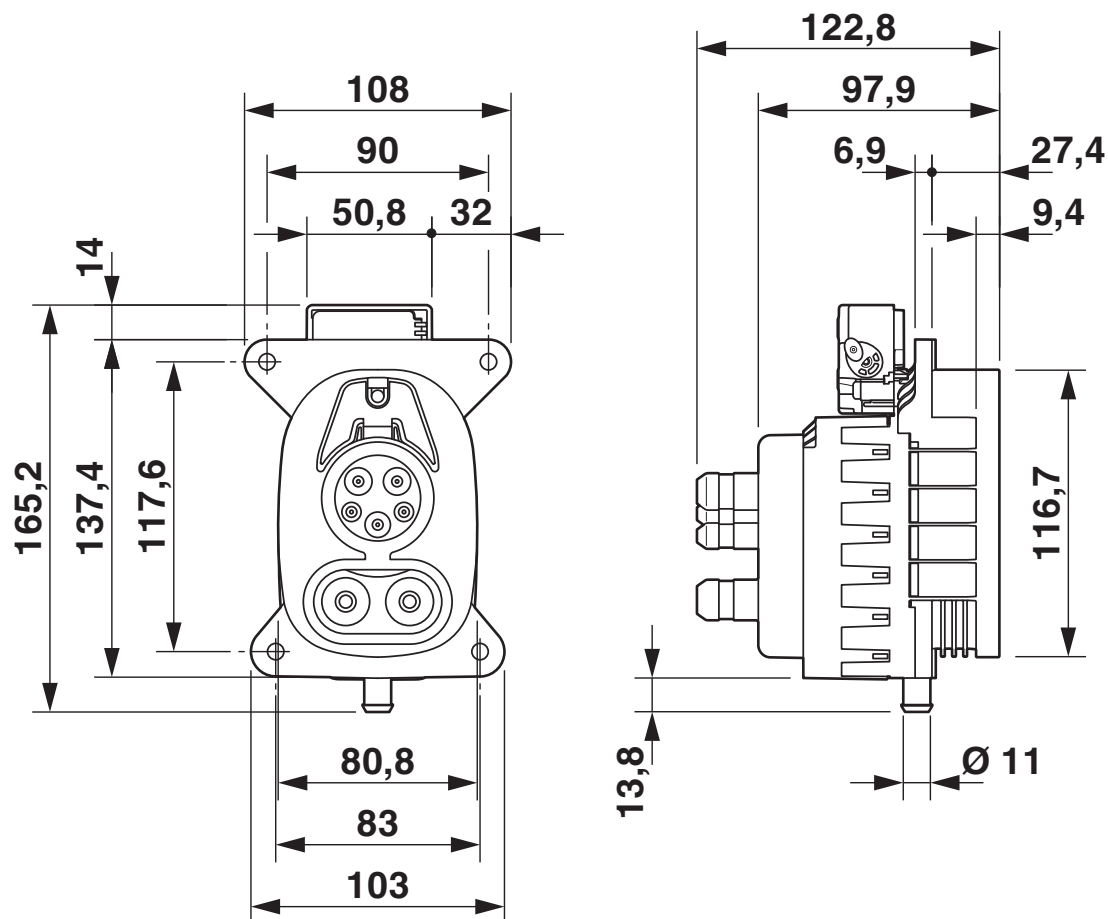
Operating instructions

# CHARX T1HBI12-1AC80DC200-8,5M1 - Vehicle charging inlet

1451984

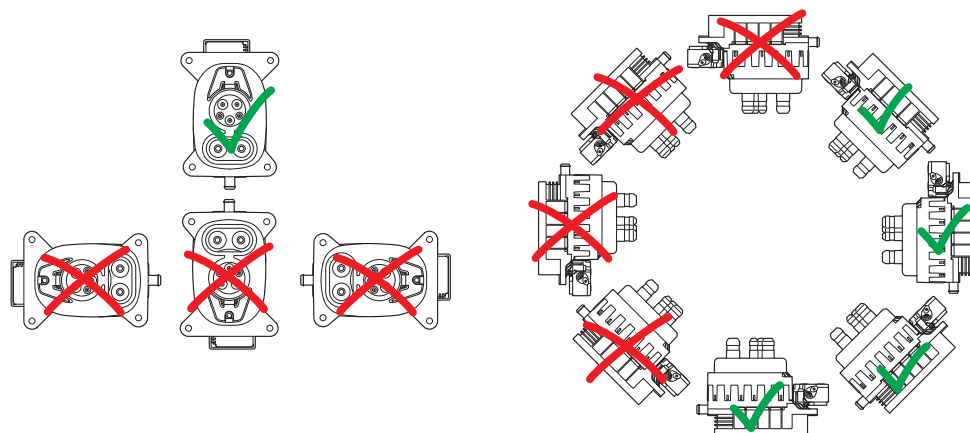
<https://www.phoenixcontact.com/us/products/1451984>

Dimensional drawing



Dimensional drawing

Connection diagram



Installation positions

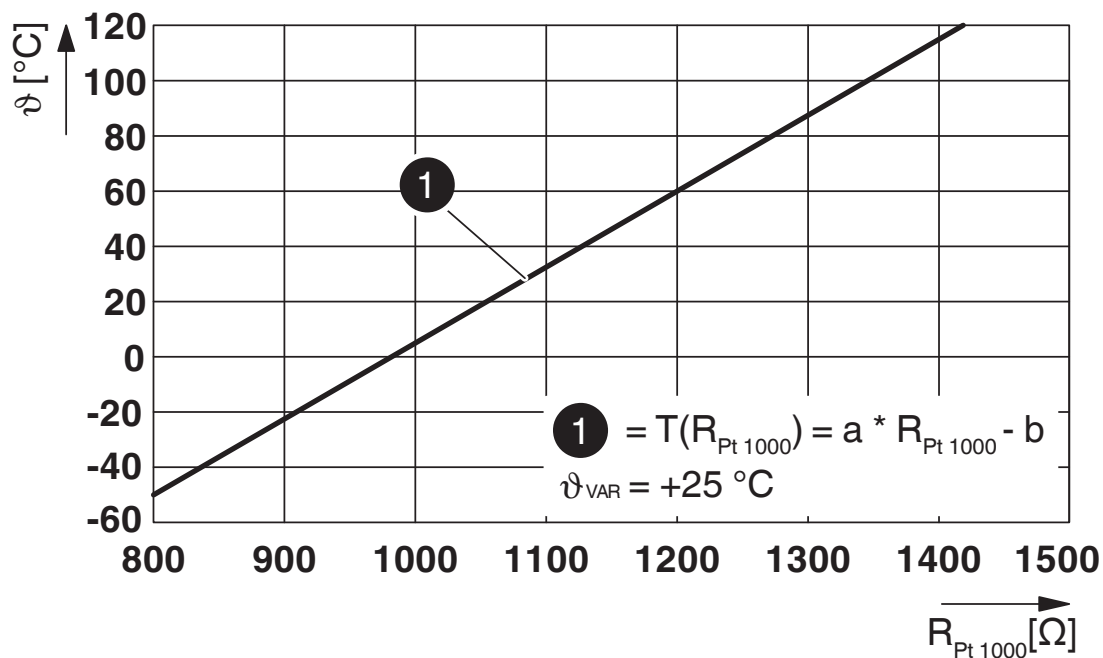
# CHARX T1HBI12-1AC80DC200-8,5M1 - Vehicle charging inlet



1451984

<https://www.phoenixcontact.com/us/products/1451984>

Diagram

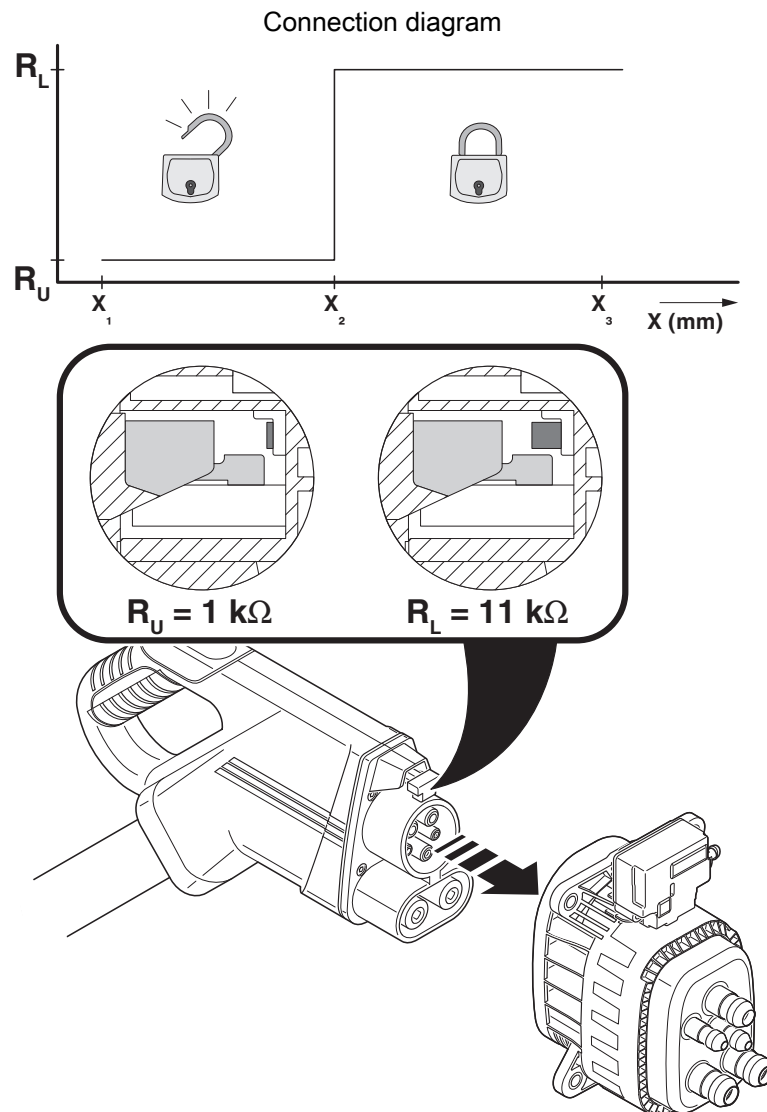


Pt 1000 characteristic curve at an ambient temperature of 25°C for temperature measurement at the DC contacts

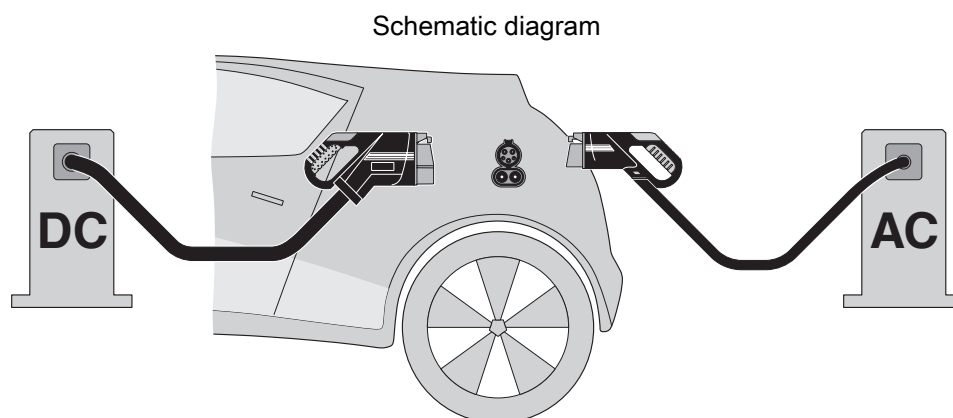
# CHARX T1HBI12-1AC80DC200-8,5M1 - Vehicle charging inlet

1451984

<https://www.phoenixcontact.com/us/products/1451984>



Detection for Vehicle Connector



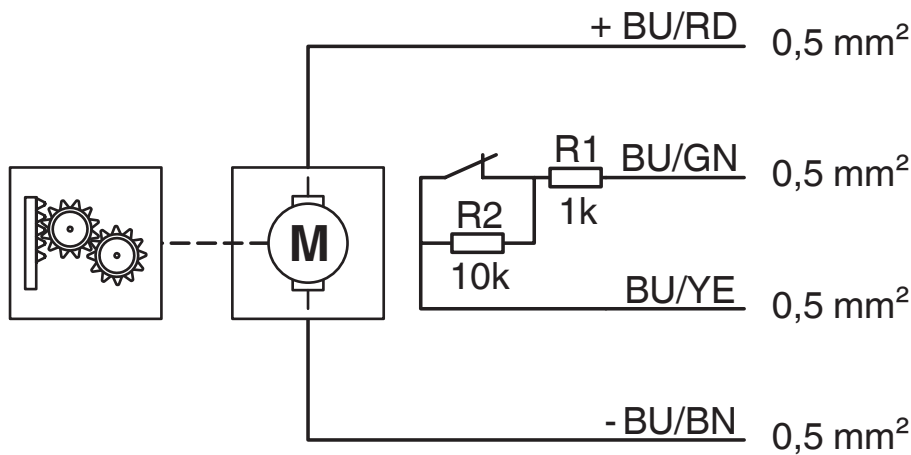
The Combined Charging System (CCS) principle - standard-compliant charging system for electric vehicles, which supports both conventional AC charging and fast DC charging. Both Vehicle Connectors fit into the CCS Vehicle Inlet.

CHARX T1HBI12-1AC80DC200-8,5M1 - Vehicle charging inlet



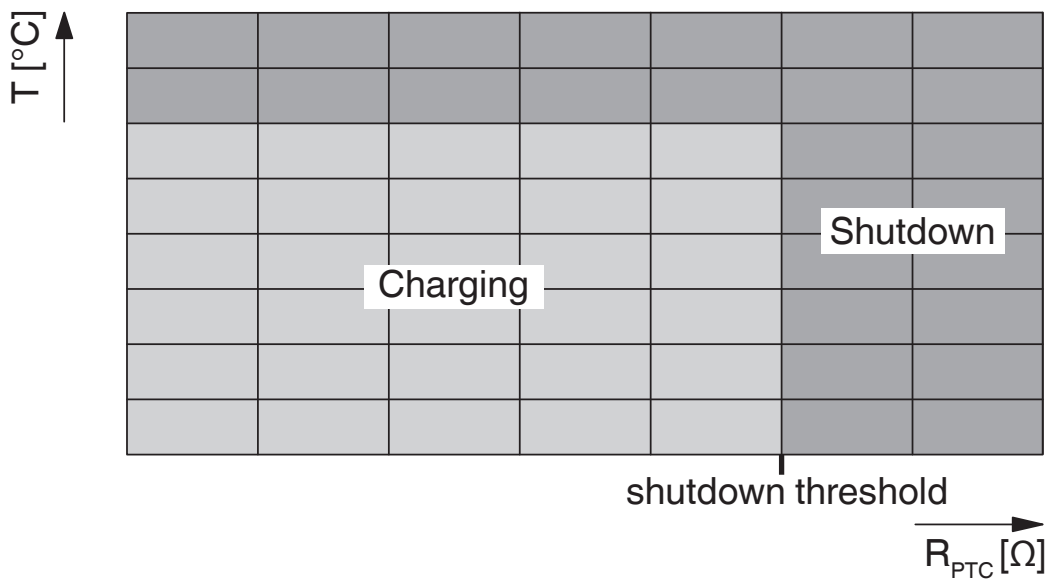
1451984  
<https://www.phoenixcontact.com/us/products/1451984>

Schematic diagram



Block diagram of the locking actuator

Schematic diagram



Temperature sensor technology resistance range at AC contacts

# CHARX T1HBI12-1AC80DC200-8,5M1 - Vehicle charging inlet



1451984

<https://www.phoenixcontact.com/us/products/1451984>

## Approvals

To download certificates, visit the product detail page: <https://www.phoenixcontact.com/us/products/1451984>



**cULus Recognized**

Approval ID: E473195-20210730

# CHARX T1HBI12-1AC80DC200-8,5M1 - Vehicle charging inlet



1451984

<https://www.phoenixcontact.com/us/products/1451984>

## Classifications

### ECLASS

ECLASS-11.0	27144706
ECLASS-12.0	27144706
ECLASS-13.0	27144706

### ETIM

ETIM 8.0	EC002898
----------	----------

# CHARX T1HBI12-1AC80DC200-8,5M1 - Vehicle charging inlet



1451984  
<https://www.phoenixcontact.com/us/products/1451984>

## Environmental product compliance

REACH SVHC	Lead 7439-92-1
	DOT 15571-58-1
	Dechlorane Plus
China RoHS	Environmentally Friendly Use Period = 10;
	For information on hazardous substances, refer to the manufacturer's declaration available under "Downloads"



# CHARX T1HBI12-1AC80DC200-8,5M1 - Vehicle charging inlet



1451984

<https://www.phoenixcontact.com/us/products/1451984>

## Accessories

### CHARX T1HBI-DUST-COVER-SET - Protective cover

1305482

<https://www.phoenixcontact.com/us/products/1305482>



CHARX connect universal, Protective cover, Accessories, for vehicle charging inlet, CCS type 1, Plug-on assembly, housing: black

### CHARX T1HI-ELOCK12V - Locking

1331528

<https://www.phoenixcontact.com/us/products/1331528>



CHARX connect universal, Locking, Accessories, for mounting on vehicle charging inlets, Type 1, IEC 61851-1, Single wires, length: 1 m, locking actuator: 12 V, 4-pos.

Phoenix Contact 2023 © - all rights reserved  
<https://www.phoenixcontact.com>

Phoenix Contact USA  
586 Fulling Mill Road  
Middletown, PA 17057, United States  
(+717) 944-1300  
[info@phoenixcon.com](mailto:info@phoenixcon.com)