

SACC-MCI-M12MSB-5CON/0,5 - Contact carrier



1440759

<https://www.phoenixcontact.com/us/products/1440759>

Please be informed that the data shown in this PDF document is generated from our online catalog. Please find the complete data in the user documentation. Our general terms of use for downloads are valid.



Contact carrier, 5-position, Pin, straight, M12, coding: B, Front mounting, Square flange, Individual wires, cable length: 0.5 m, 0.34 mm², TPE litz wire, Alternative product in accordance with RoHS II without Exemption 6c (Pb <0.1%) item no.: 1239710

Your advantages

- Convenient field assembly: device connectors for fast on-site mounting
- Contact carriers that are designed for assembly or available with preassembled litz wires
- Customer-specific assemblies and litz wire lengths available
- Standard pin assignments for signal and power transmission with a uniform design-in design

Commercial data

Item number	1440759
Packing unit	1 pc
Minimum order quantity	1 pc
Sales key	AB24
Product key	ABQCED
Catalog page	Page 44 (C-2-2019)
GTIN	4046356533591
Weight per piece (including packing)	13.9 g
Weight per piece (excluding packing)	13.9 g
Customs tariff number	85444290
Country of origin	DE

Technical data

Notes

General	<p>The electrical and mechanical data specified assume that the connector pair is correctly locked and mounted. If the connector is unlocked and if there is a danger of contamination, the connector must be sealed using a protective cap > IP54. Influences arising from litz wires, cables or PCB assembly must also be taken into consideration.</p>
Safety note	<p>WARNING: The connectors may not be plugged in or disconnected under load. Ignoring the warning or improper use may damage persons and/or property.</p> <ul style="list-style-type: none"> • WARNING: Commission properly functioning products only. The products must be regularly inspected for damage. Decommission defective products immediately. Replace damaged products. Repairs are not possible. • WARNING: Only electrically qualified personnel may install and operate the product. They must observe the following safety notes. The qualified personnel must be familiar with the basics of electrical engineering. They must be able to recognize and prevent danger. The relevant symbol on the packaging indicates that only personnel familiar with electrical engineering are allowed to install and operate the product. • The products are suitable for applications in plant, controller, and electrical device engineering. • When operating the connectors in outdoor applications, they must be separately protected against environmental influences. • Assembled products may not be manipulated or improperly opened. • Only use mating connectors that are specified in the technical data of the standards listed (e.g. the ones listed in the product accessories online at phoenixcontact.com/products). • When using the product in direct connection with third-party manufacturers, the user is responsible. • For operating voltages > 50 V AC, conductive connector housings must be grounded • Ensure that when laying the cable, the tensile load on the connectors does not exceed the upper limit specified in the standards. • Observe the corresponding technical data. You will find information: <ul style="list-style-type: none"> o On the product o On the packing label o In the supplied documentation o Online at phoenixcontact.com/products under the product • Only use tools recommended by Phoenix Contact • Use a protective cap to protect connectors that are not in use. The suitable accessories are available online in the accessory section of the product at phoenixcontact.com/products • Ensure that the protective or functional ground has been properly connected.

- VDE 0100/1.97 § 411.1.3.2 and DIN EN 60 204/11.98 § 14.1.3 are applicable when combining several circuits in a cable and/or connector
- The connector warms up in normal operation. Depending on the ambient conditions, the surface of the connector can continue to warm up. In this case, the user is responsible for posting warnings (e.g. DIN EN ISO 13732-1:2008-12).

Product properties

Product type	Contact insert
Number of positions	5
Application	Signal
No. of cable outlets	1
Shielded	no
Coding	B
Thread type	M12

Insulation characteristics

Overvoltage category	II
Degree of pollution	3

Electrical properties

Rated surge voltage	2.5 kV
Contact resistance	≤ 3 mΩ
Insulation resistance	≥ 100 MΩ
Nominal voltage U _N	60 V AC 60 V DC
Nominal current I _N	4 A
Transmission medium	Copper
Max. conductor resistance	57.6 mΩ/m

Signaling

Status display	No
Status display present	No

Material specifications

Flammability rating according to UL 94	V0
Contact material	CuZn
Contact surface material	Au
Contact carrier material	PA 6.6
Conductor material	Tin-plated Cu litz wires

Connector

Connection 1

Head design	Pin
Head cable outlet	straight

SACC-MCI-M12MSB-5CON/0,5 - Contact carrier



1440759

<https://www.phoenixcontact.com/us/products/1440759>

Head thread type	M12
Coding	B

Cable/line

Cable length	0.5 m
Cable type	TPE litz wire
Wire diameter incl. insulation	1.2 mm \pm 0.07 mm
Single wire, color	black, brown, blue, white, gray
Conductor material	Tin-plated Cu litz wires
Conductor structure signal line	7x 0.25 mm
AWG signal line	22
Material wire insulation	TPE
Thickness, insulation	0.21 mm (Core insulation)
Nominal voltage, cable	300 V
Test voltage, cable	3000 V AC
Cable resistance	\leq 57.6 m Ω /m
Cable insulation resistance	\geq 20 M Ω *km
Ambient temperature (operation)	-40 °C ... 85 °C (cable, fixed installation)
	-25 °C ... 85 °C (Cable, flexible installation)

Environmental and real-life conditions

Ambient conditions

Degree of protection	IP67
	IP67
Ambient temperature (operation)	-25 °C ... 85 °C (Plug / socket)
	-40 °C ... 85 °C (without mechanical actuation)
	-25 °C ... 85 °C (Cable, flexible installation)
	-40 °C ... 85 °C (cable, fixed installation)

Standards and regulations

M12

Standard designation	M12 connector
Standards/specifications	IEC 61076-2-101

Mounting

Mounting type	Front mounting Square flange 25 mm side length
Assembly instructions	25 mm side length
Connection method	Individual wires

SACC-MCI-M12MSB-5CON/0,5 - Contact carrier

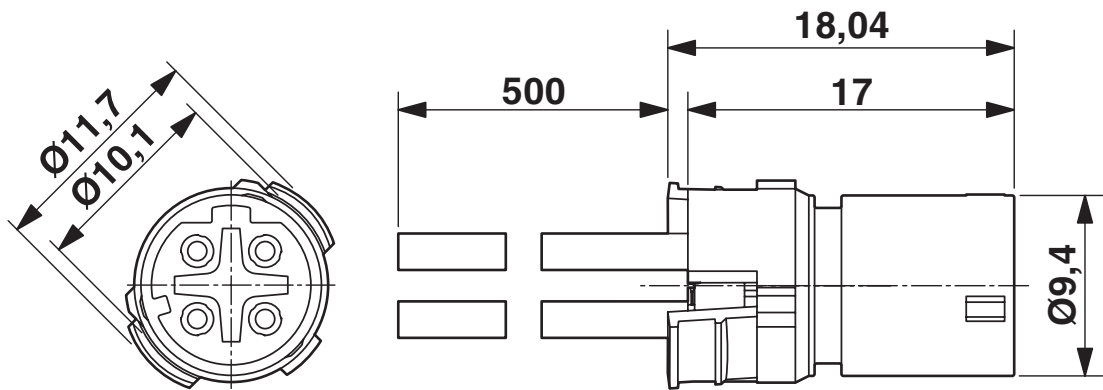


1440759

<https://www.phoenixcontact.com/us/products/1440759>

Drawings

Dimensional drawing

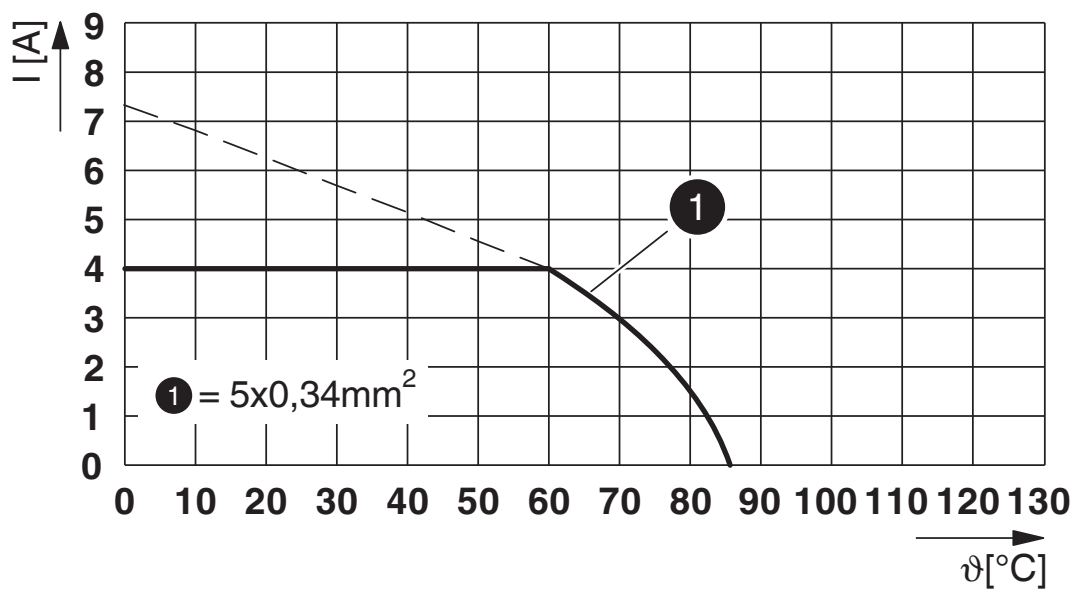


Dimensional drawing

Circuit diagram

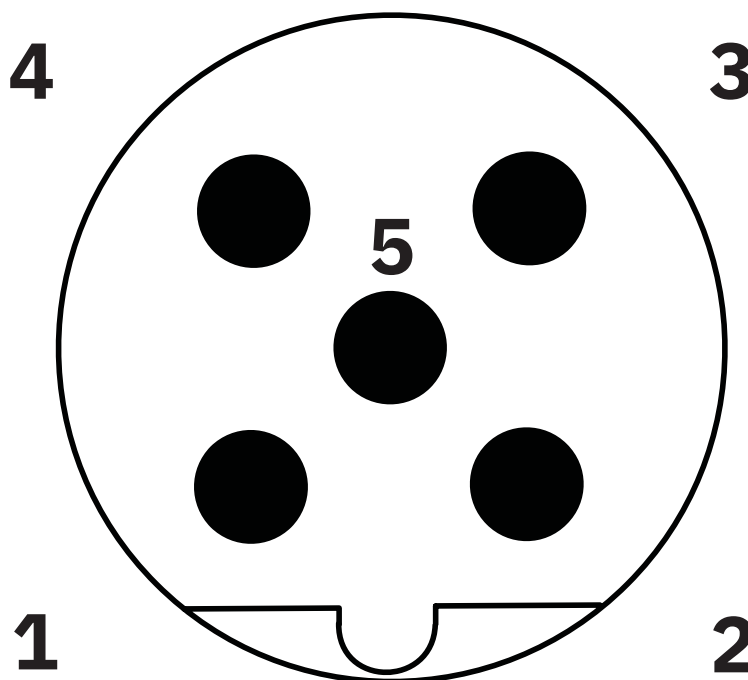


Diagram



I = current strength, T = ambient temperature

Schematic diagram



Pin assignment M12 male connector, 5-pos., B-coded, male side

SACC-MCI-M12MSB-5CON/0,5 - Contact carrier



1440759

<https://www.phoenixcontact.com/us/products/1440759>

Approvals

🔗 To download certificates, visit the product detail page: <https://www.phoenixcontact.com/us/products/1440759>



EAC

Approval ID: B.01687

SACC-MCI-M12MSB-5CON/0,5 - Contact carrier



1440759

<https://www.phoenixcontact.com/us/products/1440759>

Classifications

ECLASS

ECLASS-11.0	27440223
ECLASS-13.0	27440223
ECLASS-12.0	27440116

ETIM

ETIM 8.0	EC003557
----------	----------

UNSPSC

UNSPSC 21.0	39121400
-------------	----------

Environmental product compliance

REACH SVHC	Lead 7439-92-1
China RoHS	Environmentally Friendly Use Period = 50 years
	For information on hazardous substances, refer to the manufacturer's declaration available under "Downloads"

SACC-MCI-M12MSB-5CON/0,5 - Contact carrier



1440759

<https://www.phoenixcontact.com/us/products/1440759>

Accessories

SACC-MSQ-M12MS-25-3,2 SCO - Housing screw connection

1419959

<https://www.phoenixcontact.com/us/products/1419959>



Housing screw connection, M12, Front mounting, square flange 25 mm side length, Square flange

PROT-M12 FS - Sealing cap

1560251

<https://www.phoenixcontact.com/us/products/1560251>



M12 sealing cap for unoccupied M12 plugs of the sensor/actuator cable, flush-type plugs and I/O devices in the field

SACC-MCI-M12MSB-5CON/0,5 - Contact carrier

1440759

<https://www.phoenixcontact.com/us/products/1440759>



PROT-M12 FS-M - Sealing cap

1430488

<https://www.phoenixcontact.com/us/products/1430488>



M12 metal sealing cap for unoccupied M12 plugs of the sensor/actuator cable, flush-type plugs and I/O devices in the field

Phoenix Contact 2023 © - all rights reserved

<https://www.phoenixcontact.com>

Phoenix Contact USA
586 Fulling Mill Road
Middletown, PA 17057, United States
(+717) 944-1300
info@phoenixcon.com