

CAPAROC PM S-R EX - Power module



1344363

<https://www.phoenixcontact.com/us/products/1344363>

Please be informed that the data shown in this PDF document is generated from our Online Catalog. Please find the complete data in the user documentation. Our General Terms of Use for Downloads are valid.



Power module with status output and reset input for supplying the CAPAROC circuit breaker system with 12 V DC or 24 V DC. EX e approval for zone 2. For DIN rail installation via the CAPAROC current rails.

Your advantages

- The customizable standard, thanks to individual combinations of the future-proof modular system
- Easy operation for everyone through tool-free assembly, uninterrupted installation, and transparent operating state
- Strikingly simple design-in with extensive support from the selection up to digital services

Commercial Data

Item number	1344363
Packing unit	1 pc
Minimum order quantity	1 pc
Sales Key	CL11
Product Key	CLA231
GTIN	4063151658403
Weight per Piece (including packing)	129 g
Weight per Piece (excluding packing)	91.9 g
Customs tariff number	85363010
Country of origin	DE

Technical Data

Notes

General

Note	LABS release – in accordance with test specification VW PV 3. 10.7:2005-0
	When connecting the conductor, make sure that the CAPAROC modules are not pulled apart due to tensile force. Gaps must not be created between the modules.
	Observe the specified conditions for use in potentially explosive areas. Install the device in a suitable approved housing with at least IP54 degree of protection that meets the requirements of IEC/EN 60079-0. Also observe the requirements of IEC/EN 60079-14.

Product properties

Type	Plug-in module
Product type	Device circuit breakers
Product family	CAPAROC
Number of slots	2

Insulation characteristics

Protection class	III
Pollution degree	2

Electrical properties

General

Operating voltage	10 V DC ... 30 V DC
Rated voltage	12 V DC
	24 V DC
Rated current I_N	45 A DC (Total current input)
Rated surge voltage	0.5 kV
Tripping method	E (electronic)
Dielectric strength	35 V DC (Load circuit)
Efficiency	> 99 %
Closed circuit current I_0	typ. 9 mA (no load at 24 V)
Power dissipation	typ. 0.22 W (no load at 24 V)
	< 1.5 W (in nominal operation at 24 V and 45 A)
Temperature derating	45 A (Total current at 40°C)
	30 A (Total current at 65 °C)
MTBF (IEC 61709, SN 29500)	18886912.65 h (at 25 °C with 21 % load)
	5907048.64 h (at 40°C with 34.25% load)
	933563.97 h (at 40°C with 100% load)
Voltage drop	0.03 V (at 45 A)

1344363

<https://www.phoenixcontact.com/us/products/1344363>

Reset

Input voltage range	7 V DC ... 30 V DC (Reset with falling edge)
Current consumption	typ. 0.5 mA (at 24 V DC)
Pulse length	≥ 50 ms
Stripping length	8 mm
Conductor cross section rigid	0.2 mm ² ... 1.5 mm ²
Conductor cross section AWG	24 ... 16
Conductor cross section, flexible, with ferrule, with plastic sleeve	0.2 mm ² ... 0.75 mm ²
Conductor cross section flexible, with ferrule without plastic sleeve	0.2 mm ² ... 1.5 mm ²

Status output

Output voltage	max. 30 V DC (Input voltage ±5% in the event of no error) 0 V DC (Error)
Output current	max. 20 mA
Stripping length	8 mm
Conductor cross section rigid	0.2 mm ² ... 1.5 mm ²
Conductor cross section AWG	24 ... 16
Conductor cross section, flexible, with ferrule, with plastic sleeve	0.2 mm ² ... 0.75 mm ²
Conductor cross section flexible, with ferrule without plastic sleeve	0.2 mm ² ... 1.5 mm ²

Status output

Output voltage	max. 30 V DC (Input voltage ±5% when I >80% at at least one channel)
Output current	max. 20 mA
Stripping length	8 mm
Conductor cross section rigid	0.2 mm ² ... 1.5 mm ²
Conductor cross section AWG	24 ... 16
Conductor cross section, flexible, with ferrule, with plastic sleeve	0.2 mm ² ... 0.75 mm ²
Conductor cross section flexible, with ferrule without plastic sleeve	0.2 mm ² ... 1.5 mm ²

Connection data

Main circuit IN+

Connection method	Push-in connection
Stripping length	18 mm
Conductor cross section rigid	0.5 mm ² ... 16 mm ²
Conductor cross section AWG	20 ... 8
Conductor cross section, flexible, with ferrule, with plastic sleeve	0.5 mm ² ... 16 mm ²
Conductor cross section flexible, with ferrule without plastic sleeve	0.5 mm ² ... 16 mm ²

Main circuit IN-

Connection method	Push-in connection
Stripping length	18 mm

CAPAROC PM S-R EX - Power module



1344363

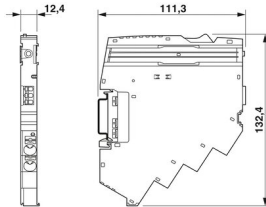
<https://www.phoenixcontact.com/us/products/1344363>

Conductor cross section rigid	0.5 mm ² ... 16 mm ²
Conductor cross section AWG	20 ... 8
Conductor cross section, flexible, with ferrule, with plastic sleeve	0.5 mm ² ... 16 mm ²
Conductor cross section flexible, with ferrule without plastic sleeve	0.5 mm ² ... 16 mm ²

Signaling

Power (PWR) LED green	lit (with no channel errors)
	lit (Supply voltage in the nominal range)
	flashing (3 x on deactivation of programming lock)
Power (PWR) LED red	lit (Supply voltage outside the nominal range)

Dimensions

Dimensional drawing	
Width	12.4 mm
Height	132.4 mm
Depth	111.3 mm (incl. DIN rail 7.5 mm)

Material specifications

Material	PA 6
	PA 6
	PA 6
	PC
Flammability rating according to UL 94	V-0

Environmental and real-life conditions

Ambient conditions

Degree of protection	IP20
Ambient temperature (operation)	-30 °C ... 65 °C
Ambient temperature (storage/transport)	-40 °C ... 70 °C
Altitude	≤ 4000 m (amsl)
Humidity test	96 h, 95 % RH, 40 °C
Shock (operation)	30g (11 ms period, half-sine shock pulse, according to IEC 60068-2-27)
	25g (6 ms duration, half-sine shock pulse in accordance with IEC 60068-2-27, continuous shock)
Vibration (operation)	5g (10 ... 150 Hz / 10 cycles / axis / X, Y, Z)

Approvals

CAPAROC PM S-R EX - Power module



1344363

<https://www.phoenixcontact.com/us/products/1344363>

UL approval

Identification	UL/C-UL Listed UL 508
	UL 121201 Class I, Division 2, Groups A, B, C, D, T4A

ATEX

Identification	TÜV 22 ATEX 8874 X
	II 3G Ex ec IIC T4 Gc

IECEX

Identification	IECEX TUR 22.0049X
	II 3G Ex ec IIC T4 Gc

UKCA Ex (UKEX)

Identification	TÜV 22 UKEX 7109 X
	II 3G Ex ec IIC T4 Gc

Standards and regulations

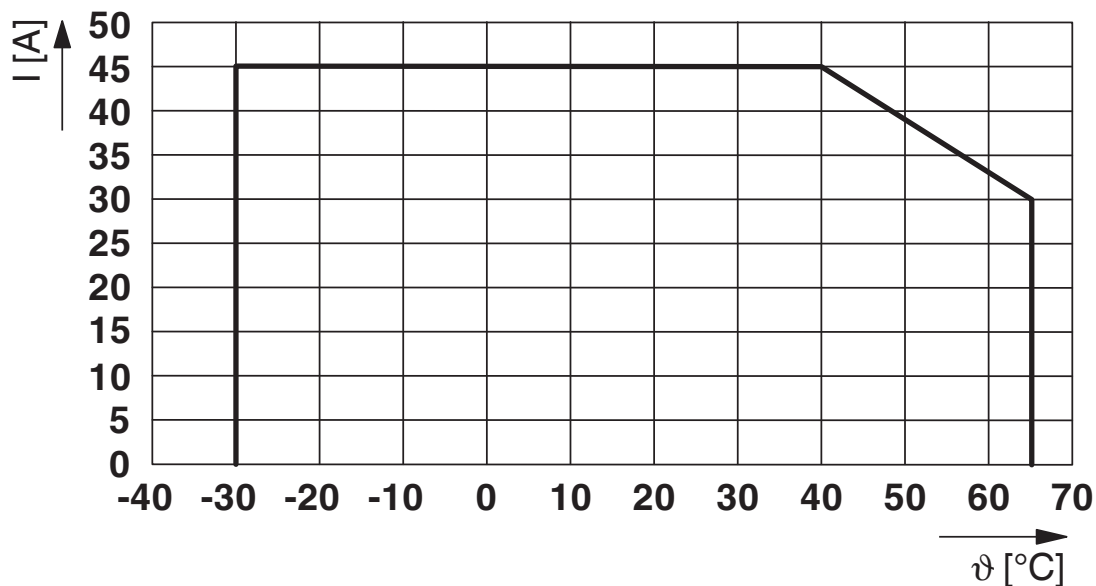
Standards/specifications	EN 61000-6-2
Note	EMC – Immunity for industrial areas
Standards/specifications	EN 61000-6-3
Note	EMC – Emission for residential, business and commercial properties and small operations
Standards/specifications	EN 60068-2-78
Note	Environmental influences – Moisture and heat, constant
Standards/specifications	EN 50178
Note	Equipping power installations with electronic equipment
Standards/specifications	EN 60068-2-27
Note	Environmental influences – Shocks
Standards/specifications	IEC 60079-7
Note	Explosive atmospheres – Part 7: Equipment protection by increased safety “e”
Standards/specifications	IEC 60079-0
Note	Explosive atmospheres – Part 0: Equipment – General requirements

Mounting

Mounting type	pluggable onto CAPAROC CR... current rail
---------------	---

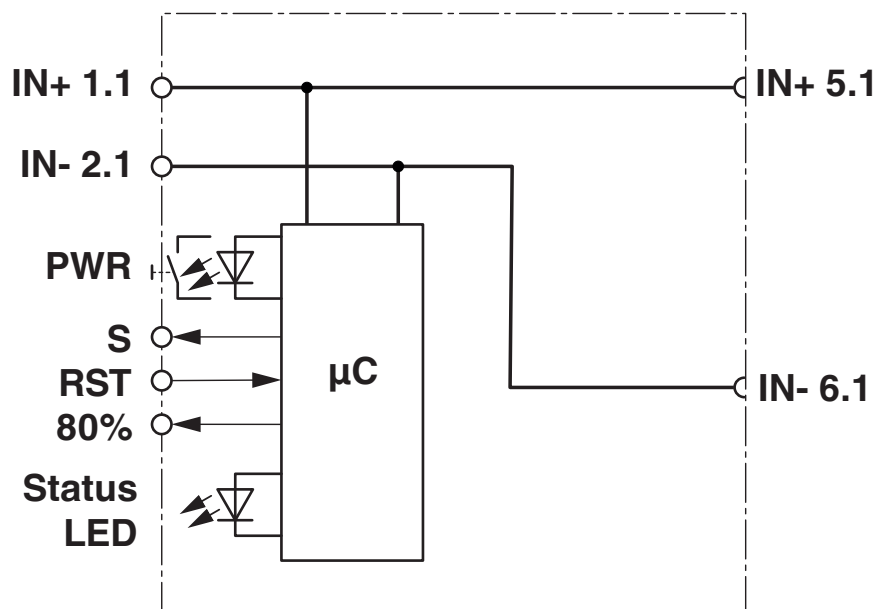
Drawings

Diagram



Max. permissible current in relation to the ambient temperature

Block diagram



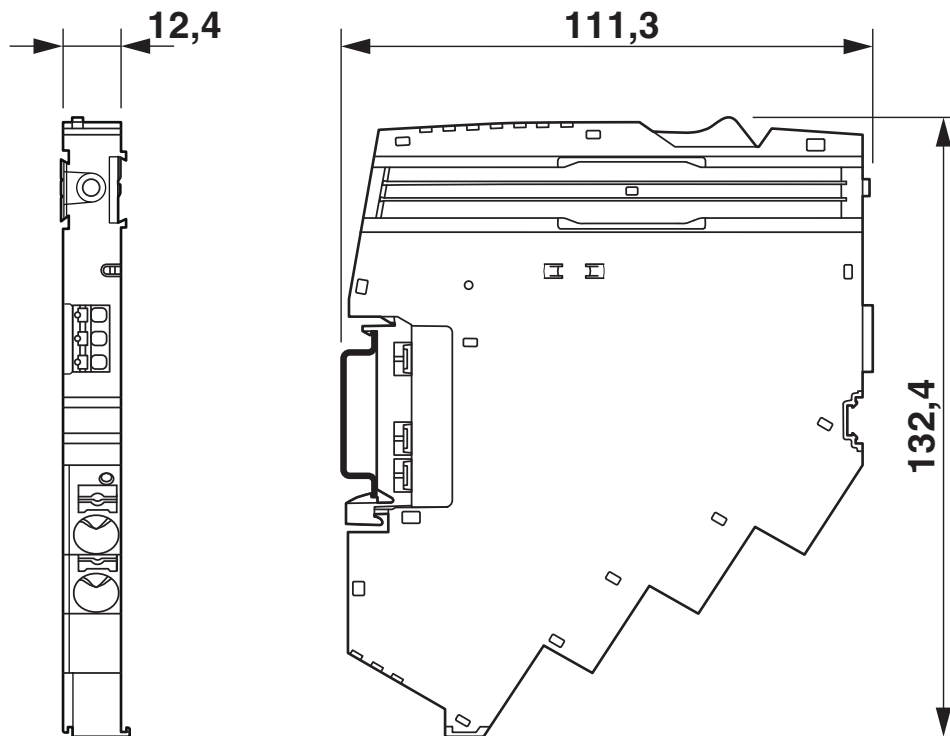
CAPAROC PM S-R EX - Power module



1344363

<https://www.phoenixcontact.com/us/products/1344363>

Dimensional drawing

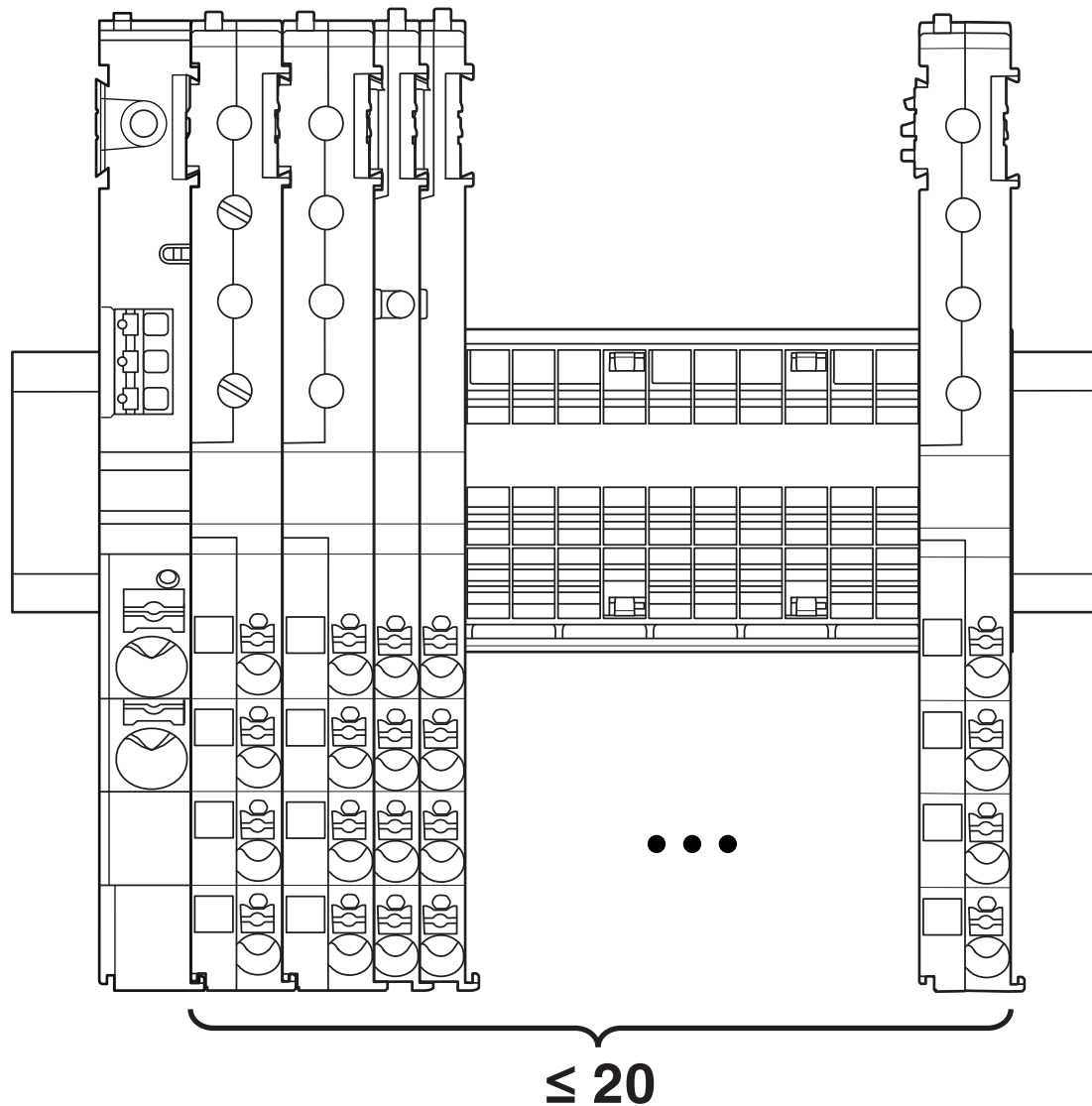


CAPAROC PM S-R EX - Power module

1344363

<https://www.phoenixcontact.com/us/products/1344363>

Schematic diagram



When using the power module with status output and reset input (CAPAROC PM S-R), max. 20 circuit breaker modules can be set. Any number of extra potential distribution modules can be added.

CAPAROC PM S-R EX - Power module




1344363


<https://www.phoenixcontact.com/us/products/1344363>

Approvals


To download certificates, visit the product detail page: <https://www.phoenixcontact.com/us/products/1344363>




UL Listed
Approval ID: FILE E 123528




cUL Listed
Approval ID: FILE E 123528



IECEx
Approval ID: IECEx TUR 22.0049X




cUL Listed
Approval ID: FILE E 483407



UL Listed
Approval ID: FILE E 483407



ATEX
Approval ID: TÜV 22 ATEX 8874 X



UKCA-EX
Approval ID: TÜV 22 UKEX 7109 X

cULus Listed

cULus Listed

CAPAROC PM S-R EX - Power module



1344363

<https://www.phoenixcontact.com/us/products/1344363>

Classifications

ECLASS

ECLASS-11.0	27140401
ECLASS-12.0	27140401
ECLASS-13.0	27140401

ETIM

ETIM 8.0	EC003538
----------	----------

CAPAROC PM S-R EX - Power module



1344363

<https://www.phoenixcontact.com/us/products/1344363>

Mandatory Accessories

CAPAROC CR 20 - Busbar

1110989

<https://www.phoenixcontact.com/us/products/1110989>

Busbar for CAPAROC system with 20 slots. For installation on a DIN rail.



CAPAROC CR 8 - Busbar

1115672

<https://www.phoenixcontact.com/us/products/1115672>

Busbar for the CAPAROC system with 8 slots. For installation on a DIN rail.



Accessories

CAPAROC PM S-R EX - Power module

1344363

<https://www.phoenixcontact.com/us/products/1344363>



CAPAROC E2 12-24DC/1-4A EX - Electronic circuit breaker

1344361

<https://www.phoenixcontact.com/us/products/1344361>



2-channel electronic circuit breaker module for protecting 12 V DC and 24 V DC loads against overload and short circuit. Nominal current adjustable from 1 A to 4 A via step switch. EX e approval for zone 2. For DIN rail installation via the CAPAROC current rails.

CAPAROC E2 12-24DC/2-10A EX - Electronic circuit breaker

1344364

<https://www.phoenixcontact.com/us/products/1344364>



2-channel electronic circuit breaker module for protecting 12 V DC and 24 V DC loads against overload and short circuit. Nominal current adjustable from 2 A to 10 A via step switch. EX e approval for zone 2. For DIN rail installation via the CAPAROC current rails.

CAPAROC PM S-R EX - Power module

1344363

<https://www.phoenixcontact.com/us/products/1344363>



CAPAROC PD 0V - Potential distributors

1110987

<https://www.phoenixcontact.com/us/products/1110987>



Potential distributor with Push-in connections for directly connecting the 0 V return conductor in the CAPAROC system. For DIN rail installation via the CAPAROC current rails.

UC-TM 12 - Marker for terminal blocks

0819194

<https://www.phoenixcontact.com/us/products/0819194>



Marker for terminal blocks, Sheet, white, unlabeled, can be labeled with: BLUEMARK ID COLOR, BLUEMARK ID, BLUEMARK CLED, PLOTMARK, CMS-P1-PLOTTER, mounting type: snapped, for terminal block width: 12 mm, lettering field size: 11.45 x 10.5 mm, Number of individual labels: 40

CAPAROC PM S-R EX - Power module

1344363

<https://www.phoenixcontact.com/us/products/1344363>



UCT-TM 12 - Marker for terminal blocks

0829144

<https://www.phoenixcontact.com/us/products/0829144>



Marker for terminal blocks, Sheet, white, unlabeled, can be labeled with: TOPMARK NEO, TOPMARK LASER, BLUEMARK ID COLOR, BLUEMARK ID, BLUEMARK CLED, THERMOMARK PRIME, THERMOMARK CARD 2.0, THERMOMARK CARD, mounting type: snapped, for terminal block width: 12 mm, lettering field size: 10.8 x 9.6 mm, Number of individual labels: 30

CAPAROC CR EXT20 - Busbar

1115674

<https://www.phoenixcontact.com/us/products/1115674>



Extension busbar with 20 slots for the CAPAROC system. For installation on a DIN rail.

CAPAROC PM S-R EX - Power module

1344363

<https://www.phoenixcontact.com/us/products/1344363>



CAPAROC CR EXT8 - Busbar

1110990

<https://www.phoenixcontact.com/us/products/1110990>



Extension busbar with 8 slots for CAPAROC system. For installation on a DIN rail.

CAPAROC CR EXT4 - Busbar

1110991

<https://www.phoenixcontact.com/us/products/1110991>



Extension busbar with 4 slots for the CAPAROC system. For installation on a DIN rail.

CAPAROC PM S-R EX - Power module

1344363

<https://www.phoenixcontact.com/us/products/1344363>



CAPAROC CR CON - Metal part

1270955

<https://www.phoenixcontact.com/us/products/1270955>



Metal extension rails from connecting CAPAROC initial busbars.

Phoenix Contact 2023 © - all rights reserved

<https://www.phoenixcontact.com>

Phoenix Contact USA
586 Fulling Mill Road
Middletown, PA 17057, United States
(+717) 944-1300
info@phoenixcon.com