

ICS25-C77X12-7035 - Upper part of housing



1019703

<https://www.phoenixcontact.com/us/products/1019703>

Please be informed that the data shown in this PDF document is generated from our online catalog. Please find the complete data in the user documentation. Our general terms of use for downloads are valid.

DIN rail housing, Upper part, closed, width: 25 mm, height: 77.5 mm, depth: 14.35 mm, color: light grey (7035)



Your advantages

- Flexible use, thanks to the modular system and unique modularity in the connection technology
- Standardized connections such as RJ45, USB, D-SUB and antenna sockets as components that can be integrated
- Optimal space utilization, as well as adaptability of design, colors, and printing
- Eight-position DIN rail connectors with parallel and up to two serial contacts for easy module-to-module communication

Commercial data

Item number	1019703
Packing unit	1 pc
Minimum order quantity	10 pc
Sales key	AC09
Product key	ACHAED
GTIN	4055626507248
Weight per piece (including packing)	8.2 g
Weight per piece (excluding packing)	8 g
Customs tariff number	85389099
Country of origin	DE

ICS25-C77X12-7035 - Upper part of housing

1019703

<https://www.phoenixcontact.com/us/products/1019703>

Technical data

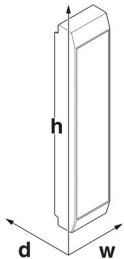
Notes

General	Refer to the data sheet for the range in the download area.
---------	---

Product properties

Product type	Upper housing part
Product family	ICS25
Type	Upper part, closed
Housing type	DIN rail housing
Ventilation openings present	no
Housing series	ICS

Dimensions

Dimensional drawing	
Width	25 mm
Height	77.5 mm
Depth	14.35 mm

PCB design

PCB thickness	1.4 mm ... 1.8 mm
---------------	-------------------

Material specifications

Color	light grey (7035)
Flammability rating according to UL 94	V0
CTI according to IEC 60112	600
Surface characteristics	untreated
Housing material	Polyamide

Environmental and real-life conditions

Vibration test

Specification	IEC 60068-2-6:2007-12
Frequency	10 - 150 - 10 Hz
Sweep speed	1 octave/min
Amplitude	0.15 mm (10 Hz ... 58.1 Hz)
Acceleration	2g (58.1 Hz ... 150 Hz)

ICS25-C77X12-7035 - Upper part of housing



1019703

<https://www.phoenixcontact.com/us/products/1019703>

Test duration per axis	2.5 h
Test directions	X-, Y- and Z-axis

Glow-wire test

Specification	IEC 60695-2-11:2014-02
Temperature	850 °C
Time of exposure	30 s

Thermal stability / ball thrust test

Specification	IEC 60695-10-2:2014-02
Temperature	125 °C
Test duration	1 h
Force	20 N

Mechanical strength / tumbling barrel

Specification	IEC 60068-2-31:2008-05
Height of fall	50 cm
Frequency	50

Shocks

Specification	IEC 60068-2-27:2008-02
Pulse shape	Semi-sinusoidal
Acceleration	15g
Shock duration	11 ms
Number of shocks per direction	3
Test directions	X-, Y- and Z-axis (pos. and neg.)

Test for substances that would hinder coating with paint or varnish

Specification	VDMA 24364:2018-05
Result	Test passed

Degree of protection (IP code)

Specification	IEC 60529:1989-11 + AMD 1:1999-11 + AMD 2:2013-08
Result, degree of protection, IP code	IP20

Ambient conditions

Max. IP code to attain	IP20
Ambient temperature (operation)	-40 °C ... 105 °C (depending on power dissipation)
Ambient temperature (storage/transport)	-40 °C ... 55 °C
Ambient temperature (assembly)	-5 °C ... 100 °C
Relative humidity (storage/transport)	80 %

PCB data

Number of PCB holders	2
Type of PCB mount	Slot
Thickness of the PCB	1.4 mm ... 1.8 mm

ICS25-C77X12-7035 - Upper part of housing



1019703

<https://www.phoenixcontact.com/us/products/1019703>

Mounting

Mounting type	Snap in
Mounting position	Vertical (horizontal DIN rail)

Packaging specifications

Type of packaging	packed in cardboard
Outer packaging type	Carton

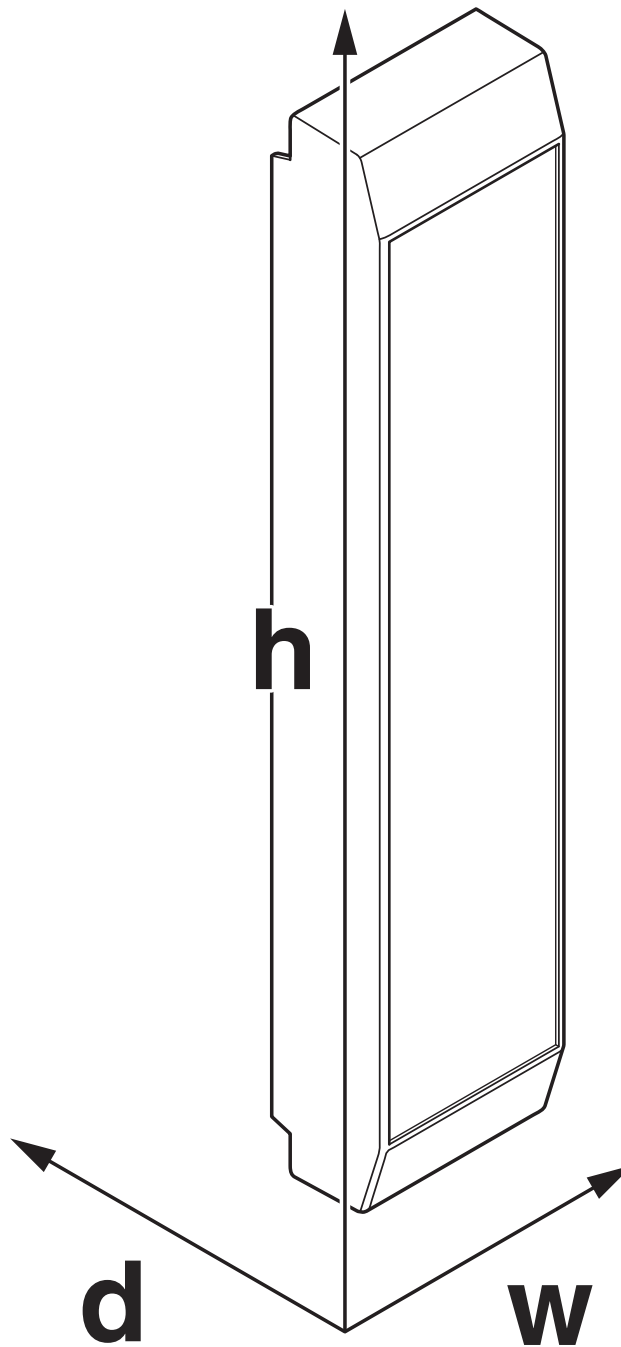
ICS25-C77X12-7035 - Upper part of housing

1019703

<https://www.phoenixcontact.com/us/products/1019703>

Drawings

Dimensional drawing



Schematic figure for illustrating the item dimensions. The figure is not of the desired product. For further details, refer to the product drawings in the "Downloads" tab.

ICS25-C77X12-7035 - Upper part of housing



1019703

<https://www.phoenixcontact.com/us/products/1019703>

Approvals

💡 To download certificates, visit the product detail page: <https://www.phoenixcontact.com/us/products/1019703>



UL Recognized

Approval ID: FILE E 240868

ICS25-C77X12-7035 - Upper part of housing



1019703

<https://www.phoenixcontact.com/us/products/1019703>

Classifications

ECLASS

ECLASS-11.0	27182702
ECLASS-13.0	27190603

ETIM

ETIM 8.0	EC001031
----------	----------

UNSPSC

UNSPSC 21.0	31261500
-------------	----------

ICS25-C77X12-7035 - Upper part of housing



1019703

<https://www.phoenixcontact.com/us/products/1019703>

Environmental product compliance

China RoHS	Environmentally friendly use period: unlimited = EFUP-e
	No hazardous substances above threshold values

ICS25-C77X12-7035 - Upper part of housing

1019703

<https://www.phoenixcontact.com/us/products/1019703>



Accessories

ICS25-B77X75-O-7035 - Mounting base housing

2203876

<https://www.phoenixcontact.com/us/products/2203876>



DIN rail housing, Lower housing part with metal foot catch, width: 25 mm, height: 77.5 mm, depth: 85.8 mm, color: light grey (7035), cross connection: DIN rail connector (optional), number of positions cross connector: 8

ICC25-H/4L5,0-7035 - PCB header

2203902

<https://www.phoenixcontact.com/us/products/2203902>



PCB headers, nominal cross section: 2.5 mm², color: light grey, nominal current: 16 A, rated voltage (III/2): 320 V, contact connection type: Pin, number of potentials: 4, number of rows: 1, number of positions: 4, number of connections: 4, product range: ICC...-H/..L5,0, pitch: 5 mm, mounting: Wave soldering, pin layout: Linear pinning, solder pin [P]: 3.5 mm, number of solder pins per potential: 1, Pin connector pattern alignment: Standard, locking: Snap-in locking, mounting: without, type of packaging: Box packaging, Product with pin output on left side

ICS25-C77X12-7035 - Upper part of housing

1019703

<https://www.phoenixcontact.com/us/products/1019703>

ICC25-H/4R5,0-7035 - PCB header

2203903

<https://www.phoenixcontact.com/us/products/2203903>



PCB headers, nominal cross section: 2.5 mm², color: light grey, nominal current: 16 A, rated voltage (III/2): 320 V, contact connection type: Pin, number of potentials: 4, number of rows: 1, number of positions: 4, number of connections: 4, product range: ICC...-H/..R5,0, pitch: 5 mm, mounting: Wave soldering, pin layout: Linear pinning, solder pin [P]: 3.5 mm, number of solder pins per potential: 1, Pin connector pattern alignment: Standard, locking: Snap-in locking, mounting: without, type of packaging: Box packaging, Product with pin output on right side

PSPT 2,5/ 4-ST KMGY - Printed-circuit board connector

2202344

<https://www.phoenixcontact.com/us/products/2202344>



PCB connector, nominal cross section: 2.5 mm², color: light grey, nominal current: 16 A, rated voltage (III/2): 300 V, contact surface: Tin, contact connection type: Socket, number of potentials: 4, number of rows: 1, number of positions: 4, number of connections: 4, product range: PSPT 2,5/..-ST, pitch: 5 mm, connection method: Push-in spring connection, conductor/PCB connection direction: 0 °, locking clip: - Locking clip, locking: without, mounting: without, type of packaging: packed in cardboard, Color of the spring lever: orange

ICS25-C77X12-7035 - Upper part of housing

1019703

<https://www.phoenixcontact.com/us/products/1019703>



MSTBT 2,5 HC/ 4-STP GY7035 - Printed-circuit board connector

2200332

<https://www.phoenixcontact.com/us/products/2200332>



PCB connector, nominal cross section: 2.5 mm², color: light grey, nominal current: 16 A, rated voltage (III/2): 320 V, contact surface: Tin, contact connection type: Socket, number of rows: 1, number of positions: 4, product range: MSTBT 2,5 HC/...-STP, pitch: 5 mm, connection method: Screw connection with tension sleeve, conductor/PCB connection direction: 0 °, locking clip: - Locking clip, plug-in system: COMBICON MSTB 2,5 HC, locking: without, mounting: without

ICS25-F22S-7035 - Connection plate

2203890

<https://www.phoenixcontact.com/us/products/2203890>



DIN rail housing, ICS filler, closed, width: 25 mm, height: 7.25 mm, depth: 22.4 mm, color: light grey (7035)

ICS25-C77X12-7035 - Upper part of housing

1019703

<https://www.phoenixcontact.com/us/products/1019703>



ICS25-F45S-7035 - Connection plate

2203891

<https://www.phoenixcontact.com/us/products/2203891>

DIN rail housing, ICS filler, closed, width: 25 mm, height: 7.25 mm, depth: 44.9 mm, color: light grey (7035)



ICS25-F22V-7035 - Connection plate

1079495

<https://www.phoenixcontact.com/us/products/1079495>

DIN rail housing, ICS filler, with vents, width: 25 mm, height: 7.25 mm, depth: 22.4 mm, color: light grey (7035)



ICS25-C77X12-7035 - Upper part of housing

1019703

<https://www.phoenixcontact.com/us/products/1019703>



ICS25-F45V-7035 - Connection plate

1079492

<https://www.phoenixcontact.com/us/products/1079492>

DIN rail housing, ICS filler, with vents, width: 25 mm, height: 7.25 mm, depth: 44.9 mm, color: light grey (7035)



ICS25-F22J-7035 - Connection plate

2203895

<https://www.phoenixcontact.com/us/products/2203895>

DIN rail housing, ICS filler, with RJ45 function cutout, width: 25 mm, height: 7.25 mm, depth: 22.4 mm, color: light grey (7035)



ICS25-C77X12-7035 - Upper part of housing

1019703

<https://www.phoenixcontact.com/us/products/1019703>



ICS25-F22U-7035 - Connection plate

1053046

<https://www.phoenixcontact.com/us/products/1053046>

DIN rail housing, ICS filler, with USB function cutout, width: 25 mm, height: 7.25 mm, depth: 22.4 mm, color: light grey (7035)



ICS25-F22A-7035 - Connection plate

2203894

<https://www.phoenixcontact.com/us/products/2203894>

DIN rail housing, ICS filler, with antenna function cutout, width: 25 mm, height: 7.25 mm, depth: 22.4 mm, color: light grey (7035)



ICS25-C77X12-7035 - Upper part of housing

1019703

<https://www.phoenixcontact.com/us/products/1019703>



ICS25-F45D15-7035 - Connection plate

2203896

<https://www.phoenixcontact.com/us/products/2203896>

DIN rail housing, ICS filler, with D-SUB 15 function cutout, width: 25 mm, height: 7.25 mm, depth: 44.9 mm, color: light grey (7035)




TBUS8-25,0-PPPPPPPP-7035 - DIN rail bus connectors

2202891

<https://www.phoenixcontact.com/us/products/2202891>

DIN rail connector, color: light grey, nominal current: 6 A (parallel contacts), rated voltage (III/2): 32 V, number of positions: 8, pitch: 2.54 mm, mounting: DIN rail mounting, locking: without, mounting: without, type of packaging: packed in cardboard, Item with gold-plated contacts, bus connectors for connecting with electronics housings, 8 parallel contacts



ICS25-C77X12-7035 - Upper part of housing




1019703

<https://www.phoenixcontact.com/us/products/1019703>

TBUS8-25,0-PPPPPPPS-7035 - DIN rail bus connectors

2202890

<https://www.phoenixcontact.com/us/products/2202890>




DIN rail connector, color: light grey, nominal current: 6 A, 4 A (parallel contacts) (Serial contacts), rated voltage (III/2): 32 V, number of positions: 8, pitch: 2.54 mm, mounting: DIN rail mounting, locking: without, mounting: without, type of packaging: packed in cardboard, Item with gold-plated contacts, bus connectors for connecting with electronics housings, 7 parallel contacts/1 serial contact

TBUS8-25,0-PPPPPPSS-7035 - DIN rail bus connectors

2202895

<https://www.phoenixcontact.com/us/products/2202895>



DIN rail connector, color: light grey, nominal current: 6 A, 4 A (parallel contacts) (Serial contacts), rated voltage (III/2): 32 V, number of positions: 8, pitch: 2.54 mm, mounting: DIN rail mounting, locking: without, mounting: without, type of packaging: packed in cardboard, Item with gold-plated contacts, bus connectors for connecting with electronics housings, 6 parallel contacts/2 serial contacts

Phoenix Contact 2023 © - all rights reserved
<https://www.phoenixcontact.com>

Phoenix Contact USA
586 Fulling Mill Road
Middletown, PA 17057, United States
(+717) 944-1300
info@phoenixcon.com