

Please be informed that the data shown in this PDF document is generated from our online catalog. Please find the complete data in the user documentation. Our general terms of use for downloads are valid.



Installation connector, Range of articles: PRC 35, Coupler connector, design: Release with tool or by hand (see accessories), housing material: PPE, color: black, number of positions: 5, min. conductor cross section: 1.5 mm², max. conductor cross section: 6 mm², rated voltage: 690 V AC, rated current: 35 A, Connection method: Screw connection, Contact connection type: Socket, min. cable diameter: 16 mm, max. cable diameter: 21 mm. Variant for manual release

Your advantages

- Up to 75% smaller in size than industrial connectors with the same rating
- Locking mechanism can be unlocked manually or using a tool
- Suitable for applications in atmospheres containing salt and in direct sunlight
- Ideal for indoor and outdoor use due to weatherproof materials

Commercial data

Item number	1017626
Packing unit	1 pc
Minimum order quantity	1 pc
Note	Made to order (non-returnable)
Sales key	AB03
Product key	ABLCBA
GTIN	4055626501277
Weight per piece (including packing)	89.9 g
Weight per piece (excluding packing)	89.9 g
Customs tariff number	85366990
Country of origin	PL

Technical data

Notes

General	Variant for manual release
Safety note	
Safety note	<ul style="list-style-type: none"> • WARNING: Commission properly functioning products only. The products must be regularly inspected for damage. Decommission defective products immediately. Replace damaged products. Repairs are not possible. • WARNING: Only electrically qualified personnel may install and operate the product. They must observe the following safety notes. The qualified personnel must be familiar with the basics of electrical engineering. They must be able to recognize and prevent danger. The relevant symbol on the packaging indicates that only personnel familiar with electrical engineering are allowed to install and operate the product. <p>WARNING: The connectors may not be plugged in or disconnected under load. Ignoring the warning or improper use may damage persons and/or property.</p> <ul style="list-style-type: none"> • Assembled products may not be manipulated or improperly opened. • Only use mating connectors that are specified in the technical data of the standards listed (e.g. the ones listed in the product accessories online at phoenixcontact.com/products). • When using the product in direct connection with third-party manufacturers, the user is responsible. • For operating voltages > 50 V AC, conductive connector housings must be grounded • Ensure that the protective or functional ground has been properly connected. • VDE 0100/1.97 § 411.1.3.2 and DIN EN 60 204/11.98 § 14.1.3 are applicable when combining several circuits in a cable and/or connector • Observe the corresponding technical data. You will find information: <ul style="list-style-type: none"> o On the product o On the packing label o In the supplied documentation o Online at phoenixcontact.com/products under the product • Only use tools recommended by Phoenix Contact • The installation notes/Design In documents online on the download page at phoenixcontact.com/products must be observed for this product. • Use a protective cap to protect connectors that are not in use. The suitable accessories are available online in the accessory section of the product at phoenixcontact.com/products • Operate the connector only when it is fully plugged in. • Operate the connector only when it is fully plugged in and interlocked. • Ensure that when laying the cable, the tensile load on the connectors does not exceed the upper limit specified in the standards.

PRC 5-FC-FS6 16-21 HR - Coupler connector



1017626

<https://www.phoenixcontact.com/us/products/1017626>

- Observe the minimum bending radius of the cable. Lay the cable without twisting it.
- The connector warms up in normal operation. Depending on the ambient conditions, the surface of the connector can continue to warm up. In this case, the user is responsible for posting warnings (e.g. DIN EN ISO 13732-1:2008-12).

Product properties

Type	Release with tool or by hand (see accessories)
Product type	Installation connector
Product family	PRC 35
Number of positions	5
Connection profile	4+PE
Coding	AD

Insulation characteristics

Protection class	II
Degree of pollution	2

Electrical properties

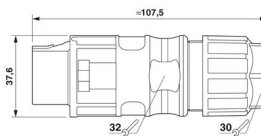
Rated voltage (III/2)	690 V
Nominal voltage ATD	690 V AC in accordance with IEC 61984
	600 V AC In accordance with UL 2238
Rated surge voltage (III/2)	8 kV
Rated current	35 A (With 6 mm ² conductor cross section in accordance with IEC 61984)
	28 A (with AWG 10, in accordance with UL 2237)

Connection data

Conductor connection

Conductor cross section	1.5 mm ² ... 6 mm ²
-------------------------	---

Dimensions

Dimensional drawing	
Width	37.6 mm
Height	37.6 mm
Length	107.5 mm

Connector

Pull-out-force	175 N ±50 N
----------------	-------------

Cable/line

PRC 5-FC-FS6 16-21 HR - Coupler connector



1017626

<https://www.phoenixcontact.com/us/products/1017626>

External cable diameter ()	16 mm ... 21 mm
External cable diameter	16 mm ... 21 mm
Single wire, cross section	1.5 mm ² 6 mm ²
Stripping length of the individual wire	12 mm (Lay PE conductor 8 mm leading)

Mechanical properties

Mechanical data

Insertion/withdrawal cycles	2000
Insertion force	40 N ±10 N

Environmental and real-life conditions

Ambient conditions

Degree of protection (when plugged in)	IP66 / IP68 (2m / 24h) / IP69K
Degree of protection	IP66 / IP68 (2m / 24h) / IP69K
	IP66 / IP68 (2m / 24h) / IP69K
Ambient temperature (operation)	-40 °C ... 105 °C (dependent on the derating curve)

Mounting

Connection method	Screw connection
-------------------	------------------

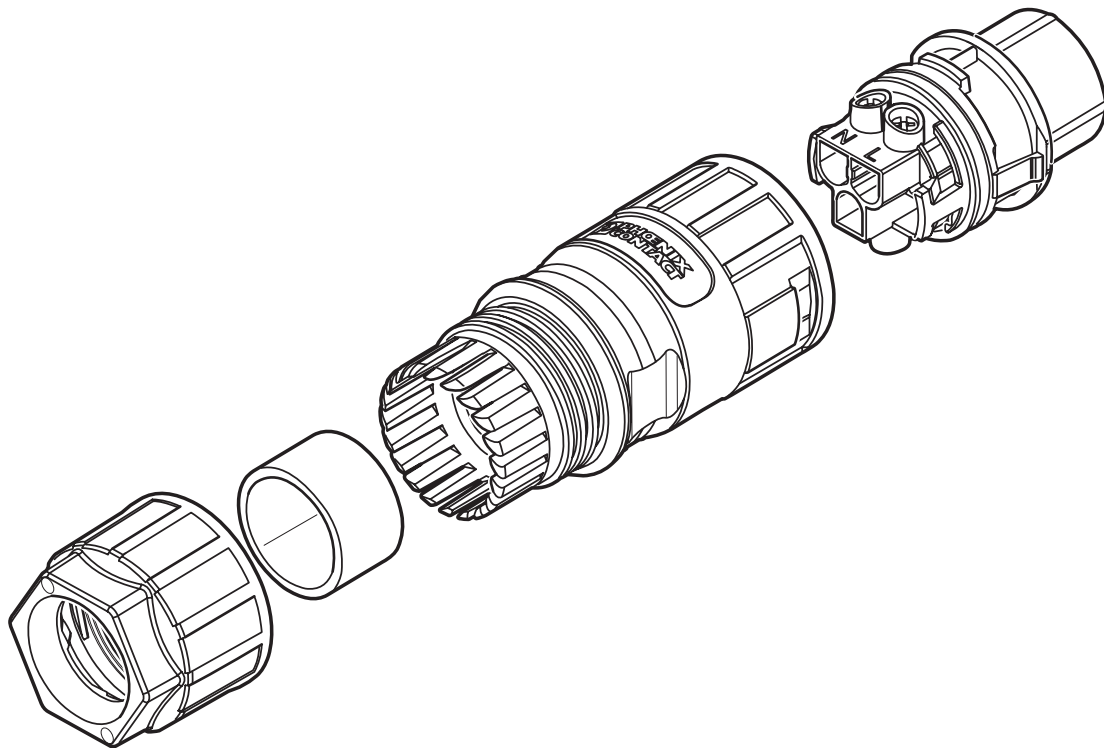
PRC 5-FC-FS6 16-21 HR - Coupler connector

1017626

<https://www.phoenixcontact.com/us/products/1017626>

Drawings

Schematic diagram



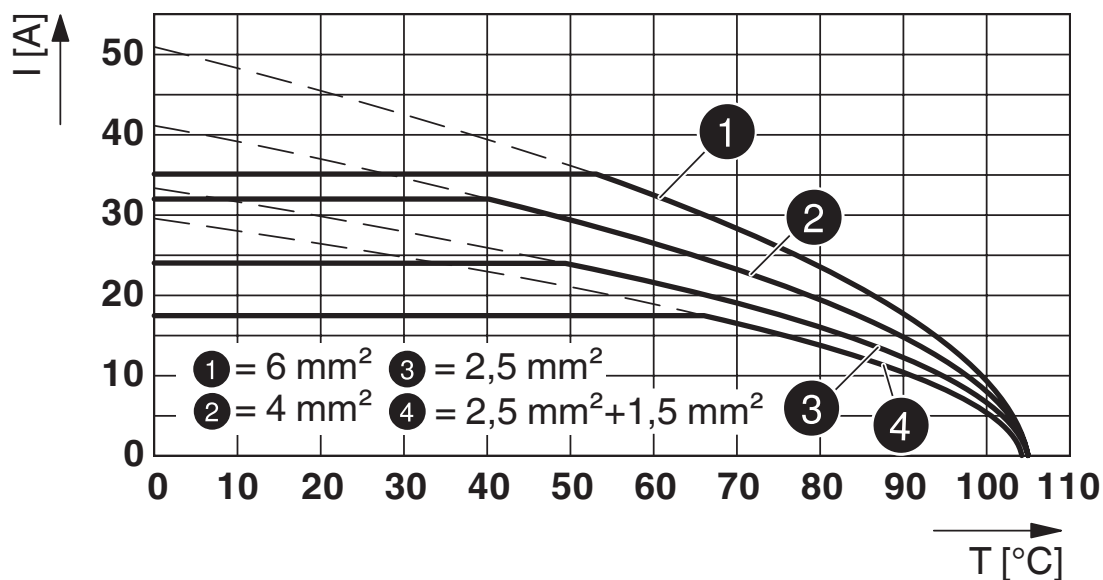
Schematic design

PRC 5-FC-FS6 16-21 HR - Coupler connector

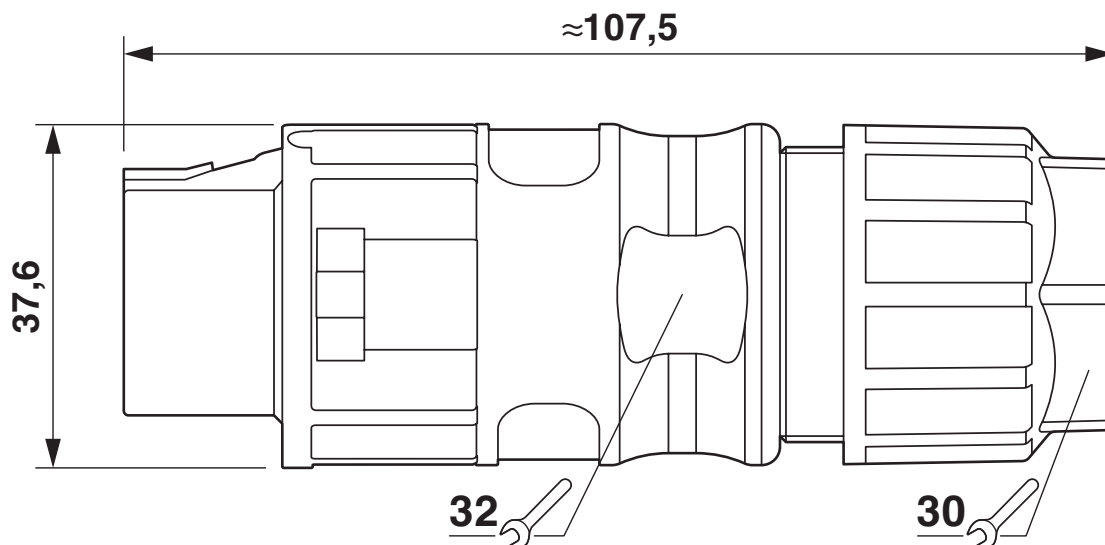
1017626

<https://www.phoenixcontact.com/us/products/1017626>

Diagram



Dimensional drawing



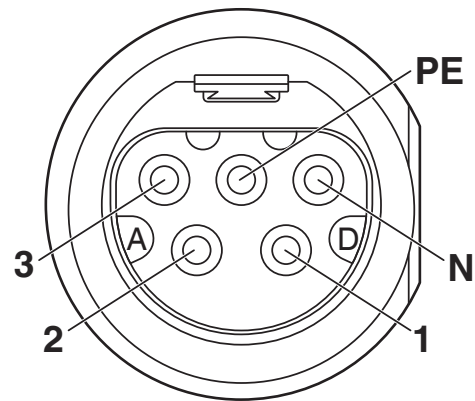
PRC 5-FC-FS6 16-21 HR - Coupler connector

1017626

<https://www.phoenixcontact.com/us/products/1017626>



Schematic diagram



Connector pin assignment

PRC 5-FC-FS6 16-21 HR - Coupler connector



1017626

<https://www.phoenixcontact.com/us/products/1017626>

Classifications

ECLASS

ECLASS-11.0	27440102
-------------	----------

ETIM

ETIM 8.0	EC002635
----------	----------

UNSPSC

UNSPSC 21.0	39121400
-------------	----------

PRC 5-FC-FS6 16-21 HR - Coupler connector



1017626

<https://www.phoenixcontact.com/us/products/1017626>

Accessories

PRC COVER F - Protective cap

1409236

<https://www.phoenixcontact.com/us/products/1409236>



Installation connector, Range of articles: PRC 35, Protective cap, housing material: PPE, color: black, rated voltage: 1000. Suitable for couplings (FS)

SZF 1-0,6X3,5 - Screwdriver

1204517

<https://www.phoenixcontact.com/us/products/1204517>



Actuation tool, for ST terminal blocks, also suitable for use as a bladed screwdriver, size: 0.6 x 3.5 x 100 mm, 2-component grip, with non-slip grip

PRC 5-FC-FS6 16-21 HR - Coupler connector



1017626

<https://www.phoenixcontact.com/us/products/1017626>

PRC FC RELEASE LATCH GY - Color-coding

1002292

<https://www.phoenixcontact.com/us/products/1002292>



Installation connector, Range of articles: PRC 35, Color-coding, housing material: PA 6.6-FR. If you are using the release latch, then the PRC approvals in accordance with IEC 61535 and 2PFG 1915 are not required

PRC FC RELEASE LATCH GN - Color-coding

1002290

<https://www.phoenixcontact.com/us/products/1002290>



Installation connector, Range of articles: PRC 35, Color-coding, housing material: PA 6.6-FR. If you are using the release latch, then the PRC approvals in accordance with IEC 61535 and 2PFG 1915 are not required

PRC 5-FC-FS6 16-21 HR - Coupler connector

1017626

<https://www.phoenixcontact.com/us/products/1017626>



PRC FC RELEASE LATCH BU - Color-coding

1002293

<https://www.phoenixcontact.com/us/products/1002293>



Installation connector, Range of articles: PRC 35, Color-coding, housing material: PA 6.6-FR. If you are using the release latch, then the PRC approvals in accordance with IEC 61535 and 2PfG 1915 are not required

SZF 0-0,4X2,5 - Screwdriver

1204504

<https://www.phoenixcontact.com/us/products/1204504>



Actuation tool, for ST terminal blocks, also suitable for use as a bladed screwdriver, size: 0.4 x 2.5 x 75 mm, 2-component grip, with non-slip grip

PRC 5-FC-FS6 16-21 HR - Coupler connector

1017626

<https://www.phoenixcontact.com/us/products/1017626>



SF-PH 1-80 S-VDE - Screwdriver

1212693

<https://www.phoenixcontact.com/us/products/1212693>



Screwdriver, crosshead PH (lasered), insulated, size: PH 1 x 80, 2-component handle, with non-slip grip

UNIFOX-WRENCH - Screw pliers

1212835

<https://www.phoenixcontact.com/us/products/1212835>



Screw pliers, with fast adjustment, for wrench size 10 mm ... 36 mm, size: 260 mm

PRC 5-FC-FS6 16-21 HR - Coupler connector



1017626

<https://www.phoenixcontact.com/us/products/1017626>

PRC 5-FC-MS6 8-21 - Connector

1014530

<https://www.phoenixcontact.com/us/products/1014530>



Installation connector, Range of articles: PRC 35, Connector, design: Release with tool or by hand (see accessories), housing material: PPE, color: black, number of positions: 5, min. conductor cross section: 1.5 mm², max. conductor cross section: 6 mm², rated voltage: 690 V AC, rated current: 35 A, Connection method: Screw connection, Contact connection type: Pin, min. cable diameter: 8 mm, max. cable diameter: 21 mm. Ensures touch protection

Phoenix Contact 2023 © - all rights reserved

<https://www.phoenixcontact.com>

Phoenix Contact USA
586 Fulling Mill Road
Middletown, PA 17057, United States
(+717) 944-1300
info@phoenixcon.com