


UBAL 240 BN - High-current terminal block



1086509

<https://www.phoenixcontact.com/us/products/1086509>

Please be informed that the data shown in this PDF document is generated from our online catalog. Please find the complete data in the user documentation. Our general terms of use for downloads are valid.



High-current terminal block, nom. voltage: 1000 V, nominal current: 380 A, number of connections: 2, number of positions: 1, connection method: Screw connection, Rated cross section: 240 mm², cross section: 35 mm² - 240 mm², Rated cross section: 240 mm², cross section: 35 mm² - 240 mm², mounting type: Screw mounting, color: brown

Your advantages

- Tailor-made screw connection for multi-stranded aluminum conductors and copper wires
- Maintenance-free terminal points that are greased beforehand simplify the connection of aluminum conductors
- Extremely robust housing made from fiberglass-reinforced polyamide with V0 approval
- The special design of the UBAL enables the simultaneous connection of aluminum and copper conductors in various connections

Commercial data

Item number	1086509
Packing unit	1 pc
Minimum order quantity	5 pc
Sales key	BE13
Product key	BE1311
Catalog page	Page 585 (C-1-2019)
GTIN	4055626879345
Weight per piece (including packing)	278.1 g
Weight per piece (excluding packing)	278.1 g
Customs tariff number	85369010
Country of origin	EE

UBAL 240 BN - High-current terminal block



1086509

<https://www.phoenixcontact.com/us/products/1086509>

Technical data

Notes

General	Terminal block for aluminum and copper conductors (AL-CU)
General	
Note	We recommend using ferrules when using flexible conductor.

Product properties

Product type	Feed-through terminal block
Number of positions	1
Number of connections	2
Number of rows	1
Potentials	1

Insulation characteristics

Overvoltage category	III
Degree of pollution	3

Electrical properties

Rated surge voltage	8 kV
Maximum power dissipation for nominal condition	13.78 W

Connection data

Nominal cross section	240 mm ²
-----------------------	---------------------

Aluminum conductor

Screw thread	M20
Note	Screws with hexagonal socket
	The following values apply to aluminum conductors
	The values for aluminum conductors relate to rigid and multi-stranded conductors in accordance with EN 60228. Application notes on connecting aluminum conductors can be found in the download area.
Tightening torque	12 ... 45 Nm
Stripping length	43 mm
Connection in acc. with standard	IEC 61238-1
Conductor cross section rigid	35 mm ² ... 240 mm ²
Cross section AWG	3/0 ... 500 (converted acc. to IEC)
Nominal current	380 A
Maximum load current	380 A (with 240 mm ² conductor cross section – test current in accordance with IEC 61238-1)
Nominal voltage	1000 V
Nominal cross section	240 mm ²

Copper conductor

Note	The following values apply to copper wires
------	--

UBAL 240 BN - High-current terminal block



1086509

<https://www.phoenixcontact.com/us/products/1086509>

	Flexible conductors, class 5, in accordance with EN 60228.
Tightening torque	12 ... 45 Nm
Stripping length	43 mm
Connection in acc. with standard	IEC 60947-7-1
Conductor cross section rigid	35 mm ² ... 240 mm ²
Cross section AWG	3/0 ... 500 (converted acc. to IEC)
Conductor cross section flexible	150 mm ² ... 185 mm ²
Conductor cross-section flexible (ferrule without plastic sleeve)	35 mm ² ... 185 mm ²
Flexible conductor cross section (ferrule with plastic sleeve)	35 mm ² ... 185 mm ²
2 conductors with same cross section, flexible	35 mm ² ... 70 mm ²
Nominal current	415 A
Maximum load current	415 A (with 240 mm ² conductor cross section)
Nominal voltage	1000 V
Nominal cross section	240 mm ²

Dimensions

Width	37.5 mm
Height	130 mm
Depth	70 mm
Hole diameter	3.22 mm

Material specifications

Color	brown
Flammability rating according to UL 94	V0
Insulating material group	II
Insulating material	PA
Relative insulation material temperature index (Elec., UL 746 B)	550 °C

Electrical tests

Surge voltage test

Test voltage setpoint	8 kV
Result	Test passed

Temperature-rise test

Requirement temperature-rise test	Increase in temperature ≤ 45 K
Result	Test passed
Short-time withstand current 250 mm ²	28.8 kA
Result	Test passed

Power-frequency withstand voltage

Test voltage setpoint	2.2 kV
Result	Test passed

Mechanical properties

UBAL 240 BN - High-current terminal block



1086509

<https://www.phoenixcontact.com/us/products/1086509>

Mechanical data

Open side panel	No
-----------------	----

Mechanical tests

Mechanical strength

Result	Test passed
--------	-------------

Attachment on the carrier

DIN rail/fixing support	NS 35
Test force setpoint	20 N
Result	Test passed

Environmental and real-life conditions

Needle-flame test

Time of exposure	10 s
Result	Test passed

Oscillation/broadband noise

Specification	DIN EN 50155 (VDE 0115-200):2018-05
Spectrum	Service life test category 2, bogie-mounted
Frequency	$f_1 = 5 \text{ Hz}$ to $f_2 = 250 \text{ Hz}$
ASD level	$6.12 \text{ (m/s}^2\text{)}^2/\text{Hz}$
Acceleration	3.12g
Test duration per axis	5 h
Test directions	X-, Y- and Z-axis
Result	Test passed

Shocks

Pulse shape	Half-sine
Acceleration	30g
Shock duration	18 ms
Number of shocks per direction	3
Test directions	X-, Y- and Z-axis (pos. and neg.)
Result	Test passed

Standards and regulations

Connection in acc. with standard	IEC 61238-1
	IEC 60947-7-1

Mounting

Mounting type	Screw mounting
---------------	----------------

UBAL 240 BN - High-current terminal block

1086509

<https://www.phoenixcontact.com/us/products/1086509>



Drawings

Circuit diagram



UBAL 240 BN - High-current terminal block



1086509

<https://www.phoenixcontact.com/us/products/1086509>

Classifications

ECLASS

ECLASS-11.0	27141120
ECLASS-13.0	27250101

ETIM

ETIM 8.0	EC000897
----------	----------

UNSPSC

UNSPSC 21.0	39121400
-------------	----------

UBAL 240 BN - High-current terminal block



1086509

<https://www.phoenixcontact.com/us/products/1086509>

Environmental product compliance

China RoHS	Environmentally friendly use period: unlimited = EFUP-e
	No hazardous substances above threshold values

UBAL 240 BN - High-current terminal block



1086509

<https://www.phoenixcontact.com/us/products/1086509>

Accessories

CEC UBAL 240 - Cover plate

1090037

<https://www.phoenixcontact.com/us/products/1090037>



Cover plate, color: yellow

UCT-TM 12 - Marker for terminal blocks

0829144

<https://www.phoenixcontact.com/us/products/0829144>



Marker for terminal blocks, Sheet, white, unlabeled, can be labeled with: TOPMARK NEO, TOPMARK LASER, BLUEMARK ID COLOR, BLUEMARK ID, BLUEMARK CLED, THERMOMARK PRIME, THERMOMARK CARD 2.0, THERMOMARK CARD, mounting type: snapped, for terminal block width: 12 mm, lettering field size: 10.8 x 9.6 mm, Number of individual labels: 30

UBAL 240 BN - High-current terminal block

1086509


<https://www.phoenixcontact.com/us/products/1086509>



UCT-TM 12 BU - Marker for terminal blocks

0829177

<https://www.phoenixcontact.com/us/products/0829177>




Marker for terminal blocks, Sheet, blue, unlabeled, can be labeled with: TOPMARK NEO, TOPMARK LASER, BLUEMARK ID COLOR, BLUEMARK ID, BLUEMARK CLED, THERMOMARK PRIME, THERMOMARK CARD 2.0, THERMOMARK CARD, mounting type: snapped, for terminal block width: 12 mm, lettering field size: 10.8 x 9.6 mm, Number of individual labels: 30

UCT-TM 12 GN - Marker for terminal blocks

0829178

<https://www.phoenixcontact.com/us/products/0829178>



Marker for terminal blocks, Sheet, green, unlabeled, can be labeled with: TOPMARK NEO, TOPMARK LASER, BLUEMARK ID COLOR, BLUEMARK ID, BLUEMARK CLED, THERMOMARK PRIME, THERMOMARK CARD 2.0, THERMOMARK CARD, mounting type: snapped, for terminal block width: 12 mm, lettering field size: 10.8 x 9.6 mm, Number of individual labels: 30

UBAL 240 BN - High-current terminal block

1086509

<https://www.phoenixcontact.com/us/products/1086509>



UCT-TM 12 VT - Marker for terminal blocks

0829176

<https://www.phoenixcontact.com/us/products/0829176>



Marker for terminal blocks, Sheet, violet, unlabeled, can be labeled with: TOPMARK NEO, TOPMARK LASER, BLUEMARK ID COLOR, BLUEMARK ID, BLUEMARK CLED, THERMOMARK PRIME, THERMOMARK CARD 2.0, THERMOMARK CARD, mounting type: snap in, for terminal block width: 12 mm, lettering field size: 10.8 x 9.6 mm, Number of individual labels: 30

UCT-TM 12 RD - Marker for terminal blocks

0829174

<https://www.phoenixcontact.com/us/products/0829174>



Marker for terminal blocks, Sheet, red, unlabeled, can be labeled with: TOPMARK NEO, TOPMARK LASER, BLUEMARK ID COLOR, BLUEMARK ID, BLUEMARK CLED, THERMOMARK PRIME, THERMOMARK CARD 2.0, THERMOMARK CARD, mounting type: snapped, for terminal block width: 12 mm, lettering field size: 10.8 x 9.6 mm, Number of individual labels: 30

UBAL 240 BN - High-current terminal block

1086509

<https://www.phoenixcontact.com/us/products/1086509>



UCT-TM 12 OG - Marker for terminal blocks

0829175

<https://www.phoenixcontact.com/us/products/0829175>




Marker for terminal blocks, Sheet, orange, unlabeled, can be labeled with: TOPMARK NEO, TOPMARK LASER, BLUEMARK ID COLOR, BLUEMARK ID, BLUEMARK CLED, THERMOMARK PRIME, THERMOMARK CARD 2.0, THERMOMARK CARD, mounting type: snapped, for terminal block width: 12 mm, lettering field size: 10.8 x 9.6 mm, Number of individual labels: 30

UCT-TM 12 YE - Marker for terminal blocks

0829145

<https://www.phoenixcontact.com/us/products/0829145>



Marker for terminal blocks, Sheet, yellow, unlabeled, can be labeled with: TOPMARK NEO, TOPMARK LASER, BLUEMARK ID COLOR, BLUEMARK ID, BLUEMARK CLED, THERMOMARK PRIME, THERMOMARK CARD 2.0, THERMOMARK CARD, mounting type: snapped, for terminal block width: 12 mm, lettering field size: 10.8 x 9.6 mm, Number of individual labels: 30

UBAL 240 BN - High-current terminal block

1086509

<https://www.phoenixcontact.com/us/products/1086509>



PXC TERMINAL GREASE - Antioxidant

1108540

<https://www.phoenixcontact.com/us/products/1108540>

Antioxidant



Phoenix Contact 2023 © - all rights reserved

<https://www.phoenixcontact.com>

Phoenix Contact USA

586 Fulling Mill Road

Middletown, PA 17057, United States

(+717) 944-1300

info@phoenixcon.com