

CABLE-D15SUB/B/S/HF/S/ 1,0M - Cable



1066600

<https://www.phoenixcontact.com/pc/products/1066600>

Please be informed that the data shown in this PDF document is generated from our online catalog. Please find the complete data in the user documentation. Our general terms of use for downloads are valid.



Assembled, shielded, halogen-free round cable; connection 1: D-SUB socket strip (1x 15-position); connection 2: D-SUB pin strip (1x 15-position); cable length: 1 m

Commercial data

Item number	1066600
Packing unit	1 pc
Minimum order quantity	1 pc
Note	Made to order (non-returnable)
Product key	CK2136
Catalog page	Page 572 (C-5-2019)
GTIN	4055626733807
Weight per piece (including packing)	162.6 g
Weight per piece (excluding packing)	158.1 g
Customs tariff number	85444290
Country of origin	DE

CABLE-D15SUB/B/S/HF/S/ 1,0M - Cable



1066600

<https://www.phoenixcontact.com/pc/products/1066600>

Technical data

Product properties

Product type	System cable
--------------	--------------

Environmental and real-life conditions

Ambient conditions

Degree of protection	IP20
Degree of protection (Installation location)	≥ IP54 (Installation location)
Ambient temperature (operation)	-40 °C ... 70 °C (fixed installation) -10 °C ... 70 °C (flexible installation)
Ambient temperature (storage/transport)	-40 °C ... 80 °C
Altitude	≤ 2000 m

Electrical properties

Operating voltage (AC)	≤ 30 V AC
Operating voltage (DC)	≤ 60 V DC
Nominal operating mode	100% operating factor
Current (Per path)	≤ 2 A (Uncoiled, see derating)

Cable/line

Cable length	1 m
Number of positions	15
Shielded	yes
Conductor type	Assembled, shielded, halogen-free round cable
Conductor structure signal line	14x 0.15 mm
AWG signal line	24
Conductor cross section	15x 0.25 mm ²
Wire diameter incl. insulation	1.2 mm ±0.05 mm
External cable diameter	7.9 mm ±0.5 mm
Outer sheath, material	Halogen-free sheath
External sheath, color	gray
Conductor material	Bare Cu litz wires
Cable resistance	≤ 80 Ω/km (at 20 °C)
Insulation resistance	≥ 20 MΩ*km (at 20 °C)
Smallest bending radius, fixed installation	67 mm
Smallest bending radius, movable installation	126 mm
Max. bending cycles	5000 (at a radius of ≥ 15x outside diameter)
Halogen-free	yes
Flame resistance	IEC 60332-1-2 (raw cable) VDE 0842, Part 332-1-2 (raw cable) IEC 60332-3-22 (raw cable)
Resistance to oil	can withstand occasional splashes (raw cable)

CABLE-D15SUB/B/S/HF/S/ 1,0M - Cable



1066600

<https://www.phoenixcontact.com/pc/products/1066600>

color code

D-SUB15 (1)	D-SUB15 (1) = white
D-SUB15 (2)	D-SUB15 (2) = brown
D-SUB15 (3)	D-SUB15 (3) = green
D-SUB15 (4)	D-SUB15 (4) = yellow
D-SUB15 (5)	D-SUB15 (5) = gray
D-SUB15 (6)	D-SUB15 (6) = pink
D-SUB15 (7)	D-SUB15 (7) = blue
D-SUB15 (8)	D-SUB15 (8) = red
D-SUB15 (9)	D-SUB15 (9) = black
D-SUB15 (10)	D-SUB15 (10) = violet
D-SUB15 (11)	D-SUB15 (11) = gray-pink
D-SUB15 (12)	D-SUB15 (12) = red-blue
D-SUB15 (13)	D-SUB15 (13) = white-green
D-SUB15 (14)	D-SUB15 (14) = brown-green
D-SUB15 (15)	D-SUB15 (15) = white-yellow

Connection data

Connection 1

Connection in acc. with standard	IEC 60807-2
	DIN 41652
Connection method	D-SUB socket strip
Screw thread	UNC 4-40
Number of connections	1
Number of positions	15
Tightening torque	0.2 Nm
Insertion/withdrawal cycles	> 200
Pitch	2.74 mm

Connection 2

Connection in acc. with standard	IEC 60807-2
	DIN 41652
Connection method	D-SUB pin strip
Screw thread	UNC 4-40
Number of connections	1
Number of positions	15
Tightening torque	0.2 Nm
Insertion/withdrawal cycles	> 200
Pitch	2.74 mm

Notes

General	For proper use, the specifications of the installation directive (see Downloads) must be observed. For applications or use with third-party products, the specifications, and the safety and warning
---------	--

CABLE-D15SUB/B/S/HF/S/ 1,0M - Cable

1066600

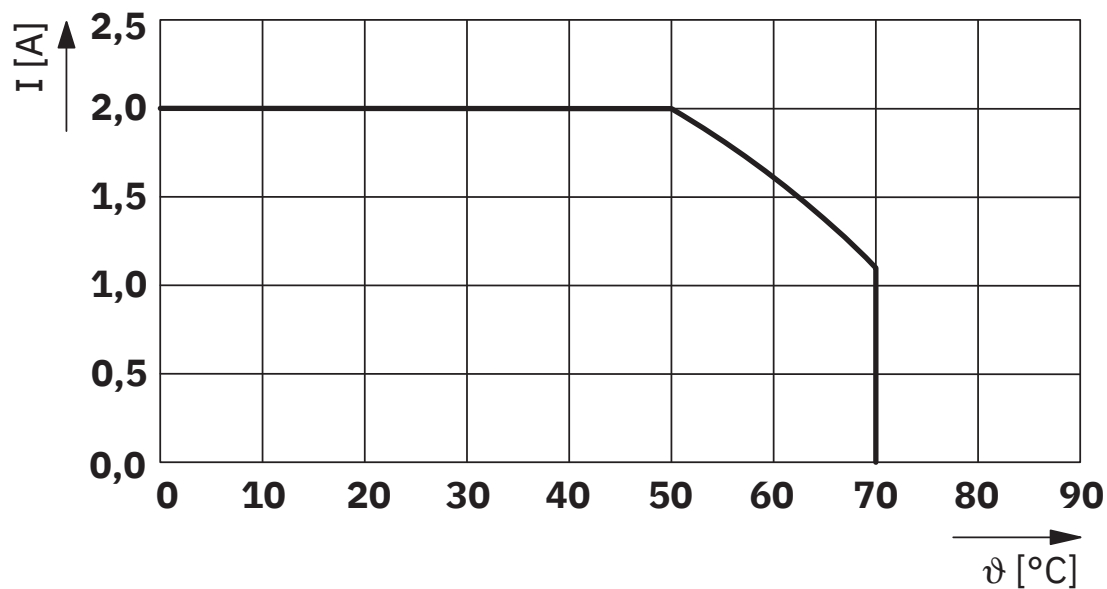
<https://www.phoenixcontact.com/pc/products/1066600>



instructions of the respective third-party manufacturer must also be met.

Drawings

Diagram



Maximum permissible current per path in uncoiled state

CABLE-D15SUB/B/S/HF/S/ 1,0M - Cable




1066600


<https://www.phoenixcontact.com/pc/products/1066600>

Approvals

To download certificates, visit the product detail page: <https://www.phoenixcontact.com/pc/products/1066600>

	CSA Approval ID: 70002966			
	Nominal voltage U _N	Nominal current I _N	Cross section AWG	Cross section mm ²
	125 V	1 A	-	-

	cUL Recognized Approval ID: FILE E 238705			
	Nominal voltage U _N	Nominal current I _N	Cross section AWG	Cross section mm ²
	125 V	1 A	-	-

	UL Recognized Approval ID: FILE E 238705			
	Nominal voltage U _N	Nominal current I _N	Cross section AWG	Cross section mm ²
	125 V	1 A	-	-

	EAC Approval ID: RU*-DE.HB*35.B00385			

cULus Recognized				
-------------------------	--	--	--	--

CABLE-D15SUB/B/S/HF/S/ 1,0M - Cable



1066600

<https://www.phoenixcontact.com/pc/products/1066600>

Classifications

ECLASS

ECLASS-11.0	27242220
ECLASS-12.0	27242220
ECLASS-13.0	27242220

ETIM

ETIM 8.0	EC000237
----------	----------

UNSPSC

UNSPSC 21.0	26121600
-------------	----------

CABLE-D15SUB/B/S/HF/S/ 1,0M - Cable



1066600

<https://www.phoenixcontact.com/pc/products/1066600>

Environmental product compliance

REACH SVHC	Lead 7439-92-1
China RoHS	Environmentally Friendly Use Period = 50 years
	For information on hazardous substances, refer to the manufacturer's declaration available under "Downloads"

CABLE-D15SUB/B/S/HF/S/ 1,0M - Cable

1066600

<https://www.phoenixcontact.com/pc/products/1066600>



Accessories

KME - Cable marker carrier

0807083

<https://www.phoenixcontact.com/pc/products/0807083>



Cable marker carrier, white, unlabeled, mounting type: Assembly with cable ties, cable diameter: > 5 mm, lettering field size: 20 x 8 mm

Phoenix Contact 2023 © - all rights reserved

<https://www.phoenixcontact.com>

PHOENIX CONTACT GmbH & Co. KG

Flachsmarktstraße 8

D-32825 Blomberg

+49 (0) 5235-3 00

info@phoenixcontact.com