



**MPL4700 - MPL4703**  
**CONTROL DEVICES - MMSM PIN**  
**AND LIMITER DIODES**  
**RoHS Compliant**

**GENERAL DESCRIPTION**

This series of surface mount PIN and Limiter diodes utilize new and unique monolithic MMSM technology. The technology is a package/device integration accomplished at the wafer fabrication level. Since the cathode and anode interconnections utilize precision photolithographic techniques rather than wire bonds, parasitic package inductance is tightly controlled. The package parasitics provide smooth non-resonant functionality through X Band. This series of devices meets RoHS requirements per EU Directive 2002/95/EC.

**APPLICATIONS**

The MPL4700 series of Limiter diodes are design for low to medium power receiver protection. The typical leakage output power for the MPL4701 is +20 dbm versus +24 dbm for the MPL4700. The MPL4702 is optimized for MRI surface coil applications.

Receiver protection circuitry frequently requires the antiparallel installation of 2 diodes. Microchip added antiparallel versions (-406 style) of our standard (-206 style) configurations. GC4702 and GC4703 – 406.

**KEY FEATURES**

- Up to 10W incident RF power handling
- Antiparallel configuration available
- Low parasitics
- $L_P = 0.02nH$  Typical
- $C_P = 0.04pF$  Typical
- Broadband Performance through X-Band
- Available on Tape & Reel or on Film Frame for pick & place
- Small, SOD 323 Footprint
- RoHS Compliant <sup>1</sup>

1- These devices are supplied with gold terminations.

**APPLICATION/BENEFITS**

- Receiver protection circuits
- Broadband Switching
- Economy Switching
- RF Attenuators
- MRI

**ABSOLUTE MAXIMUM RATINGS @ 25°C**

Rating	Symbol	Value	Unit
Maximum Leakage Current @80% of minimum Rated $V_B$	$I_R$	0.5	$\mu A$
Operating Temperature	$T_{OP}$	-55 to +150	°C
Storage Temperature	$T_{STG}$	-65 to +150	°C

For the most current data, consult MICROCHIP's website: [www.MICROCHIP.com](http://www.MICROCHIP.com)  
 Specifications are subject to change, consult the RFIS factory at (978) 442-5600 for the latest information.



**MPL4700 - MPL4703**  
 CONTROL DEVICES - MMSM PIN  
 AND LIMITER DIODES  
 RoHS Compliant

**DEVICE ELECTRICAL PARAMETERS AT 25°C**

Model Number	Package Style	$V_B$ (V) $I_R=10\mu A$ (Min)	$C_T$ (pF) <sup>1</sup> @-10V (Max)	$R_S$ ( $\Omega$ ) <sup>2</sup> @1mA (Typ)	$R_S$ ( $\Omega$ ) <sup>2</sup> @10mA (Max)	$V_F$ $I_f = 100\mu A$ (Min)
MPL4700	206	25	0.15	4	2.0 <sup>a</sup>	-
MPL4701	206	15	0.20	6	2.5 <sup>a</sup>	-
MPL4702	406	50 <sup>b</sup>	3.0 <sup>c</sup>	12	2.0 <sup>a</sup>	0.45
MPL4703	406	25 <sup>b</sup>	0.3 <sup>c</sup>	6	3.0 <sup>a</sup>	0.60

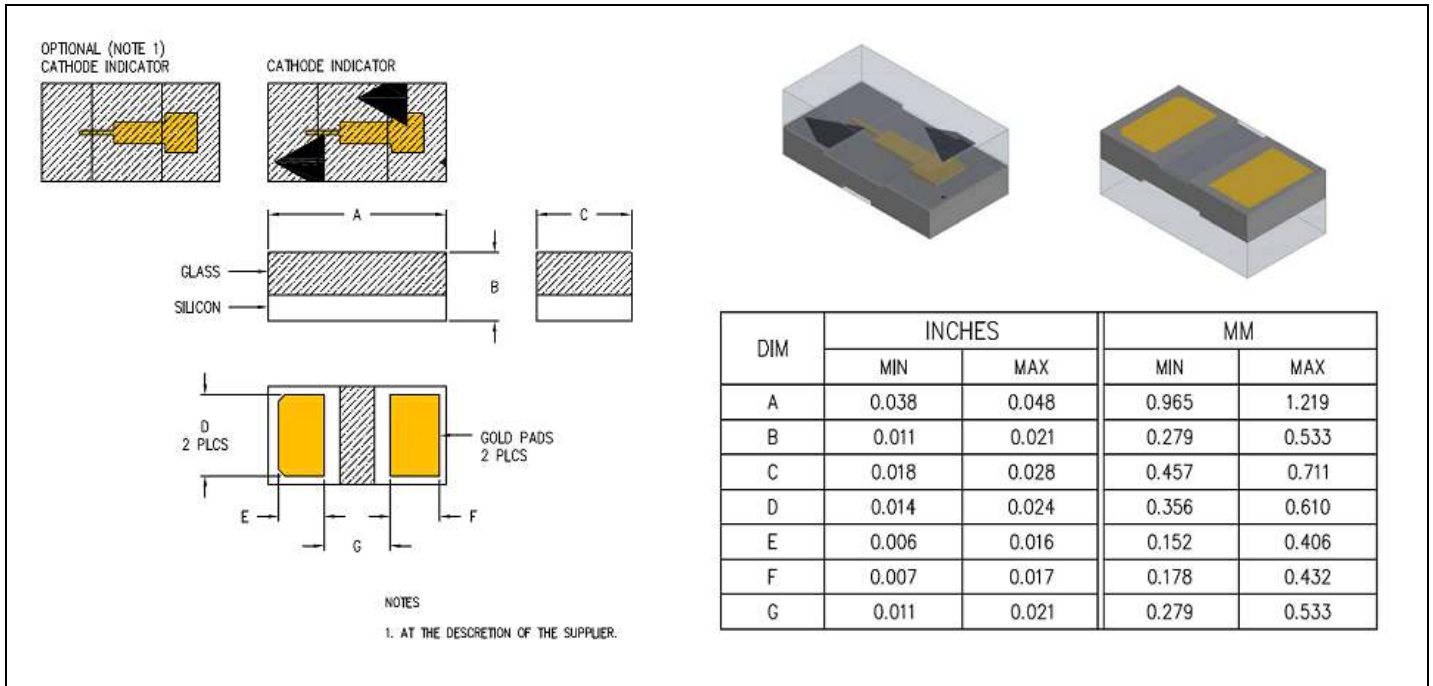
Model Number	Package Style	$V_F$ $I_f = 100mA$ (Max)	$T_L$ (Typ)	Application
MPL4700	206	-	20	Receiver Protection
MPL4701	206	-	10	Receiver Protection
MPL4702	406	1.0	30	Anti-parallel Pair MRI Surface Coil Detune
MPL4703	406	1.2	20	Receiver Protection

Notes:

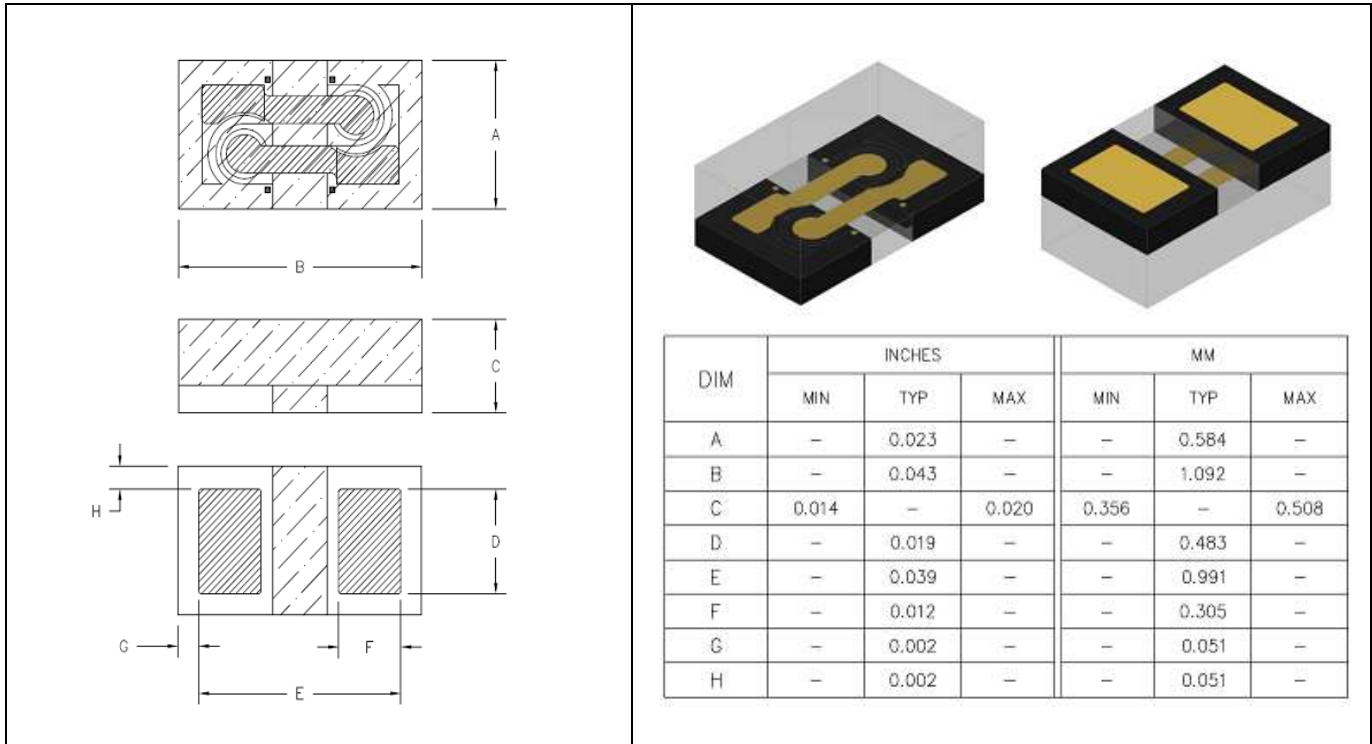
- 1- Capacitance is measured at  $f = 1$  MHz.
- 2- Series Resistance ( $R_S$ ) is measured at  $f = 100$  MHz. Devices are mounted in a package suitable for testing.
  - a.  $R_S$  is measured at 1 GHz for the MPL series devices.
  - b. Not measured in anti-parallel configuration.
  - c.  $V_r = 0V$ . This value is the sum of two junctions.

For the most current data, consult MICROCHIP's website: [www.MICROCHIP.com](http://www.MICROCHIP.com)  
 Specifications are subject to change, consult the RFIS factory at (978) 442-5600 for the latest information.

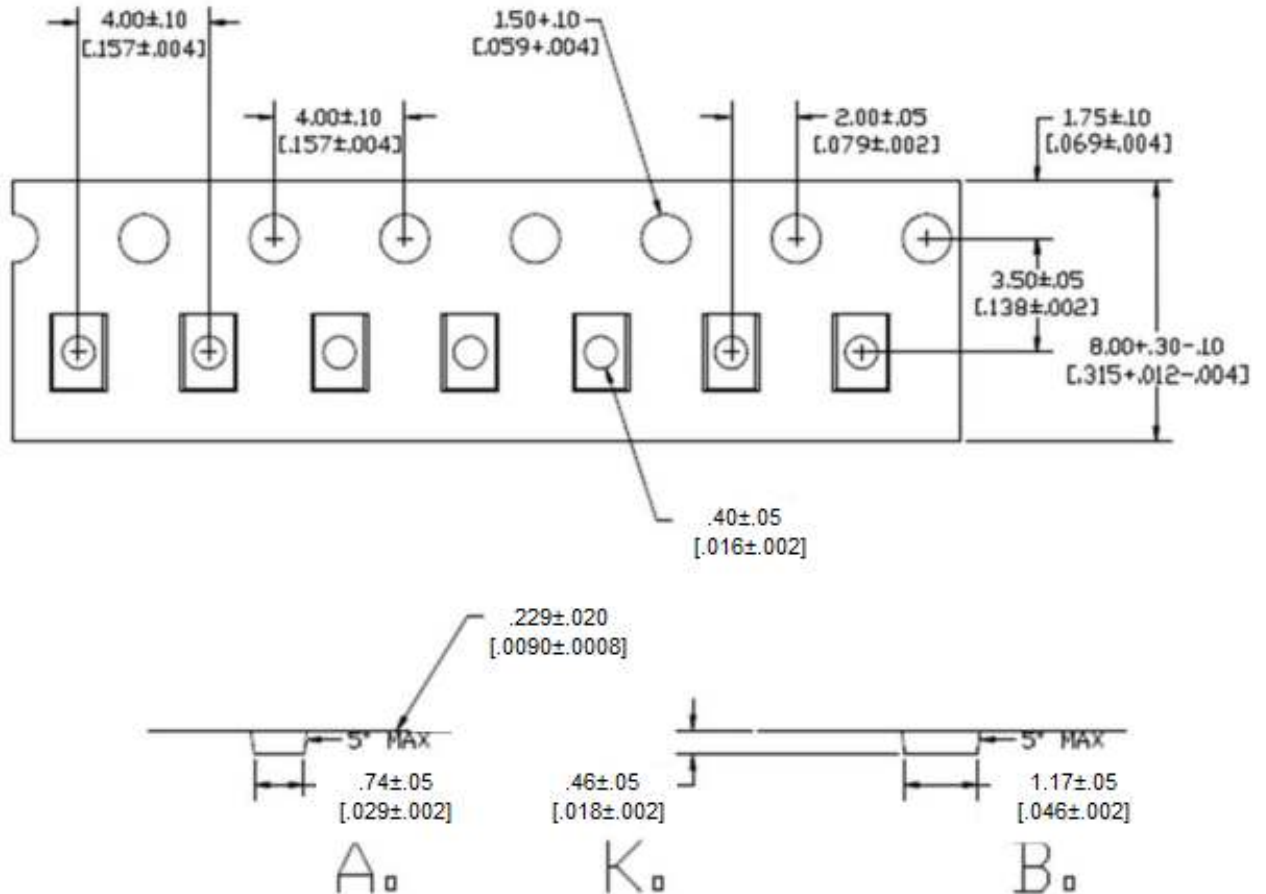
**PACKAGE STYLE 206**



**PACKAGE STYLE 406**



### Tape and Reel Format-4 mm pitch



**Notes:**

- 1- For Waffle pack, use MPL47XX-206 or -406. For Tape and reel Format, use MPL47XX-206-HS or -406-HS.
- 2- 1000 or 5000 per reel dependent on customer

**Revision History**

Revision Level / Date	Para. Affected	Description
1 / 21 October 2013	-	Initial Release
2 / 17 November 2014	Application	Add Part# MPL4703 and Application notes
3 / 21 May 2020	-	Add Tape & Reel Formatting
4 / 23 March 2021	Electrical Parameters	Changed MPL4703 V <sub>F</sub> spec from 0.73 min to 0.60 min

For the most current data, consult MICROCHIP's website: [www.MICROCHIP.com](http://www.MICROCHIP.com)  
Specifications are subject to change, consult the RFIS factory at (978) 442-5600 for the latest information.