

# HDFK 25 - Panel feed-through terminal block



0707743

<https://www.phoenixcontact.com/us/products/0707743>

Please be informed that the data shown in this PDF document is generated from our online catalog. Please find the complete data in the user documentation. Our general terms of use for downloads are valid.



Panel feed-through terminal block, connection method: Screw connection with tension sleeve, Screw connection with tension sleeve, number of positions: 1, load current: 101 A, cross section: 6 mm<sup>2</sup> - 35 mm<sup>2</sup>, connection direction of the conductor to plug-in direction: 0 °, width: 15.1 mm

## Your advantages

- Well-known connection principle allows worldwide use
- Low temperature rise, thanks to maximum contact force
- Tool-free snap-in principle enables easy mounting on the device panel
- Automatic panel thickness compensation enables universal use

## Commercial data

Item number	0707743
Packing unit	1 pc
Minimum order quantity	50 pc
Sales key	AA28
Product key	AA1EAA
Catalog page	Page 630 (CC-2009)
GTIN	4017918004194
Weight per piece (including packing)	67.972 g
Weight per piece (excluding packing)	64.7 g
Customs tariff number	85369010
Country of origin	GR

# HDFK 25 - Panel feed-through terminal block



0707743

<https://www.phoenixcontact.com/us/products/0707743>

## Technical data

### Product properties

Product type	Panel feed-through terminal block
Product family	HDFK 25
Number of positions	1
Pitch	15.1 mm
Number of connections	2
Number of rows	1
Number of potentials	1

### Insulation characteristics

Overvoltage category	III
Degree of pollution	3

### Electrical properties

Nominal current $I_N$	101 A
Nominal voltage $U_N$	500 V
Degree of pollution	3
Rated voltage (III/3)	500 V
Rated surge voltage (III/3)	6 kV

### Connection data

#### Connection technology

Connector system	HDFK 25
Nominal cross section	25 mm <sup>2</sup>

#### Conductor connection exterior

Connection method	Screw connection with tension sleeve
Connection direction of the conductor to plug-in direction	0 °
Conductor cross section rigid	6 mm <sup>2</sup> ... 35 mm <sup>2</sup>
Conductor cross section flexible	10 mm <sup>2</sup> ... 25 mm <sup>2</sup>
Conductor cross section flexible, with ferrule without plastic sleeve	4 mm <sup>2</sup> ... 25 mm <sup>2</sup>
Conductor cross section, flexible, with ferrule, with plastic sleeve	4 mm <sup>2</sup> ... 25 mm <sup>2</sup>
2 conductors with same cross section, solid	2.5 mm <sup>2</sup> ... 10 mm <sup>2</sup>
2 conductors with same cross section, flexible	4 mm <sup>2</sup> ... 10 mm <sup>2</sup>
2 conductors with same cross section, flexible, with ferrule without plastic sleeve	2.5 mm <sup>2</sup> ... 10 mm <sup>2</sup>
2 conductors with the same cross section, flexible, with TWIN ferrule with plastic sleeve	2.5 mm <sup>2</sup> ... 10 mm <sup>2</sup>
Internal cylindrical gage	B8
Stripping length	19 mm
Tightening torque	4 Nm ... 4.5 Nm

# HDFK 25 - Panel feed-through terminal block



0707743

<https://www.phoenixcontact.com/us/products/0707743>

## Conductor connection interior

Connection method	Screw connection with tension sleeve
Connection direction of the conductor to plug-in direction	0 °
Conductor cross section rigid	6 mm² ... 35 mm²
Conductor cross section flexible	10 mm² ... 25 mm²
Conductor cross section flexible, with ferrule without plastic sleeve	4 mm² ... 25 mm²
Conductor cross section, flexible, with ferrule, with plastic sleeve	4 mm² ... 25 mm²
2 conductors with same cross section, solid	2.5 mm² ... 10 mm²
2 conductors with same cross section, flexible	4 mm² ... 10 mm²
2 conductors with same cross section, flexible, with ferrule without plastic sleeve	2.5 mm² ... 10 mm²
2 conductors with the same cross section, flexible, with TWIN ferrule with plastic sleeve	2.5 mm² ... 10 mm²
Internal cylindrical gage	B8
Stripping length	19 mm
Tightening torque	4 Nm ... 4.5 Nm

## Mounting

Plate thickness	1 mm ... 6 mm
-----------------	---------------

## Material specifications

### Material data - contact

Note	WEEE/RoHS-compliant, free of whiskers according to IEC 60068-2-82/JEDEC JESD 201
Contact material	Cu alloy
Surface characteristics	tin-plated

### Material data - housing

Color (Housing)	gray (7042)
Insulating material	PA
Insulating material group	I
CTI according to IEC 60112	600
Flammability rating according to UL 94	V0
Glow wire flammability index GWFI according to EN 60695-2-12	850
Glow wire ignition temperature GWIT according to EN 60695-2-13	775
Temperature for the ball pressure test according to EN 60695-10-2	125 °C

## Notes

### Safety note

Safety note	<ul style="list-style-type: none"><li>• Only electrically qualified personnel may install and operate the product.</li></ul> To recognize and prevent danger, the qualified personnel must be familiar with the basics of electrical engineering.
-------------	---

# HDFK 25 - Panel feed-through terminal block

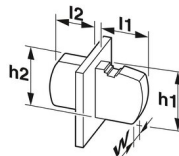
0707743

<https://www.phoenixcontact.com/us/products/0707743>

- Observe the technical data provided here and refer to the documents listed under “Downloads”. The download area contains important information, such as installation notes, technical drawings, and 3D data.
- The cable entry funnel is not safe to touch. Never connect or disconnect the terminal when it is energized. Take appropriate steps to ensure touch protection.
- There is no electrical contact to the housing. Make sure that protective grounding is provided for green/yellow color variants and articles marked with PE.

## Dimensions

Dimensional drawing



Pitch	15.1 mm
Width [w]	15.1 mm
Height [h]	48.5 mm

### External dimensions

Width [w]	15.1 mm
Height [h1]	48.5 mm
Length [l1]	38.5 mm

### Internal dimensions

Width [w]	15.1 mm
Height [h2]	45 mm
Length [l2]	30 mm

## Mechanical tests

### Test for conductor damage and slackening

Specification	IEC 60947-7-1:2009-04
Result	Test passed

### Pull-out test

Specification	IEC 60947-7-1:2009-04
Conductor cross section/conductor type/tractive force setpoint/actual value	6 mm <sup>2</sup> / solid / > 80 N
	10 mm <sup>2</sup> / flexible / > 90 N
	35 mm <sup>2</sup> / stranded / > 190 N
	25 mm <sup>2</sup> / flexible / > 135 N

## Electrical tests

### Temperature-rise test

Specification	IEC 60947-7-1:2009-04
---------------	-----------------------

# HDFK 25 - Panel feed-through terminal block



0707743

<https://www.phoenixcontact.com/us/products/0707743>

Requirement temperature-rise test	Increase in temperature $\leq 45$ K
-----------------------------------	-------------------------------------

## Short-time withstand current

Specification	IEC 60947-7-1:2009-04
---------------	-----------------------

## Air clearances and creepage distances | 1. Insulation coordination

Application	Metal wall 1.0 mm ... 6.0 mm
Specification	IEC 60947-7-1:2002-07
Insulating material group	I
Comparative tracking index (IEC 60112)	CTI 600
Rated insulation voltage (III/3)	500 V
Rated surge voltage (III/3)	6 kV
minimum clearance value - non-homogenous field (III/3)	5.5 mm
minimum creepage distance (III/3)	6.3 mm

## Air clearances and creepage distances | 2. Insulation coordination

Application	Plastic panel 1.0 ... 6.0 mm
Specification	IEC 60947-7-1:2002-07
Insulating material group	I
Comparative tracking index (IEC 60112)	CTI 600
Rated insulation voltage (III/3)	500 V
Rated surge voltage (III/3)	6 kV
minimum clearance value - non-homogenous field (III/3)	5.5 mm
minimum creepage distance (III/3)	6.3 mm

## Environmental and real-life conditions

### Vibration test

Specification	IEC 60068-2-6:2007-12
Frequency	10 - 150 - 10 Hz
Sweep speed	1 octave/min
Amplitude	0.35 mm (10 Hz ... 60.1 Hz)
Sweep speed	5g (60.1 Hz ... 150 Hz)
Test duration per axis	2.5 h

### Glow-wire test

Specification	IEC 60695-2-11:2014-02
Temperature	960 °C
Time of exposure	30 s

### Ambient conditions

Ambient temperature (operation)	-40 °C ... 100 °C (Depending on the current carrying capacity/derating curve)
Ambient temperature (storage/transport)	-40 °C ... 70 °C
Relative humidity (storage/transport)	30 % ... 70 %
Ambient temperature (assembly)	-5 °C ... 100 °C

# HDFK 25 - Panel feed-through terminal block



0707743

<https://www.phoenixcontact.com/us/products/0707743>

## Packaging specifications

Type of packaging	packed in cardboard
-------------------	---------------------

# HDFK 25 - Panel feed-through terminal block

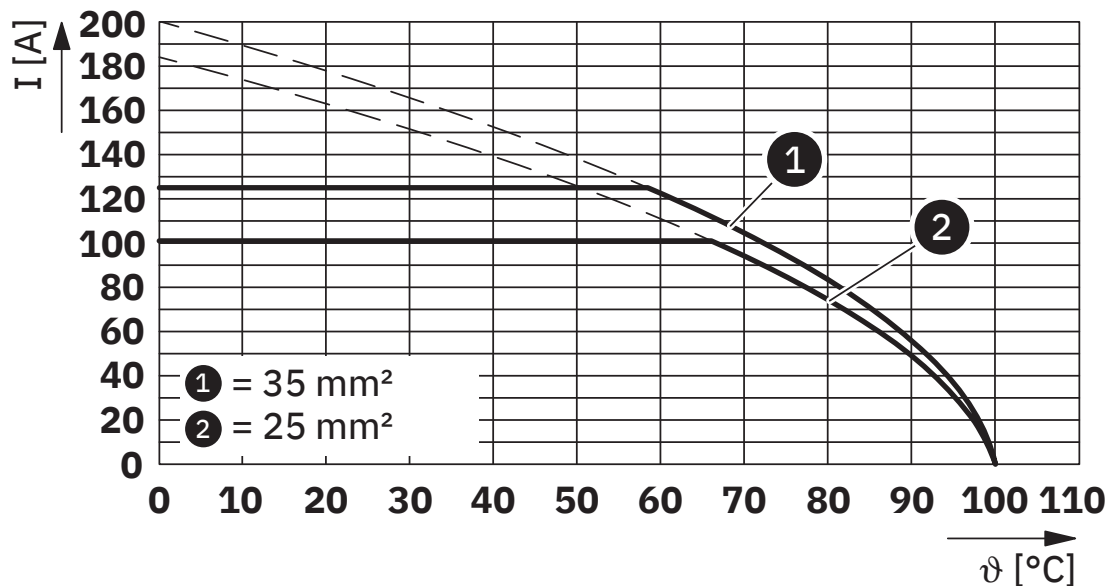


0707743

<https://www.phoenixcontact.com/us/products/0707743>

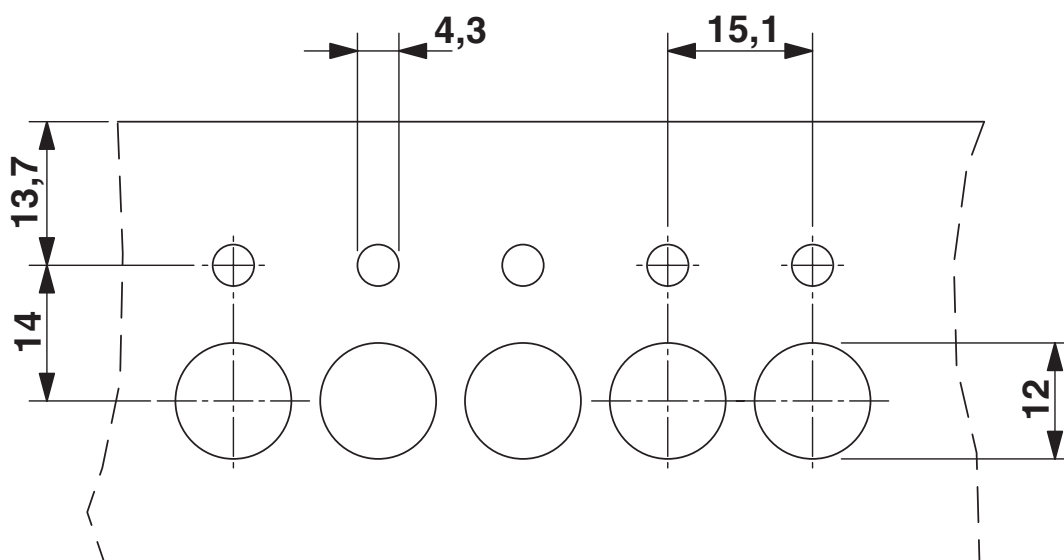
## Drawings

Diagram



Type: HDFK 25

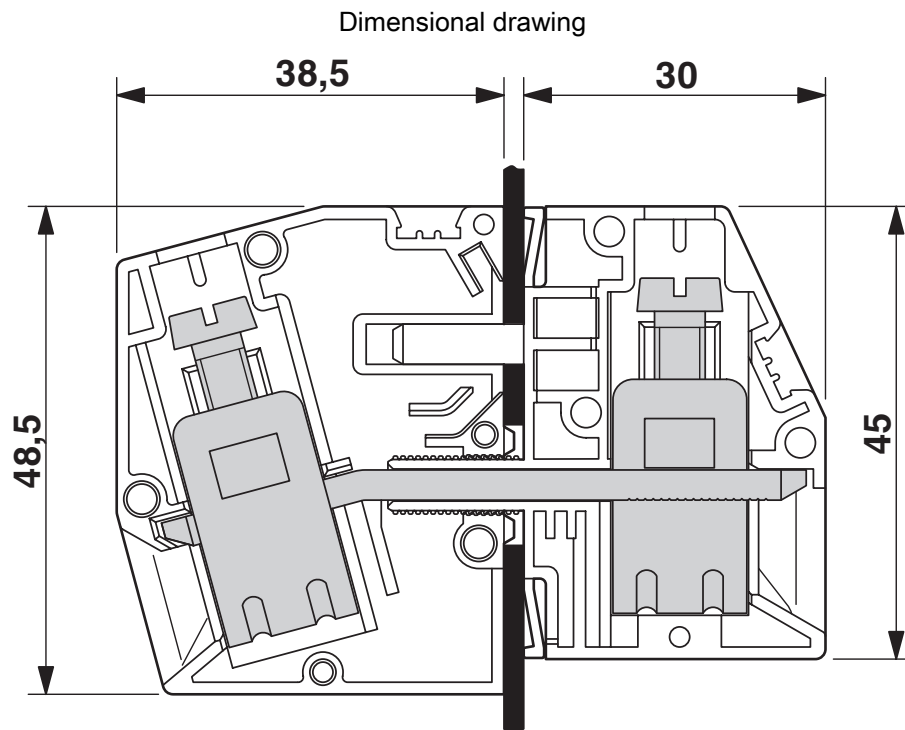
Dimensional drawing



# HDFK 25 - Panel feed-through terminal block

0707743

<https://www.phoenixcontact.com/us/products/0707743>





# HDFK 25 - Panel feed-through terminal block





0707743


<https://www.phoenixcontact.com/us/products/0707743>


## Approvals


To download certificates, visit the product detail page: <https://www.phoenixcontact.com/us/products/0707743>

 <b>CSA</b> Approval ID: 13631				
	Nominal voltage $U_N$	Nominal current $I_N$	Cross section AWG	Cross section $\text{mm}^2$
Use group B				
	600 V	100 A	8 - 2	-
Use group C				
	600 V	100 A	8 - 2	-

 <b>UL Recognized</b> Approval ID: E60425-19890329				
	Nominal voltage $U_N$	Nominal current $I_N$	Cross section AWG	Cross section $\text{mm}^2$
Use group B				
	600 V	115 A	8 - 2	-
Use group C				
	600 V	115 A	8 - 2	-

 <b>IECEE CB Scheme</b> Approval ID: NL-29946				
---	--	--	--	--

 <b>EAC</b> Approval ID: B.01687				
--	--	--	--	--

 <b>KEMA-KEUR</b> Approval ID: 2169260.02				
---	--	--	--	--

# HDFK 25 - Panel feed-through terminal block



0707743

<https://www.phoenixcontact.com/us/products/0707743>

## Classifications

### ECLASS

ECLASS-11.0	27141134
ECLASS-13.0	27141134
ECLASS-12.0	27141134

### ETIM

ETIM 8.0	EC001283
----------	----------

### UNSPSC

UNSPSC 21.0	39121400
-------------	----------

# HDFK 25 - Panel feed-through terminal block



0707743

<https://www.phoenixcontact.com/us/products/0707743>

## Environmental product compliance

China RoHS	Environmentally friendly use period: unlimited = EFUP-e
	No hazardous substances above threshold values

# HDFK 25 - Panel feed-through terminal block



0707743

<https://www.phoenixcontact.com/us/products/0707743>

## Accessories

### SZS 1,0X6,5 VDE - Screwdriver

1205079

<https://www.phoenixcontact.com/us/products/1205079>



Screwdriver, slot-headed, VDE insulated, size: 1.0 x 6.5 x 150 mm, 2-component grip, with non-slip grip

---

Phoenix Contact 2023 © - all rights reserved  
<https://www.phoenixcontact.com>

Phoenix Contact USA  
586 Fulling Mill Road  
Middletown, PA 17057, United States  
(+717) 944-1300  
[info@phoenixcon.com](mailto:info@phoenixcon.com)