

DFK 5-9,5 - Panel feed-through terminal block



0706605

<https://www.phoenixcontact.com/us/products/0706605>

Please be informed that the data shown in this PDF document is generated from our online catalog. Please find the complete data in the user documentation. Our general terms of use for downloads are valid.



Panel feed-through terminal block, connection method: Screw connection with tension sleeve, Solder/Slip-on connection, number of positions: 1, load current: 18 A, cross section: 0.2 mm² - 6 mm², connection direction of the conductor to plug-in direction: 90 °, width: 38 mm

Your advantages

- Well-known connection principle allows worldwide use
- Defined contact force ensures that contact remains stable over the long term
- Allows connection of two conductors

Commercial data

Item number	0706605
Packing unit	1 pc
Minimum order quantity	50 pc
Sales key	AA28
Product key	AA1BAC
Catalog page	Page 641 (C-1-2013)
GTIN	4017918003777
Weight per piece (including packing)	5.709 g
Weight per piece (excluding packing)	5.2 g
Customs tariff number	85369010
Country of origin	BG

DFK 5-9,5 - Panel feed-through terminal block



0706605

<https://www.phoenixcontact.com/us/products/0706605>

Technical data

Product properties

Product type	Panel feed-through terminal block
Number of positions	1
Pitch	9.5 mm
Number of connections	2
Number of rows	1
Number of potentials	1

Insulation characteristics

Overvoltage category	III
Degree of pollution	3

Electrical properties

Nominal current I_N	17.5 A
Nominal voltage U_N	690 V
Degree of pollution	3
Rated voltage (III/3)	690 V
Rated surge voltage (III/3)	8 kV

Connection data

Connection technology

Nominal cross section	4 mm ²
-----------------------	-------------------

Conductor connection exterior

Connection method	Screw connection with tension sleeve
Connection direction of the conductor to plug-in direction	90 °
Conductor cross section rigid	0.2 mm ² ... 6 mm ²
Conductor cross section flexible	0.2 mm ² ... 4 mm ²
Conductor cross section flexible, with ferrule without plastic sleeve	0.25 mm ² ... 4 mm ²
Conductor cross section, flexible, with ferrule, with plastic sleeve	0.25 mm ² ... 2.5 mm ²
2 conductors with same cross section, solid	0.2 mm ² ... 1.5 mm ²
2 conductors with same cross section, flexible	0.2 mm ² ... 2.5 mm ²
2 conductors with same cross section, flexible, with ferrule without plastic sleeve	0.25 mm ² ... 1.5 mm ²
2 conductors with the same cross section, flexible, with TWIN ferrule with plastic sleeve	0.5 mm ² ... 2.5 mm ²
Internal cylindrical gage	A4
Stripping length	14 mm
Tightening torque	0.6 Nm ... 0.8 Nm

Conductor connection interior

Connection method	Solder/Slip-on connection
-------------------	---------------------------

DFK 5-9,5 - Panel feed-through terminal block



0706605

<https://www.phoenixcontact.com/us/products/0706605>

Connection direction of the conductor to plug-in direction	0 °
Conductor cross section rigid	0.2 mm² ... 1.5 mm²
Conductor cross section flexible	0.2 mm² ... 1.5 mm²
Internal cylindrical gage	A4

Mounting

Plate thickness	0.5 mm ... 3.5 mm
-----------------	-------------------

Material specifications

Material data - contact

Note	WEEE/RoHS-compliant, free of whiskers according to IEC 60068-2-82/JEDEC JESD 201
Contact material	Cu alloy
Surface characteristics	tin-plated

Material data - housing

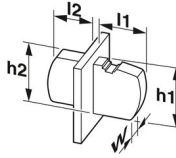
Color (Housing)	gray (7042)
Insulating material	PA
Insulating material group	I
CTI according to IEC 60112	600
Flammability rating according to UL 94	V2

Notes

Safety note

Safety note	<ul style="list-style-type: none">• Only electrically qualified personnel may install and operate the product. To recognize and prevent danger, the qualified personnel must be familiar with the basics of electrical engineering.• Observe the technical data provided here and refer to the documents listed under "Downloads". The download area contains important information, such as installation notes, technical drawings, and 3D data.• The cable entry funnel is not safe to touch. Never connect or disconnect the terminal when it is energized. Take appropriate steps to ensure touch protection.
-------------	---

Dimensions

Dimensional drawing	
Pitch	9.5 mm
Width [w]	38 mm
Height [h]	20.1 mm
Length [l]	38.6 mm

DFK 5-9,5 - Panel feed-through terminal block



0706605

<https://www.phoenixcontact.com/us/products/0706605>

Mechanical tests

Test for conductor damage and slackening

Specification	IEC 60947-7-1:2009-04
Result	Test passed

Pull-out test

Specification	IEC 60947-7-1:2009-04
Conductor cross section/conductor type/tractive force setpoint/actual value	0.2 mm ² / solid / > 10 N
	0.2 mm ² / flexible / > 10 N
	6 mm ² / solid / > 80 N
	4 mm ² / flexible / > 60 N

Electrical tests

Temperature-rise test

Specification	IEC 60947-7-1:2009-04
Requirement temperature-rise test	Increase in temperature ≤ 45 K

Short-time withstand current

Specification	IEC 60947-7-1:2009-04
---------------	-----------------------

Air clearances and creepage distances | 1. Insulation coordination

Specification	IEC 60947-7-1:2009-04
Insulating material group	I
Comparative tracking index (IEC 60112)	CTI 600
Rated insulation voltage (III/3)	690 V
Rated surge voltage (III/3)	8 kV
minimum clearance value - non-homogenous field (III/3)	8 mm
minimum creepage distance (III/3)	8 mm

Environmental and real-life conditions

Vibration test

Specification	IEC 60068-2-6:2007-12
Frequency	10 - 150 - 10 Hz
Sweep speed	1 octave/min
Amplitude	0.35 mm (10 Hz ... 60.1 Hz)
Sweep speed	5g (60.1 Hz ... 150 Hz)
Test duration per axis	2.5 h

Glow-wire test

Specification	IEC 60695-2-11:2014-02
Temperature	960 °C
Time of exposure	30 s

Ambient conditions

DFK 5-9,5 - Panel feed-through terminal block



0706605

<https://www.phoenixcontact.com/us/products/0706605>

Ambient temperature (operation)	-40 °C ... 100 °C (Depending on the current carrying capacity/derating curve)
Ambient temperature (storage/transport)	-40 °C ... 70 °C
Relative humidity (storage/transport)	30 % ... 70 %
Ambient temperature (assembly)	-5 °C ... 100 °C

Packaging specifications

Type of packaging	packed in cardboard
-------------------	---------------------

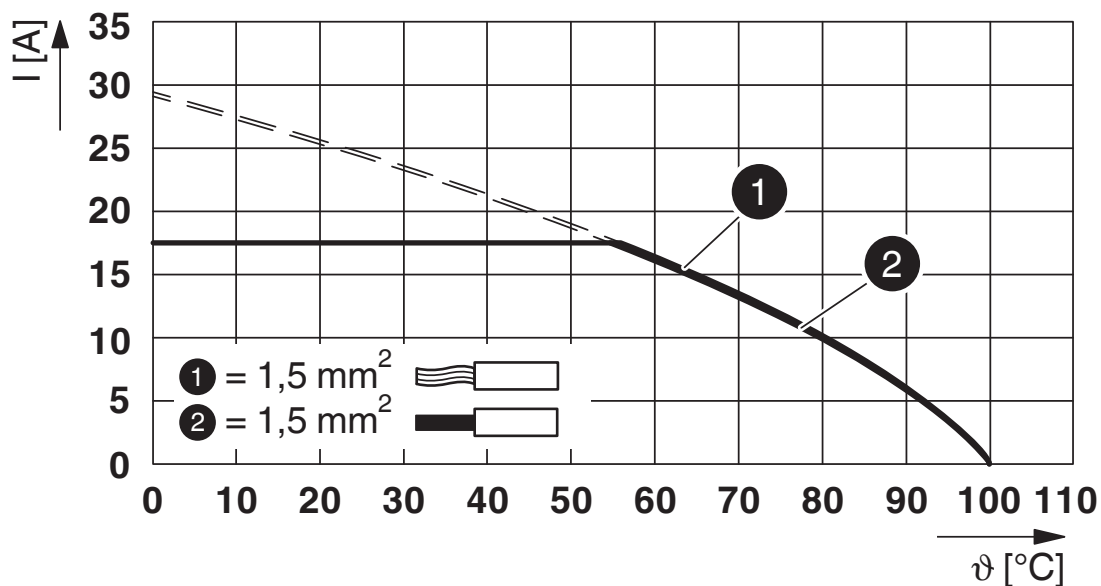
DFK 5-9,5 - Panel feed-through terminal block

0706605

<https://www.phoenixcontact.com/us/products/0706605>

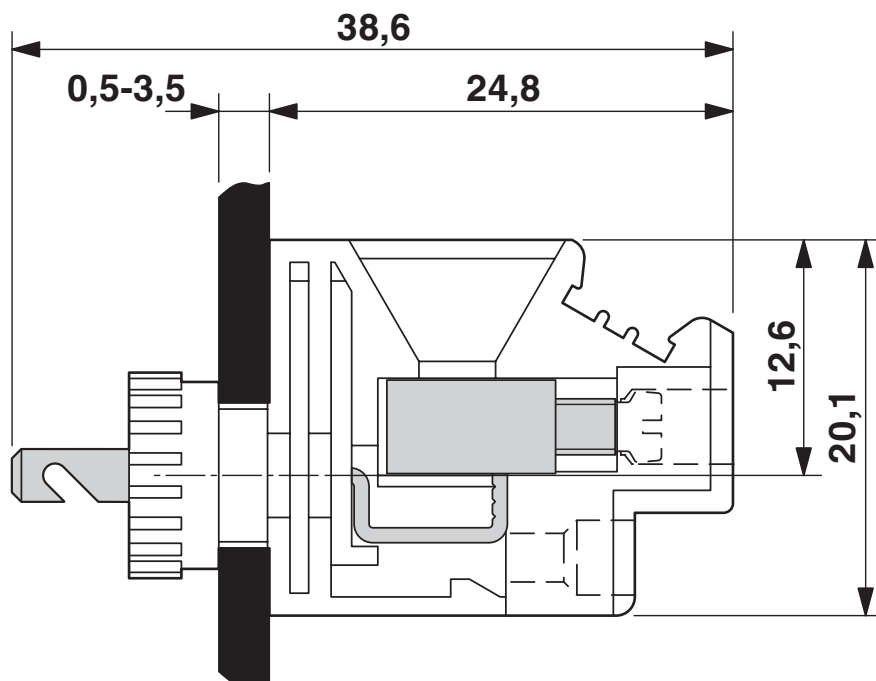
Drawings

Diagram



Type: DFK 5-9,5

Dimensional drawing



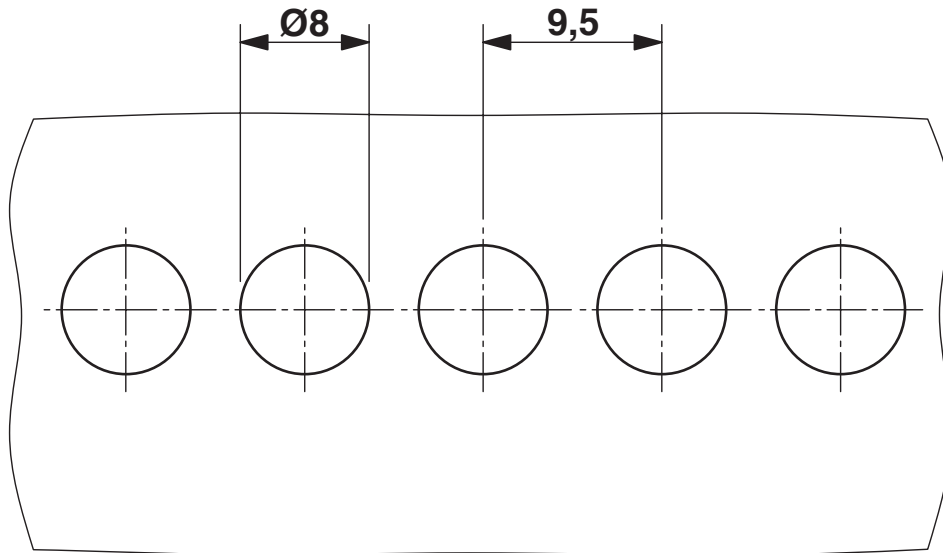
DFK 5-9,5 - Panel feed-through terminal block



0706605

<https://www.phoenixcontact.com/us/products/0706605>

Dimensional drawing



DFK 5-9,5 - Panel feed-through terminal block




0706605


<https://www.phoenixcontact.com/us/products/0706605>

Approvals

To download certificates, visit the product detail page: <https://www.phoenixcontact.com/us/products/0706605>

 CSA Approval ID: 13631				
	Nominal voltage U_N	Nominal current I_N	Cross section AWG	Cross section mm^2
Use group B				
	300 V	30 A	22 - 10	-
Use group C				
	300 V	30 A	22 - 10	-
Use group D				
	600 V	5 A	22 - 10	-

 EAC Approval ID: B.01687				
--	--	--	--	--

 cULus Recognized Approval ID: E60425-19770427				
	Nominal voltage U_N	Nominal current I_N	Cross section AWG	Cross section mm^2
Use group B				
	300 V	30 A	30 - 10	-
Use group C				
	300 V	30 A	30 - 10	-
Use group D				
	600 V	5 A	30 - 10	-

DFK 5-9,5 - Panel feed-through terminal block



0706605

<https://www.phoenixcontact.com/us/products/0706605>

Classifications

ECLASS

ECLASS-11.0	27141134
ECLASS-12.0	27141134
ECLASS-13.0	27141134

ETIM

ETIM 8.0	EC001283
----------	----------

UNSPSC

UNSPSC 21.0	39121400
-------------	----------

DFK 5-9,5 - Panel feed-through terminal block



0706605

<https://www.phoenixcontact.com/us/products/0706605>

Environmental product compliance

China RoHS	Environmentally friendly use period: unlimited = EFUP-e
	No hazardous substances above threshold values

DFK 5-9,5 - Panel feed-through terminal block



0706605

<https://www.phoenixcontact.com/us/products/0706605>

Accessories

SZS 0,6X3,5 VDE - Screwdriver

1212602

<https://www.phoenixcontact.com/us/products/1212602>



Screwdriver, slot-headed, VDE insulated, size: 0.6 x 3.5 x 100 mm, 2-component grip, with non-slip grip

SF-BIT-SL 0,6X3,5-70 - Screw insert

1212569

<https://www.phoenixcontact.com/us/products/1212569>



Screw bit, slot, E6.3-1/4" drive, Size: 0.6 x 3.5 x 70 mm, hardened, suitable for holders as per DIN 3126-F 6.3 / ISO 1173

DFK 5-9,5 - Panel feed-through terminal block

0706605

<https://www.phoenixcontact.com/us/products/0706605>



CRIMPFOX CENTRUS 10S - Crimping pliers

1213154

<https://www.phoenixcontact.com/us/products/1213154>



Crimping pliers, for uninsulated and insulated ferrules, DIN 46228 Part 1 and 4, from 0.14 mm² ... 10 mm², also for TWIN ferrules up to 2 x 4 mm², automatic cross section adjustment, lateral insertion, equipped with fall protection

CRIMPFOX-RCI 6 - Crimping pliers

1212057

<https://www.phoenixcontact.com/us/products/1212057>



Crimping pliers, for insulated cable lugs, 0.5 mm² ... 6.0 mm² (red, blue, yellow), oval crimp, symmetrical

Phoenix Contact 2023 © - all rights reserved
<https://www.phoenixcontact.com>

Phoenix Contact USA
586 Fulling Mill Road
Middletown, PA 17057, United States
(+717) 944-1300
info@phoenixcon.com