

Medical AC-DC Enclosed Power Supply

12 V 200 W 2" x 4" High Density / MDS-200ADB12 AA



MDS-200ADB12 AA

Highlights & Features

- Safety Approvals to IEC 60601-1 Ed 3.1 & IEC 62368-1
- Compliant with IEC 60601-1-2 Ed. 4 Requirements
- 2.5" x 4.5" x 1.8" Package
- Power Good Signal
- Up to 800K Hours MTBF
- Up to 110W convection, 200W forced air

Safety Standards



CB Certified for worldwide use

Model Number: MDS-200ADB12 AA
Unit Weight: 345 g (0.762 lb)
Dimensions (L x W x H): 113.9 x 64.7 x 44.7 mm
 (4.5 x 2.5 x 1.8 inch)

General Description

The MDS-200ADB12 AA enclosed power supply comes with universal AC input range from 90 Vac to 264 Vac. Other features include low leakage, Type BF Patient Access Leakage Currents, and electric shock protection compliance with 2 x MOPP requirements. The MDS-200ADB12 AA is certified for EMC standards according to EN/BS EN 55011 for industrial, scientific and medical (ISM) radio-frequency equipment; and, EN/BS EN 55032 for Industrial Technology Equipment (ITE) radio-frequency equipment.

The MDS-200ADB12 AA comes with both medical and ITE safety approvals, including UL/CE, and CB certification. Designs are compliant with RoHS Directive for environmental protection.

Model Information

Model Number	Input Voltage	Output Voltage	Convection Current Output	Forced Air Current Output
MDS-200ADB12AA	90-264 Vac	12 Vdc	0-9.17 A	0-16.67 A*

*With 8.5 CFM forced air

Model Numbering

MDS	200	A	D	B	12	AA
Delta Medical power Supply	Max wattage in the product Series. Maybe lower at some voltage. 200→200 W	Family Code A ~ Z	Product Type D: Enclosed	Input Type Code B: 3pin Class I	Output Voltage 12 for 12 V	Revision code

Medical AC-DC Enclosed Power Supply

12 V 200 W 2" x 4" High Density / MDS-200ADB12 AA

Specifications

Input Ratings / Characteristics

Nominal Input Voltage	100-240 Vac
Input Voltage Range	90-264 Vac
Nominal Input Frequency	50-60 Hz
Input Frequency Range	47-63 Hz
Input Current (max)	2.5 A
Input Surge Voltage (max)	300 Vac for 100 ms
Full load Efficiency (typ.)	91% @ 115 Vac/60 Hz 93% @ 230 Vac/50 Hz, Reference Fig.1
Standby Power (max)	0.5 W @ 115 Vac/60 Hz, 230 Vac/50 Hz
Inrush Current (max)	60 A@230 Vac, cold start
Input-PE(protective earth) leakage current(max)	0.1 mA @ NC, 0.3 mA @ SFC1)
Output-PE(protective earth) leakage current for Type BF application (max)	0.1 mA @ NC, 0.5 mA @ SFC 1)
Power Factor (min)	0.95 @ 115 V/50 Hz, 230 V/50 Hz, full load

1) NC: normal condition, SFC: single fault condition

Leakage Current

Input-PE Leakage Current	100 Vac/60 Hz (Typ)	264 Vac/60 Hz (Typ)	Delta Limit	IEC60601-1 Limit
Normal Condition	18.6 uA	44.8 uA	100 uA max	5000 uA max
Single Fault Condition	45.6 uA	151.9 uA	300 uA max	10000 uA max
Output-PE Leakage Current for Type BF application				
Normal Condition	39.2 uA	82.2 uA	100 uA max	100 uA max
Single Fault Condition	44.1 uA	128.1 uA	500 uA max	500 uA max

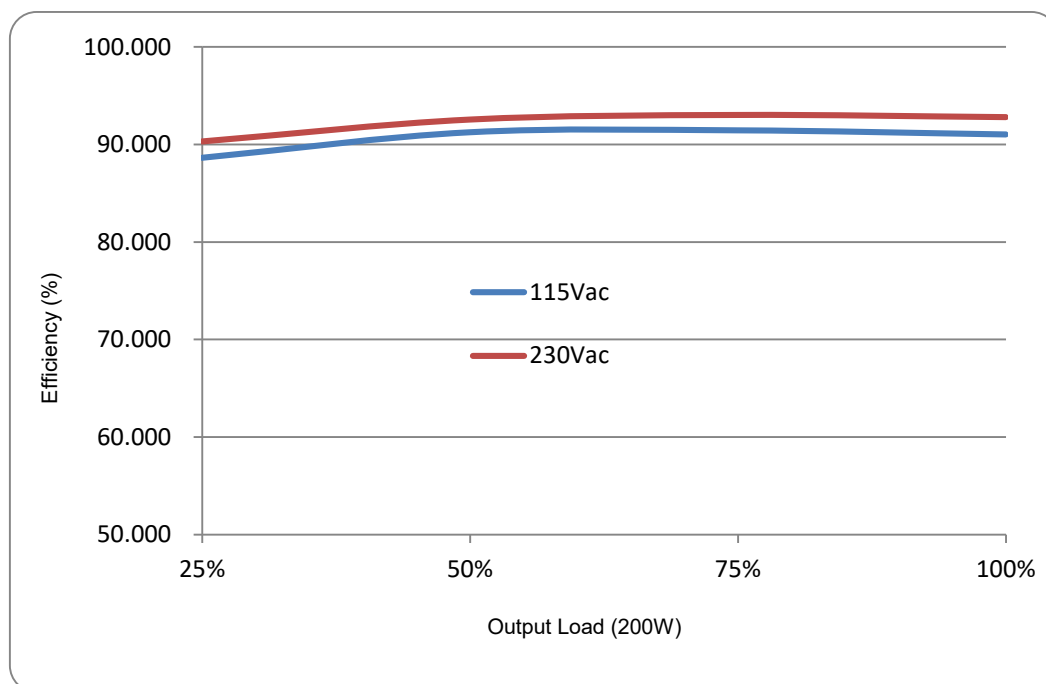


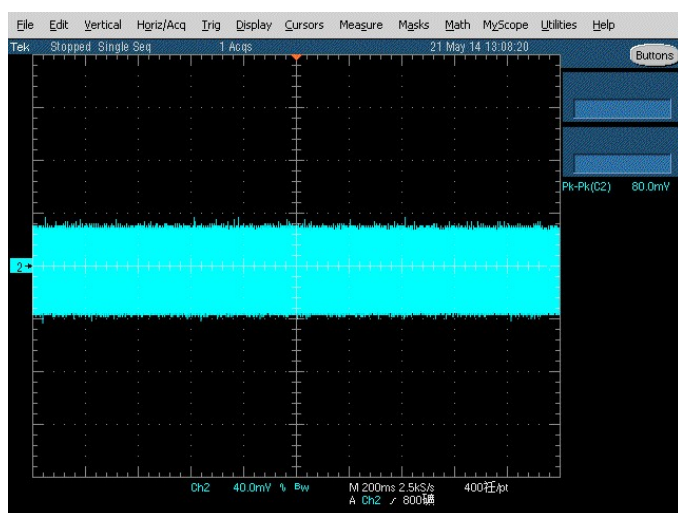
Fig.1 Efficiency versus output load

Medical AC-DC Enclosed Power Supply

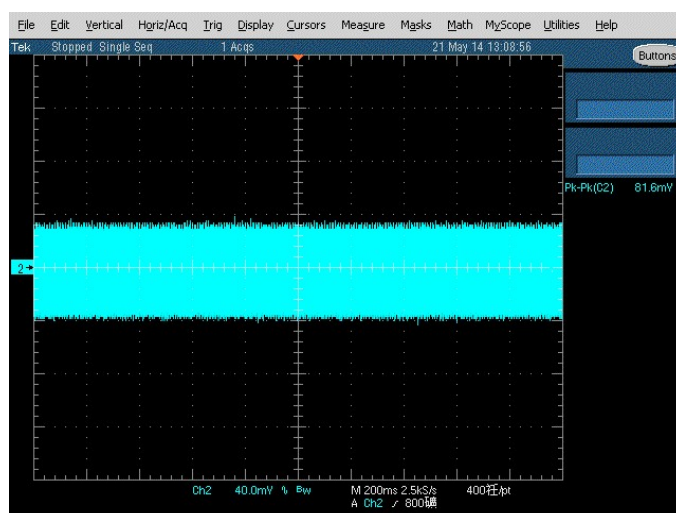
12 V 200 W 2" x 4" High Density / MDS-200ADB12 AA

Output Ratings / Characteristics

Nominal Output Voltage (Vrated)	12 V
Output Voltage Tolerance	±3%
Output Power	200 W 8.5 CFM air, up to 110 W convection air
Line Regulation (max)	±0.5%
Load Regulation (max)	±1%
Ripple & Noise (typ.)	1% pk-pk Vrated @ Full load, Reference Fig. 2
Start-up Time (max)	2000 ms @ 115 Vac
Hold-up Time (min)	12 ms @ 115 Vac, tested with 110 W load
Dynamic Response (Overshoot & Undershoot O/P Voltage)	±5% @ 50-100% load
Capacitive load (max)	1000 μ F
Rise time (max)	100 ms



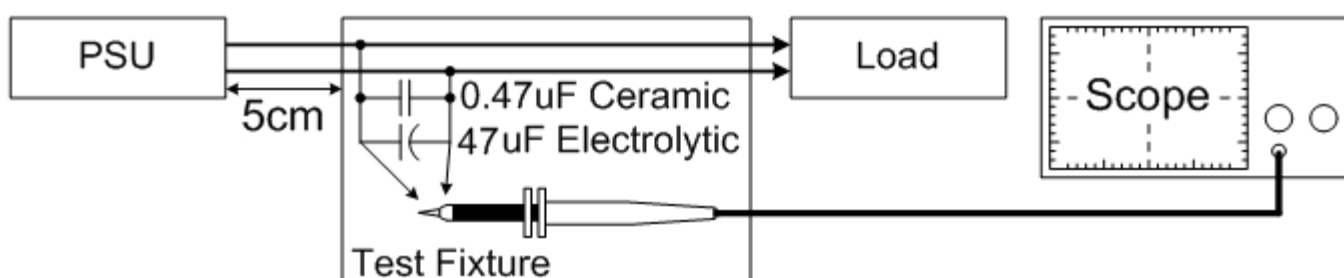
(a) 115 V (measured value=80 mV)



(b) 230 V (measured value=82 mV)

Fig.2 Ripple & Noise example, 20 MHz BW

Ripple & Noise measurement circuit



Medical AC-DC Enclosed Power Supply

12 V 200 W 2" x 4" High Density / MDS-200ADB12 AA

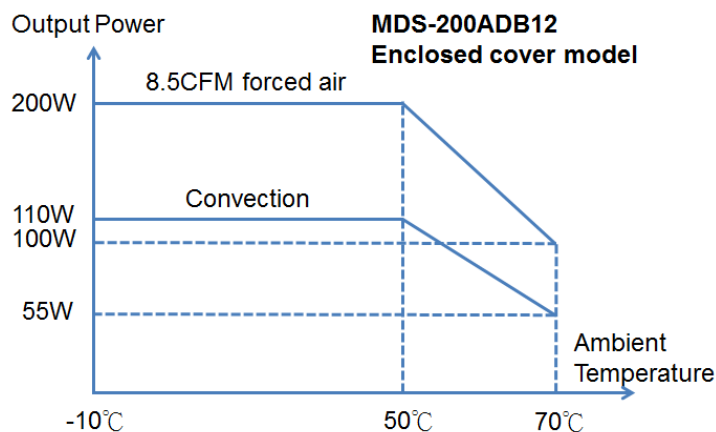
Mechanical

Case Cover	Enclosed cover(SPCC)
Dimensions (L x W x H)	113.9 x 64.7 x 44.7mm (4.5 x 2.5 x 1.8 inch)
Unit Weight	345 g (0.762 lb)
Indicator	NA
Cooling System	NA

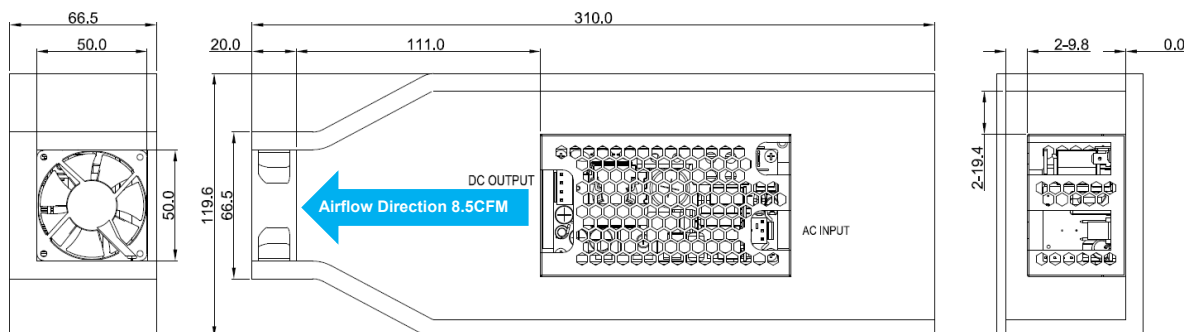
Environment

Surrounding Air Temperature	Operating	Absolute Max -10°C to +70°C, supported power linearly de-rate from 50°C to 50% rated up to 70°C Note: see power de-rating curve
	Storage	-40°C to +85°C
Operating Humidity		5-95% RH (Non-Condensing)
Operating Altitude		5,000 meters (16,400 feet or 50kPa)
Non-operating Altitude		5,000 meters (16,400 feet or 50kPa)
Shock Test (Non-Operating)		50 G, 11 ms, 3 shocks for each direction
Vibration (Operating)		5-500 Hz, 2 Grms, 15 minute for each three axis

Power De-rating curve



Load De-rating Fixture and Test Setup. Fan is DELTA Part Number AFB0512HHD.



Medical AC-DC Enclosed Power Supply

12 V 200 W 2" x 4" High Density / MDS-200ADB12 AA

Protections

Overvoltage (max)	125% of rated voltage, Latch Mode
Overload / Overcurrent (max)	Main output 160% of rated current Hiccup Mode (Non-Latching, Auto-Recovery)
Over Temperature	Latch Mode
Short Circuit	Hiccup Mode, (Non-Latching, Auto-Recovery)

Reliability

MTBF (Minimum) at 115 Vac, 110 W, 35°C, Convection Air Flow	800 kHrs based on Telecordia SR-332
Operating life at 115 Vac, 110 W, ambient 25 °C, Convection Air Flow	26,280 Hrs

Safety Standards / Directives

Medical Safety	IEC60601-12 nd , 3 rd and 3 rd + A1 edition CB report TUV EN60601-1:2006 UL60601-1+CAN/CSA 60601-1: (Ed.3.2005)
ITE Safety	IEC60950-1, IEC62368-1 CB report TUV60950-1 UL60950-1+CAN/CSA60950-1
CE	In conformance with EMC Directive 2014/30/EU and Low Voltage Directive 2014/35/EU EN 60601-1: 2006 + A11: 2011 + A1L 2013 + A12: 2014 & EN 60601-1-2: 2015
UKCA	In conformance with Electrical Equipment (Safety) Regulations 2016 and Electromagnetic Compatibility Regulations 2016, Medical Devices Regulations 2002 (UK MDR 2002)
Galvanic Isolation	Input to/Output (2XMOPP) 4000 Vac Input to/Ground (1XMOPP) 1500 Vac ¹⁾ Output to/Ground (1XMOPP) 1500 Vac (Type BF application rated)

1) PSU can support PoE applications with Primary to FG 2500 Vac test.

Medical AC-DC Enclosed Power Supply

12 V 200 W 2" x 4" High Density / MDS-200ADB12 AA

EMC (Compliant with IEC 60601-1-2 4th Ed. Requirements)

EMC / Emissions		EN/BS EN 55011, EN/BS EN 55032, FCC Title 47: Class B
Harmonic Current Emissions	IEC61000-3-2	Meet Class D limit
Immunity to		
Voltage Flicker	IEC61000-3-3	
Electrostatic Discharge	IEC61000-4-2	Level 4 Criteria A ¹⁾ Air Discharge: 15 kV Contact Discharge: 8 kV
Radiated Field	IEC61000-4-3	Criteria A ¹⁾ 80 MHz-2700 MHz, 10 V/m AM modulation 385 MHz-5785 MHz, 28 V/m Pulse mode and other modulation
Electrical Fast Transient / Burst	IEC61000-4-4	Level 3 Criteria A ¹⁾ :2 kV
Surge	IEC61000-4-5	Level 3 Criteria A ¹⁾ Common Mode ³⁾ : 2 kV Differential Mode ⁴⁾ : 1 kV
Conducted	IEC61000-4-6	Level 2 Criteria A ¹⁾ 150 kHz-80 MHz, 3 Vrms, 6 Vrms at ISM bands and Amateur radio bands
Power Frequency Magnetic Fields	IEC61000-4-8	Criteria A ¹⁾ Magnetic field strength 30 A/m
Voltage Dips	IEC61000-4-11	Criteria A ¹⁾ 0% U _T , 0.5 cycle (10 ms) , 0°/45°/90°/135°/180°/225°/270°/315°/360° Criteria B ²⁾ 0% U _T , 1 cycle (20 ms), 0° Criteria B ²⁾ 70% U _T , 25 cycle (500 ms), 0° Criteria B ²⁾ 0% U _T , 250 cycle (5000 ms), 0°

1) Criteria A: Normal performance within the specification limits

2) Criteria B: Output out of regulation, or shuts down during test. Automatically restore to normal operation after test.

3) Asymmetrical: Common mode (Line to earth)

4) Symmetrical: Differential mode (Line to line)

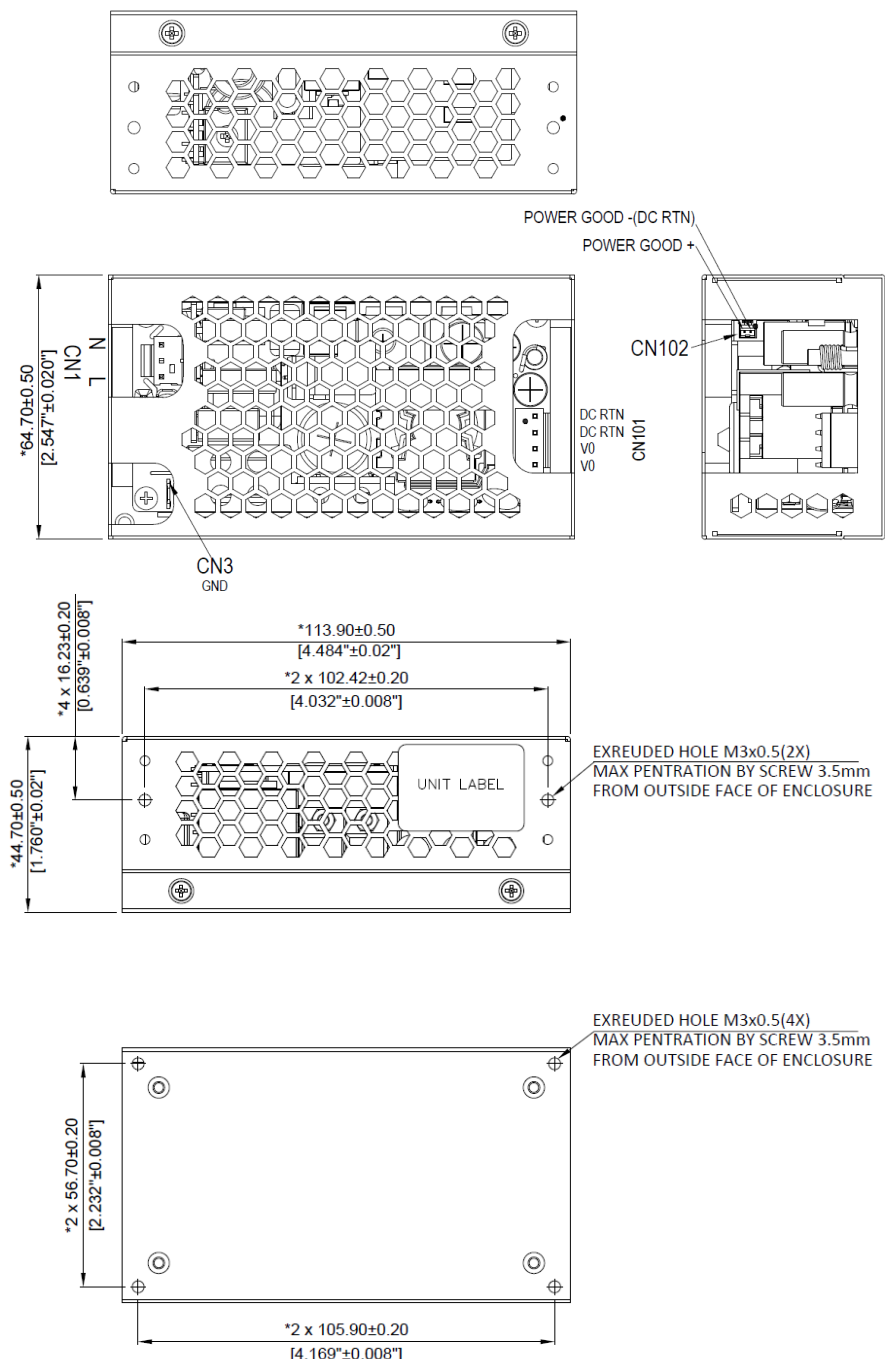
Medical AC-DC Enclosed Power Supply

12 V 200 W 2" x 4" High Density / MDS-200ADB12 AA

Dimensions

Mechanical drawing (3Pin input type)

L x W x H: 113.9 x 64.7 x 44.7 mm



Notes

- Dimensions are in mm(inches)
- There are two locations where assembled power supply is connected to the customer's product
 - a. Bottom mounting, use (4X) M3 screws to affix assembled power supply to product's enclosure. Extruded hole with thread must be withstand 9Kgf.cm (7.81 lb-in) min. Maximum allowed screw penetration is 3.5 mm (0.138 inch).
 - b. Side mounting, use (2X) M3 screws to affix one side of assembled power supply to the product's enclosure. Extruded hole with thread must be withstand 9 Kgf.cm (7.81 lb-in) min. Maximum allowed screw penetration is 3.5 mm (0.138 inch).

Medical AC-DC Enclosed Power Supply

12 V 200 W 2" x 4" High Density / MDS-200ADB12 AA

Input Connector CN1	
Pin 1	Neutral
Pin 3	Line

- CN1 mates with Molex housing 26-03-4030 and Molex series 6838 crimp terminals.
- Input Line can also be connected to Neutral, and Input Neutral can be connected to Line.

Output Connector CN101	
Pin1	V _o
Pin2	V _o
Pin3	DC RTN
Pin4	DC RTN

- CN101 mates with JST housing VHR-4N and JST terminal SVH-41T-P1.1.
- CN3: PINGOOD JP-13T or equivalent mate with KST FDFNYD1-187 or other applicable connectors

Signal Connector CN102	
Pin 1	Power Good -(DC RTN)
Pin 2	Power Good +

- CN102 mates with Molex housing 0874390200 and Molex 874210000 crimp terminals.

Functions

Start-up Time

The time required for the output voltage to reach 90% of its set value, after the input voltage is applied.

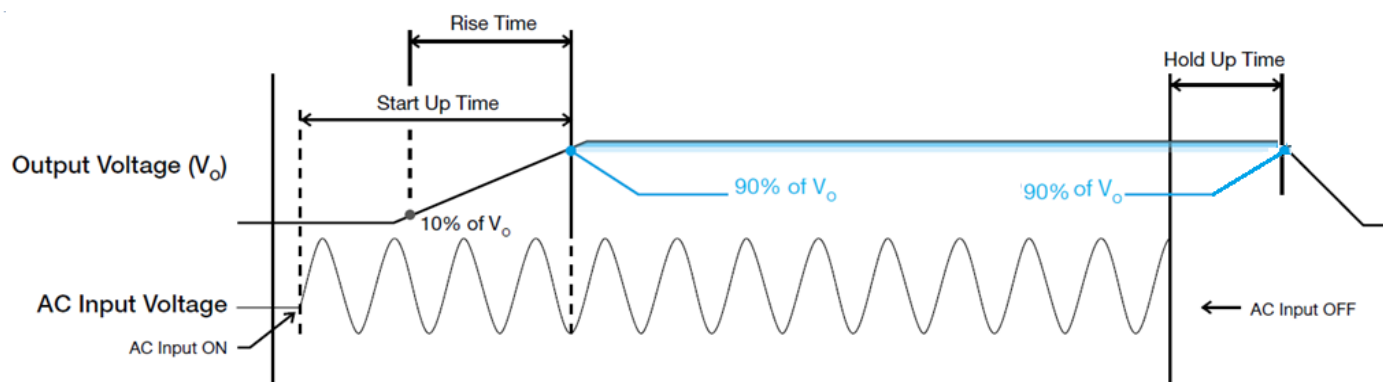
Rise Time

The time required for the output voltage to change from 10% to 90% of its set value.

Hold-up Time

Hold up time is the time when the AC input collapses and output voltage retains regulation for a certain period of time. The time required for the output to reach 90% of its set value, after the input voltage is removed.

■ Graph illustrating the Start-up Time, Rise Time, and Hold-up Time



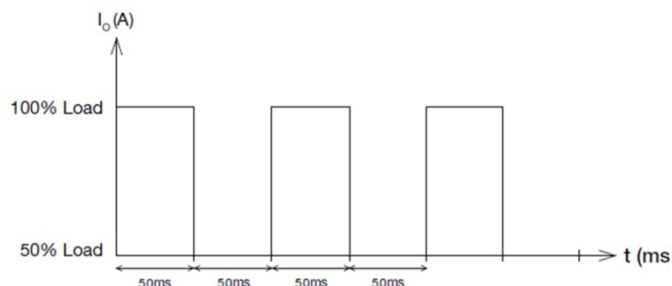
Medical AC-DC Enclosed Power Supply

12 V 200 W 2" x 4" High Density / MDS-200ADB12 AA

Dynamic Response

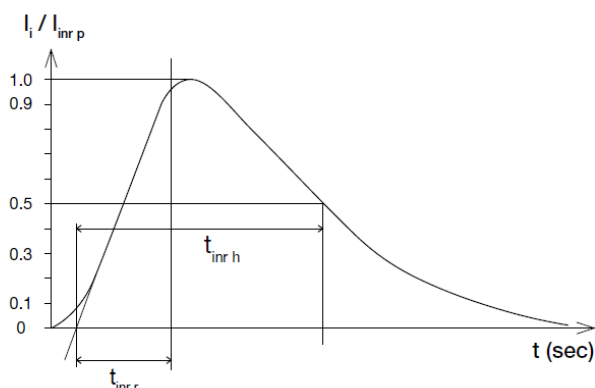
The power supply output voltage will remain within $\pm 5\%$ of its steady state value, when subjected to a dynamic load 50 to 100% of its rated current.

■ 50 to 100% Load



Inrush Current

Inrush current is the peak, instantaneous, input current measured and, occurs when the input voltage is first applied. For AC input voltages, the maximum peak value of inrush current will occur during the first half cycle of the applied AC voltage. This peak value decreases exponentially during subsequent cycles of AC voltage.

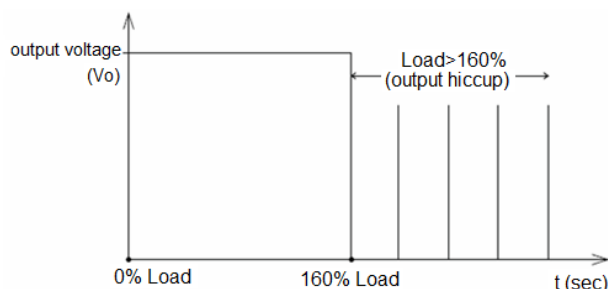


Overvoltage Protection

The power supply's overvoltage circuit will be activated when its internal feedback circuit fails. The output voltage shall not exceed its specifications defined on Page 6 under "Protections". Power supply will latch off, and require removal/re-application of input AC voltage in order to restart.

Short Circuit Protection

The power supply's output OLP/OCP function also provides protection against short circuits. When a short circuit is applied, the output current will operate in "Hiccup mode", as shown in the illustration in the OLP/OCP section on this page. The power supply will return to normal operation after the short circuit is removed.



Overload & Overcurrent Protections

The power supply's Overload (OLP) and Overcurrent (OCP) Protections will be activated before output current under 160% of I_o (Max load). Upon such occurrence, V_o will start to drop. Once the power supply has reached its maximum power limit, the protection will be activated and the power supply will go into "Hiccup mode" (Auto-Recovery). The power supply will recover once the fault condition causing the OLP and OCP is removed and I_o is back within the specified limit.

Additionally, if the I_{out} is $< 160\%$ but $> 100\%$ for a prolong period of time (depending on the load), the Over Temperature Protection (OTP) will be activated due to high temperature on critical components. Then, the power supply will be latched off, and require recycling of input voltage to restart it.

Over Temperature Protection

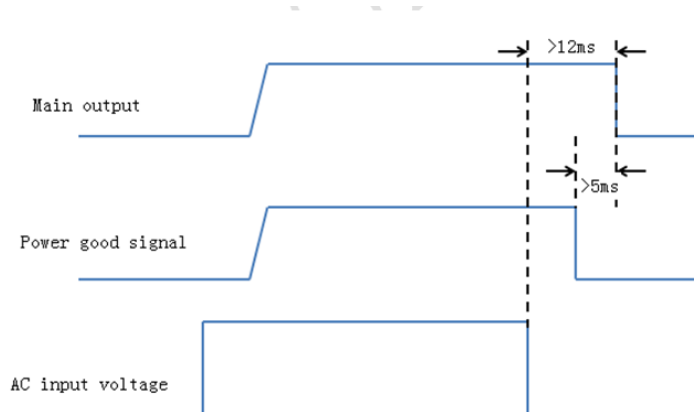
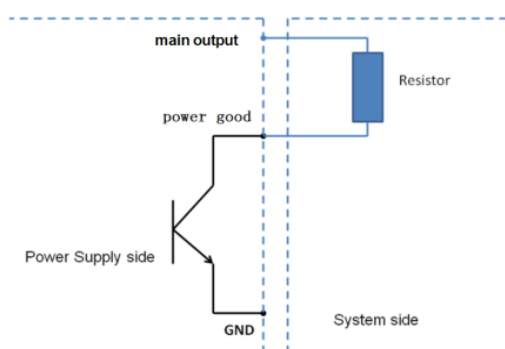
As mentioned above, the power supply also has Over Temperature Protection (OTP). This is activated when the overload condition persists for an extended duration and the output current is below the overload trigger point but $> 100\%$ load. In the event of a higher operating temperature condition at 100% load, the power supply will run into OTP when the surrounding air temperature is higher than the operating temperature. When activated, the output voltage will go into latch mode until the input voltage is removed; then, reapplied, and the surrounding air temperature drops to its normal operating temperature.

Medical AC-DC Enclosed Power Supply

12 V 200 W 2" x 4" High Density / MDS-200ADB12 AA

Power Good

Power Good+ pin is an open collector transistor (40 V/600 mA rating). A resistor (suggested value 20 Kohm, 1/8 W) can be added between output pin (or, other available pull-up voltage that is no greater than 30 V) and the Power Good+ pin (refer to figure below). Value of pull-up resistor may have to be adjusted, depending on voltage used, and other end-use conditions of the Power Good+ pin connection to the product. When AC input is on, Power Good+ pin will be high. When AC input is off, Power Good+ pin will be low. There will be a minimum of 5 milliseconds (with 120 W convection output power) between the time the power good goes to low level, and the time when the output reaches 90% of its rated value.



Medical AC-DC Enclosed Power Supply

12 V 200 W 2" x 4" High Density / MDS-200ADB12 AA

Certificate



Delta has been certified as meeting the requirement of ISO 13485: 2003 and EN ISO 13485:2012 for the design and manufacture of switching power supply and adaptor for medical device.



In addition to a UL Total Certification Program (TCP) approved client laboratory for IEC62368-1. Delta also has participated UL Client Test Data Program (CDTP) for IEC 60601

Attention

Delta provides all information in the datasheets on an "AS IS" basis and does not offer any kind of warranty through the information for using the product. In the event of any discrepancy between the information in the catalog and datasheets, the datasheets shall prevail (please refer to www.DeltaPSU.com for the latest datasheets information). Delta shall have no liability of indemnification for any claim or action arising from any error for the provided information in the datasheets. Customer shall take its responsibility for evaluation of using the product before placing an order with Delta.

Delta reserves the right to make changes to the information described in the datasheets without notice.

Manufacturer and Authorized Representatives Information

Manufacturer

Thailand

Delta Electronics (Thailand) PCL.
909 Pattana 1 Rd., Muang, Samutprakarn, 10280 Thailand

Taiwan

Delta Electronics, Inc.
3 Tungyuan Road, Chungli Industrial Zone, Taoyuan County
32063, Taiwan

Authorized Representatives

The Netherlands

Delta Greentech (Netherlands) B.V.
Zandsteen 15, 2132 MZ Hoofddorp, The Netherlands

United Kingdom

Delta Electronics Europe Limited
1 Redwood Court, Peel Park Campus,
East Kilbride, Glasgow, G74 5PF, United Kingdom