

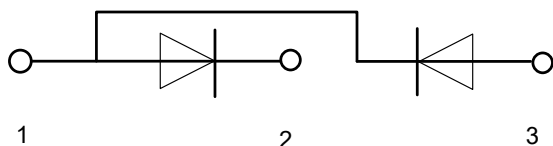
Features

- Lead Free Finish/RoHS Compliant(Note 1) ("P" Suffix Designates Compliant. See Ordering Information)
- Heat Transfer Through Aluminum Oxide DBC Ceramic Isolated Metal Baseplate
- Blocking voltage:1200 to 1800V

Applications

- Non-Controllable Rectifiers for AC/AC Converters
- Line Rectifiers for Transistorized AC Motor Controllers
- Field Supply for DC Motors

MCC Part Number	V _{RRM}	V _{RSM}
MD260C12D3	1200V	1400V
MD260C14D3	1400V	1600V
MD260C16D3	1600V	1800V
MD260C18D3	1800V	2000V



**260 Amp
DIODE MODULES
1200 to 1800 Volts**

D3

DIMENSIONS					
DIM	INCHES		MM		NOTE
	MIN	MAX	MIN	MAX	
A	1.654	1.693	42.00	43.00	
B	1.358	1.398	34.50	35.50	
C	1.102	1.142	28.00	29.00	
D	2.028	2.067	51.50	52.50	
E	1.909	1.988	48.50	50.50	
F	1.240	1.280	31.50	32.50	
G	0.295	0.335	7.50	8.50	
H	0.217	0.256	5.50	6.50	
K	0.689	0.728	17.50	18.50	
L	1.791	1.988	45.50	50.50	
M	1.476	1.516	37.50	38.50	
N	0.728	0.768	18.50	19.50	
O	0.768	0.807	19.50	20.50	
P	3.130	3.169	79.50	80.50	
Q	4.508	4.547	114.50	115.50	
R	0.236	0.276	6.00	7.00	∅
S	0.492	0.632	12.50	13.50	

Note:1. High Temperature Solder Exemptions Applied, See EU Directive Annex 7a.

Maximum Ratings

Symbol	Conditions	Values	Units
IFAV	Single phase ,half wave 180° conduction Tc=95°C	260	A
IFSM	t=10mS Tvj =45°C	8500	A
i ² t	t=10mS Tvj =45°C	361000	A ² s
V _{isol}	a.c.50HZ;r.m.s.;1min	2500	V
T _{vj}		-40 to 150	°C
T _{stg}		-40 to 125	°C
Mt	To terminals(M6)	12±15%	Nm
Ms	To heatsink(M6)	6±15%	Nm
Weight	Module (Approximately)	650	g

Thermal Characteristics

Symbol	Conditions	Values	Units
R _{th(j-c)}	Per diode	0.14	°C/W
R _{th(c-s)}	Module	0.04	°C/W

Electrical Characteristics

Symbol	Conditions	Values			Units
		Min.	Typ.	Max.	
V _{FM}	T=25°C I _F =300A	—	—	1.45	V
I _{RD}	T _{vj} =150°C V _{RD} =V _R RM	—	—	9	mA

Performance Curves

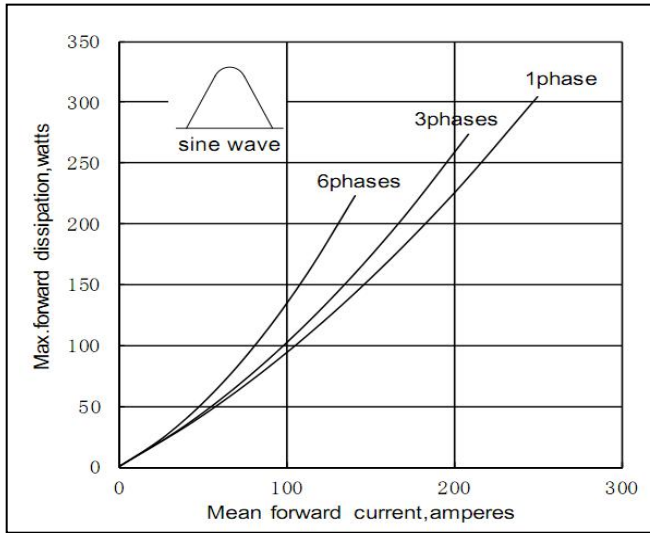


Fig1. Power dissipation

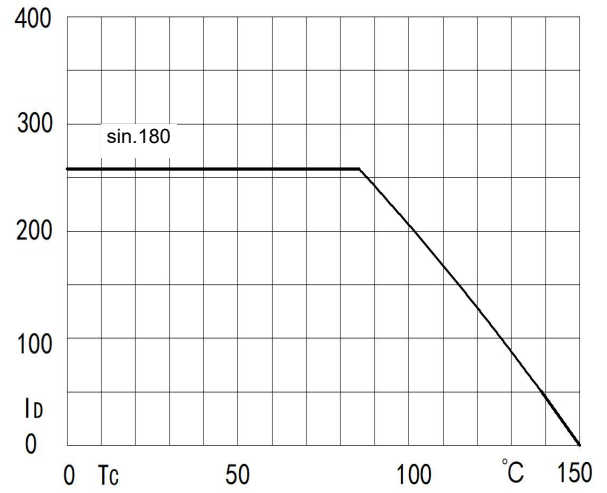


Fig2. Forward Current Derating Curve

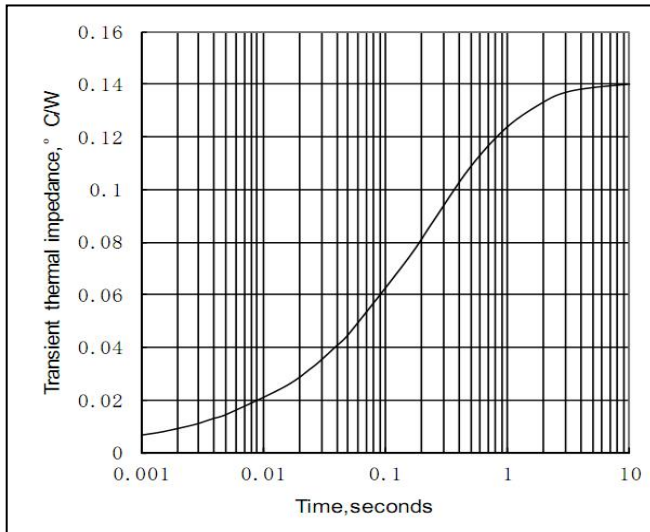


Fig3. Transient thermal impedance

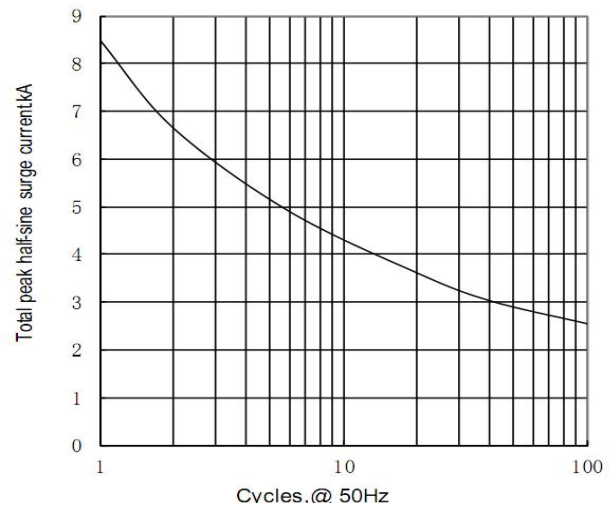


Fig4. Max Non-Repetitive Forward Surge Current

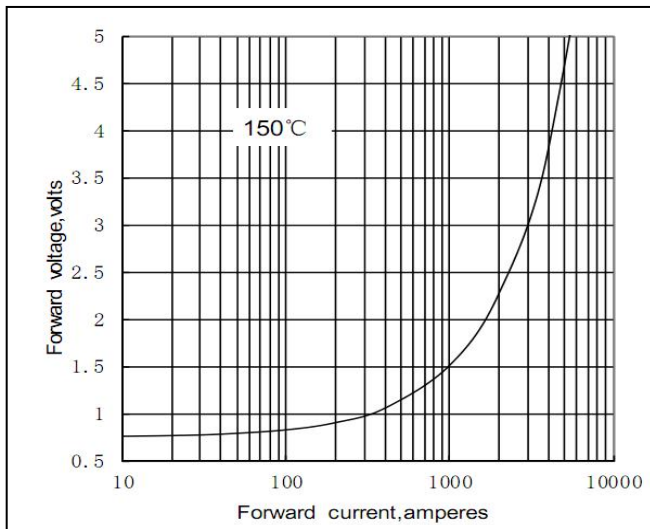


Fig5. Forward Characteristics

Ordering Information

Device	Packing
Part Number-BP	Bulk: 1PCS/BOX ;16PCS/CTN

*****IMPORTANT NOTICE*****

Micro Commercial Components Corp. reserves the right to make changes without further notice to any product herein to make corrections, modifications, enhancements, improvements, or other changes. **Micro Commercial Components Corp.** does not assume any liability arising out of the application or use of any product described herein; neither does it convey any license under its patent rights, nor the rights of others. The user of products in such applications shall assume all risks of such use and will agree to hold **Micro Commercial Components Corp.** and all the companies whose products are represented on our website, harmless against all damages.

*****LIFE SUPPORT*****

MCC's products are not authorized for use as critical components in life support devices or systems without the express written approval of Micro Commercial Components Corporation.

*****CUSTOMER AWARENESS*****

Counterfeiting of semiconductor parts is a growing problem in the industry. Micro Commercial Components (MCC) is taking strong measures to protect ourselves and our customers from the proliferation of counterfeit parts. MCC strongly encourages customers to purchase MCC parts either directly from MCC or from Authorized MCC Distributors who are listed by country on our web page cited below. Products customers buy either from MCC directly or from Authorized MCC Distributors are genuine parts, have full traceability, meet MCC's quality standards for handling and storage. **MCC will not provide any warranty coverage or other assistance for parts bought from Unauthorized Sources.** MCC is committed to combat this global problem and encourage our customers to do their part in stopping this practice by buying direct or from authorized distributors.