

MB05M THRU MB10M

Features

- Glass Passivated Diode Construction
- High Surge Overload Rating:35A peak
- Saves Space on Printed Circuit Board
- High Temperature Soldering Guaranteed: 260°C/10 Second
- Halogen free available upon request by adding suffix "-HF"
- Epoxy meets UL 94 V-0 flammability rating
- Moisture Sensitivity Level 1
- Lead Free Finish/Rohs Compliant (Note1) ("P" Suffix designates Compliant. See ordering information)
- Terminals: Plated Leads Solderable per MIL-STD-750, Method 2026

Maximum Ratings

MCC Part Number	Device Marking	Maximum Recurrent Peak Reverse Voltage	Maximum RMS Voltage	Maximum DC Blocking Voltage
MB05M	MB05M	50V	35V	50V
MB1M	MB1M	100V	70V	100V
MB2M	MB2M	200V	140V	200V
MB4M	MB4M	400V	280V	400V
MB6M	MB6M	600V	420V	600V
MB8M	MB8M	800V	560V	800V
MB10M	MB10M	1000V	700V	1000V

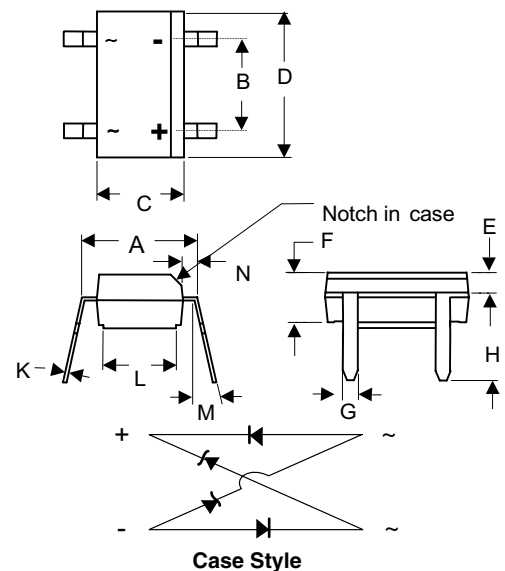
Electrical Characteristics @ 25°C Unless Otherwise Specified

Average Forward Current	$I_{F(AV)}$	0.5 A ⁽¹⁾ 0.8 A ⁽²⁾	See Fig.1
Peak Forward Surge Current	I_{FSM}	35A	8.3ms, half sine
Maximum Instantaneous Forward Voltage	V_F	1.0V	$I_{FM} = 0.4A$; $T_A = 25^\circ C$
Maximum DC Reverse Current At Rated DC Blocking Voltage	I_R	5 μA 100 μA	$T_A = 25^\circ C$ $T_A = 125^\circ C$
Typical Thermal Resistance	$R_{\theta JA}$ $R_{\theta JA}$ $R_{\theta JL}$	85 $^\circ C/W$ ⁽¹⁾ 70 $^\circ C/W$ ⁽²⁾ 20 $^\circ C/W$ ⁽¹⁾	per leg
Typical Junction Capacitance	C_J	13pF	Measured at 1.0MHz, $V_R=4.0V$
Rating For Fusing	I^2t	5.0A ² s	t<8.30ms
Operating Junction and Storage Temperature Range	T_J T_{STG}	-55to+150 $^\circ C$	

- Notes:
1. High Temperature Solder Exemption Applied, see EU Directive Annex Notes 7
 2. On glass epoxy P.C.B. mounted on 0.05 x 0.05"(1.3 x 1.3mm) pads
 3. On aluminum substrate P.C.B. with an area of 0.8" x 0.8"(20 x 20mm) mounted on 0.05 x 0.05"(1.3x 1.3mm) solder pad

0.5 Amp Single Phase Glass Passivated Bridge Rectifier 50 to 1000 Volts

MB-1



Case Style

DIM	DIMENSIONS				NOTE
	INC HES		MM		
	MIN	MAX	MIN	MAX	
A	.195	.205	4.95	5.21	
B	.095	.105	2.41	2.67	
C	.144	.161	3.65	4.10	
D	.179	.190	4.55	4.83	
E	.039	.049	0.99	1.24	
F	.090	.106	2.30	2.70	
G	.017	.029	0.43	0.74	
H	.132	.203	3.35	5.16	
K	.006	.016	0.15	0.41	
L	.137	.147	3.48	3.73	
M	10°	15°	10°	15°	
N	.020	.028	0.51	0.71	

Figure 1. Derating Curve for Output Rectified Current

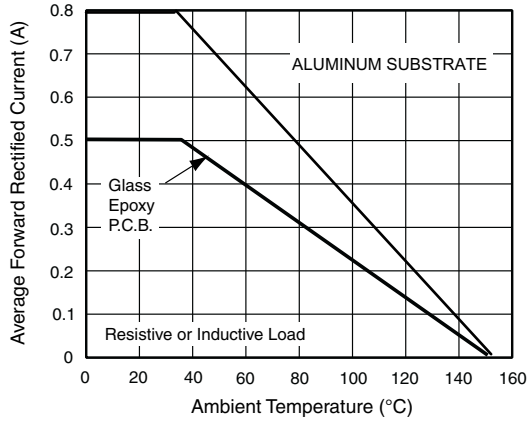
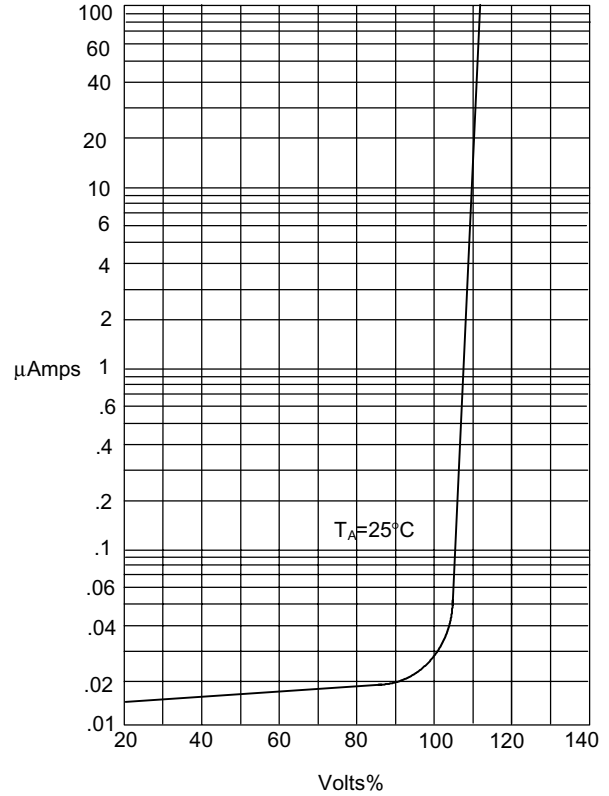
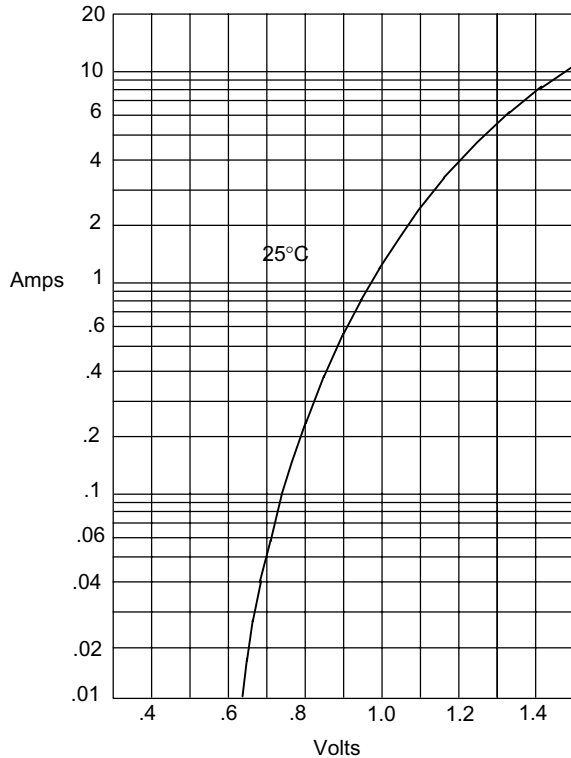


Figure 2
Typical Reverse Characteristics



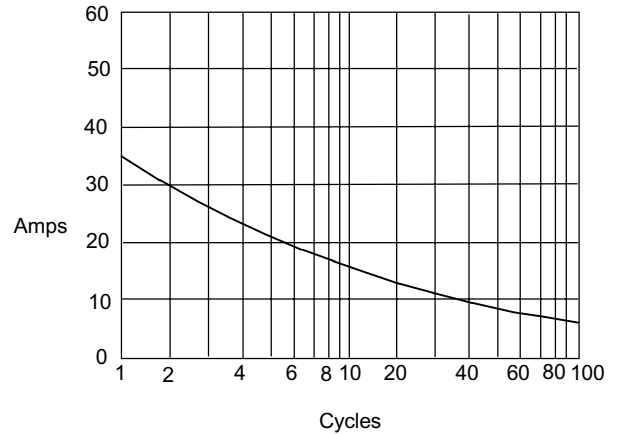
Instantaneous Reverse Leakage Current - MicroAmperes versus Percent Of Rated Peak Reverse Voltage - Volts%

Figure 3
Typical Forward Characteristics



Instantaneous Forward Current - Amperes versus Instantaneous Forward Voltage - Volts

Figure 5
Peak Forward Surge Current



Peak Forward Surge Current - Amperes versus Number Of Cycles At 60Hz - Cycles



Micro Commercial Components

Ordering Information

Device	Packing
(Part Number)-BP	Bulk; 5K/Box

Note : Adding "-HF" suffix for halogen free, eg. Part Number-BP-HF

IMPORTANT NOTICE

Micro Commercial Components Corp. reserves the right to make changes without further notice to any product herein to make corrections, modifications, enhancements, improvements, or other changes. **Micro Commercial Components Corp.** does not assume any liability arising out of the application or use of any product described herein; neither does it convey any license under its patent rights, nor the rights of others. The user of products in such applications shall assume all risks of such use and will agree to hold **Micro Commercial Components Corp.** and all the companies whose products are represented on our website, harmless against all damages.

LIFE SUPPORT

MCC's products are not authorized for use as critical components in life support devices or systems without the express written approval of Micro Commercial Components Corporation.

CUSTOMER AWARENESS

Counterfeiting of semiconductor parts is a growing problem in the industry. Micro Commercial Components (MCC) is taking strong measures to protect ourselves and our customers from the proliferation of counterfeit parts. MCC strongly encourages customers to purchase MCC parts either directly from MCC or from Authorized MCC Distributors who are listed by country on our web page cited below. Products customers buy either from MCC directly or from Authorized MCC Distributors are genuine parts, have full traceability, meet MCC's quality standards for handling and storage. **MCC will not provide any warranty coverage or other assistance for parts bought from Unauthorized Sources.** MCC is committed to combat this global problem and encourage our customers to do their part in stopping this practice by buying direct or from authorized distributors.

www.mccsemi.com