

Features

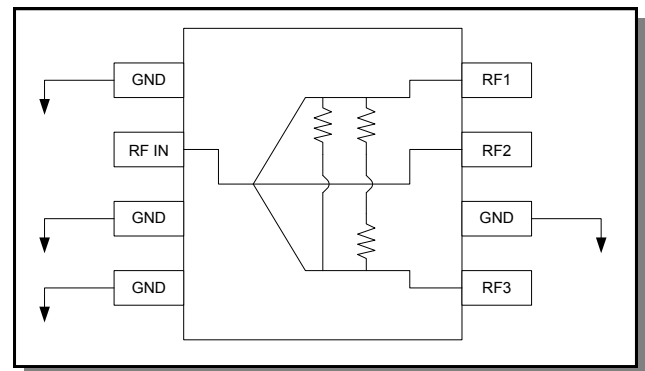
- Small Size and Low Profile
- Industry Standard SOIC-8 SMT Plastic Package
- Excellent Amplitude and Phase Balance
- Superior Repeatability
- Typical Insertion Loss: 1.0 dB
- Typical Isolation: 18 dB
- 1 Watt Power Handling
- Lead-Free SOIC-8 Package
- 100% Matte Tin Plating over Copper
- Halogen-Free “Green” Mold Compound
- 260°C Reflow Compatible
- RoHS* Compliant Version of DS53-0005

Description

M/A-COM’s MAPDCC0006 is an IC-based monolithic power divider using M/A-COM’s GMIC technology in a low cost SOIC-8 plastic package. This 3-way power divider is ideally suited for applications where small size, low insertion loss, superior phase/amplitude tracking and low cost are required. Typical applications include personal communication systems and other communication applications where size and PCB real estate are at a premium. Available in tape and reel.

The MAPDCC0006 is fabricated using a passive-integrated circuit process. The process features full-chip passivation for increased performance and reliability.

Functional Diagram



Pin Configuration

Pin No.	Function	Pin No.	Function
1	GND	5	RF3
2	RF IN	6	GND
3	GND	7	RF2
4	GND	8	RF1

Ordering Information

Part Number	Package
MAPDCC0006	Bulk Packaging
MAPDCC0006TR	1000 piece reel
MAPDCC0006-TB	Sample Test Board

Note: Reference Application Note M513 for reel size information.

Electrical Specifications: $T_A = 25^\circ\text{C}^1$

Parameter	Units	Min	Typ	Max
Insertion Loss above 4.8 dB	dB	—	1.0	1.4
Isolation	dB	12	18	—
VSWR Input	Ratio	—	1.8:1	2.0:1
Amplitude Balance	dB	—	0.3	0.6
Phase Balance	Deg.	—	7	14

1. All specifications apply with a 50-ohm source and load impedance.

* Restrictions on Hazardous Substances, European Union Directive 2002/95/EC.

Absolute Maximum Ratings ^{2,3}

Parameter	Absolute Maximum
Input Power ⁴	1W CW
Operating Temperature	-40°C to +85°C
Storage Temperature	-65°C to +150°C

- Exceeding any one or combination of these limits may cause permanent damage to this device.
- M/A-COM does not recommend sustained operation near these survivability limits.
- With internal load dissipation of 0.125W maximum.

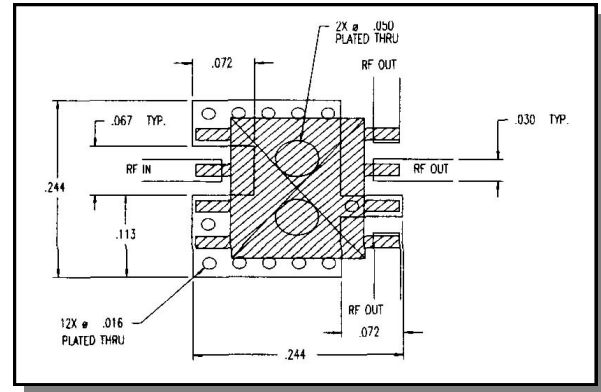
Handling Procedures

Please observe the following precautions to avoid damage:

Static Sensitivity

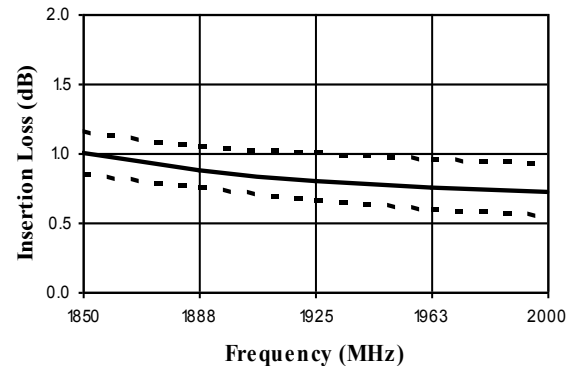
GMIC Circuits are sensitive to electrostatic discharge (ESD) and can be damaged by static electricity. Proper ESD control techniques should be used when handling these devices.

Recommended PIN Configuration

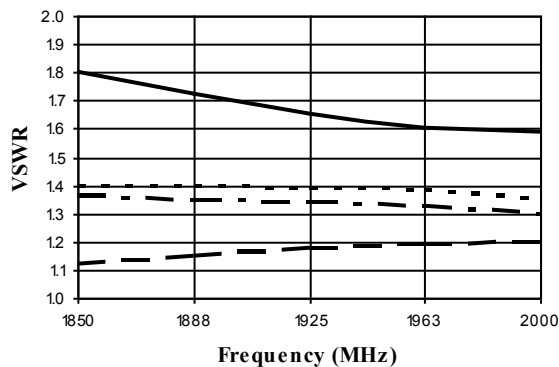


Typical Performance Curves

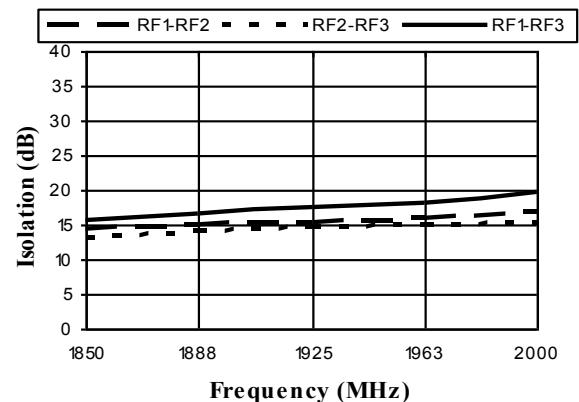
Insertion Loss
(Dashed lines show amplitude balance window)



VSWR

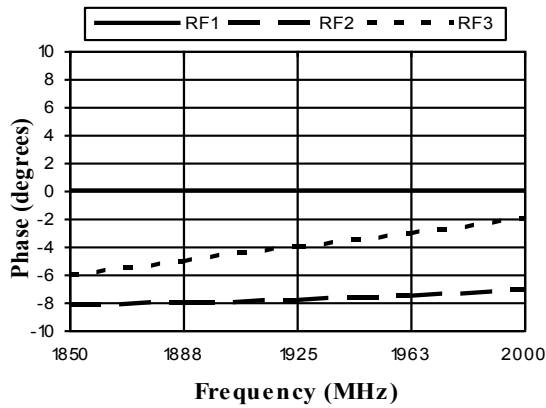


Isolation

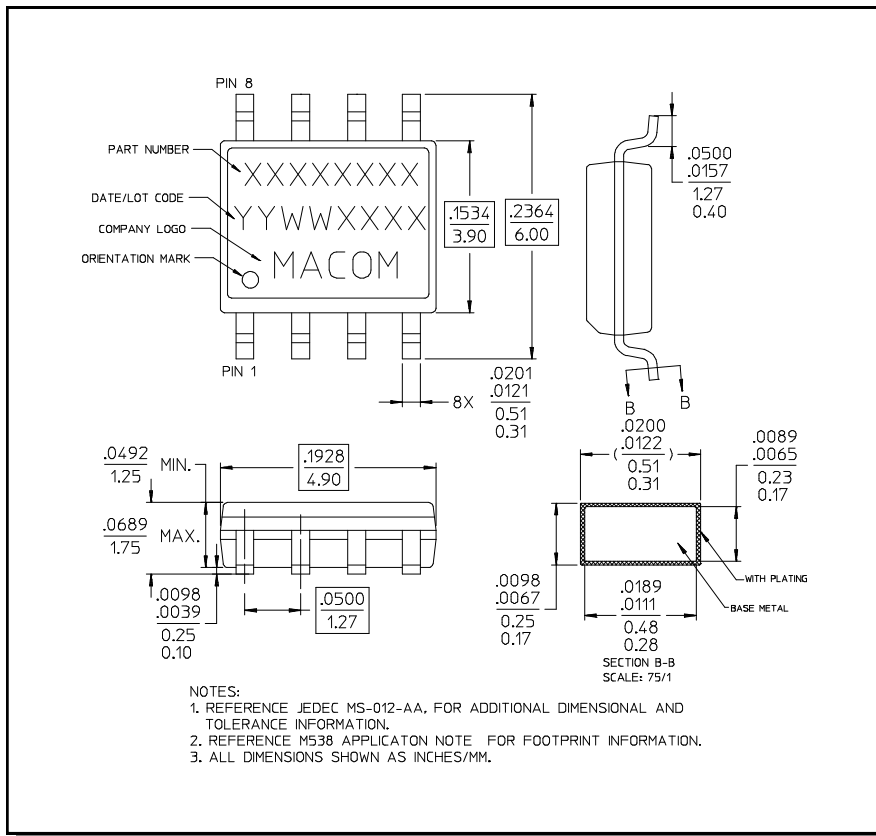


Typical Performance Curves

Phase Balance (Relative to RF1)



Lead-Free, SOIC-8[†]



3 [†] Reference Application Note M538 for lead-free solder reflow recommendations.

M/A-COM Technology Solutions Inc. All rights reserved.

Information in this document is provided in connection with M/A-COM Technology Solutions Inc ("MACOM") products. These materials are provided by MACOM as a service to its customers and may be used for informational purposes only. Except as provided in MACOM's Terms and Conditions of Sale for such products or in any separate agreement related to this document, MACOM assumes no liability whatsoever. MACOM assumes no responsibility for errors or omissions in these materials. MACOM may make changes to specifications and product descriptions at any time, without notice. MACOM makes no commitment to update the information and shall have no responsibility whatsoever for conflicts or incompatibilities arising from future changes to its specifications and product descriptions. No license, express or implied, by estoppel or otherwise, to any intellectual property rights is granted by this document.

THESE MATERIALS ARE PROVIDED "AS IS" WITHOUT WARRANTY OF ANY KIND, EITHER EXPRESS OR IMPLIED, RELATING TO SALE AND/OR USE OF MACOM PRODUCTS INCLUDING LIABILITY OR WARRANTIES RELATING TO FITNESS FOR A PARTICULAR PURPOSE, CONSEQUENTIAL OR INCIDENTAL DAMAGES, MERCHANTABILITY, OR INFRINGEMENT OF ANY PATENT, COPYRIGHT OR OTHER INTELLECTUAL PROPERTY RIGHT. MACOM FURTHER DOES NOT WARRANT THE ACCURACY OR COMPLETENESS OF THE INFORMATION, TEXT, GRAPHICS OR OTHER ITEMS CONTAINED WITHIN THESE MATERIALS. MACOM SHALL NOT BE LIABLE FOR ANY SPECIAL, INDIRECT, INCIDENTAL, OR CONSEQUENTIAL DAMAGES, INCLUDING WITHOUT LIMITATION, LOST REVENUES OR LOST PROFITS, WHICH MAY RESULT FROM THE USE OF THESE MATERIALS.

MACOM products are not intended for use in medical, lifesaving or life sustaining applications. MACOM customers using or selling MACOM products for use in such applications do so at their own risk and agree to fully indemnify MACOM for any damages resulting from such improper use or sale.