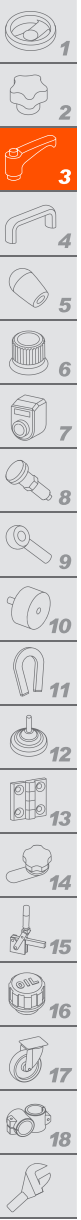


# M.180 | Lever handles

Duroplast



## MATERIAL

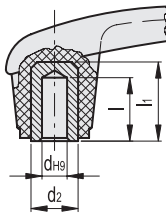
Phenolic based (PF) Duroplast, black colour, glossy finish.

## STANDARD EXECUTIONS

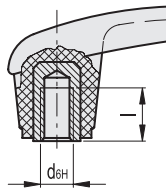
- **M.180-A:** black-oxide steel boss, plain blind hole.
- **M.180-B:** brass boss:
  - cylindrical blind hole (1)
  - threaded blind hole (2)
  - blind square hole complete with set screw for fitting to shaft according to UNI 5929-85 (grub screw with hexagon socket and cup end). (3)



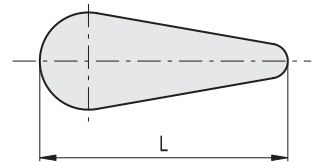
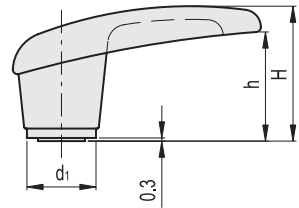
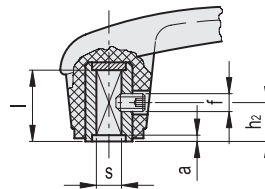
**M.180-A**  
**M.180-B (1)**



**M.180-B (2)**



**M.180-B (3)**



Conversion Table	
1 mm = 0.039 inch	
L	
mm	inch
79	3.11
99	3.90
118	4.65

**METRIC**

Code	Description	dH9	d6H	sH8	L	H	h	h2	d1	d2	l	l1	f	a	△
36202	M.180/80 B-8	8	-	-	79	42	34	-	22	15	20	25	-	-	56
36211	M.180/80 B-M8	-	M8	-	79	42	34	-	22	-	20	-	-	-	42
36221	M.180/80 B-7x7	-	-	7	79	42	34	13	22	12	25	-	M5	3	56
36301	M.180/100 A-10	10	-	-	99	52	42	-	22	16	21	25	-	-	62
36312	M.180/100 B-8	8	-	-	99	52	42	-	22	15	20	25	-	-	56
36322	M.180/100 B-8x8	-	-	8	99	52	42	13	22	12	25	-	M5	3	60
36402	M.180/120 A-10	10	-	-	118	57	45	-	25	16	21	25	-	-	89
36403	M.180/120 A-12	12	-	-	118	57	45	-	25	18	23	29	-	-	94

Clamping levers