

# LUMINUS INFRARED

## SECURITY • MACHINE VISION • AUTOMOTIVE • CONSUMER

Luminus' IR portfolio is designed for performance in challenging environments in or out doors. With four wavelength options from 730 nm to 940 nm and multiple beam angle choices and packages, Luminus IR LEDs deliver excellent wall-plug efficiency, industry leading thermal resistance, and can handle the high pulse currents used in most infrared applications.

Our infrared LEDs are powerful enough for applications that require illumination hundreds of feet away from the source. For CCTV exterior applications the LEDs are typically used in conjunction with an external lens. And for applications like automatic number plate recognition (ANPR) or close up gaming and gesture recognition applications where extremely fast response times are required, Luminus IR LEDs are perfect.

For defense applications, the 940 nm IR LEDs provide stealth mode operation by dramatically reducing the so-called red glow.

Commercial, defense, gaming, security and other applications that use infrared light are supported by the Luminus IR portfolio.









### INFRARED APPLICATIONS

- Surveillance
- CCTV
- Machine Vision
- Biometric Identification
- 3D Gaming
- Defense & Security
- Audio / Video Communications
- Obstruction Sensing
- Automotive Vision
- Driver Monitoring
- Occupancy Sensing
- Fiber Coupled Illumination
- Medical and Scientific Instrumentation

### INFRARED PRODUCT PORTFOLIO

#### Single and Dual Junction Emitters

Image	Product	Wavelength	Viewing Angle	Package	Max CW Drive Current	Optical Output
Dual Junction Emitters						
	SST-06-IRD	810 nm	80°	3.45 mm x 3.45 mm SMT	1.0 A	475 – 595 mW (0.35 A)
	SST-10-IRD	810 nm 850 nm 940 nm	90° or 130° 50°, 90°, or 130° 50°, 90°, or 130°	3.45 mm x 3.45 mm SMT	1.5 A	475 – 595 mW (0.35 A) 505 – 655 mW (0.35 A) 475 – 595 mW (0.35 A)
Single Junction Emitters						
	SST-05-IR	850 nm	40° or 70°	3.45 mm x 3.45 mm SMT	1.0 A	265 – 365 mW (0.35 A) 730 – 1000 mW (1.0 A)
	SST-10-IR	850 nm 940 nm	90° or 130° 90° or 130°	3.45 mm x 3.45 mm SMT	1.5 A	265 – 325 mW (0.35 A) 205 – 265 mW (0.35 A)
	SST-10-FR	730 nm	90° or 130°	3.45 mm x 3.45 mm SMT	1.5 A	270 – 390 mW (0.35 A)
	CBM-120-FR	730 nm	Lambertian	C15 28 mm x 26.75mm core board	18 A	4.6 – 10.6 W (13.5 A)

#### FEATURES & BENEFITS

- Available in 730 nm, 810nm, 850nm and 940nm wavelengths to provide optimized performance for a large variety of end applications.
- Wall-Plug Efficiency: typ. 42% @350mA
- Vertical chip LED technology for high power density and uniform emission
- 40° to 130° viewing angle
- Emission patterns engineered to address high punch, long range, and high uniformity.
- 3.5mm x 3.5mm SMT package
- Low Thermal Resistance Package
- Built-in ESD Protection
- RoHS and REACH compliant