

LXD150 series

LED Power Supply

Dimmable LED Power Supplies

LED Power
150W

LED POWER

next generation power source

FEATURES

- High Efficiency (typ. 93%)
- Dimming Control
- Active PFC (Typical 0.99)
- IP67 Waterproof
- OVP, SCP
- -35 to 70°C deg operation
- Universal Input 90-305VAC
- UL8750 compliant
- EN61347-1, -2-13 compliant

The LXD150 series of dimmable LED power supplies from Excelsys Technologies can deliver up to 150W of output power in an extremely compact package size.

The LXD150 series of constant current power supplies provides up to 1400mA of output current and 428V output voltage solutions for specific LED requirements. With industry leading efficiencies, and an extensive protection feature set, the 5series provides high reliability and high performance in a compact package.

Model Number	Output Voltage	Output Current	Input Voltage	OVP Latching max	Efficiency
LXD150-0350SW	214-428V	350mA	90-305VAC	642V	93.5%
LXD150-0450SW	166-333V	450mA	90-305VAC	500V	93.0%
LXD150-0700SW	107-214V	700mA	90-305VAC	321V	93.0%
LXD150-1050SW	71-142V	1050mA	90-305VAC	213V	93.0%
LXD150-1400SW	54-107V	1400mA	90-305VAC	161V	92.5%

Input Specifications

Parameter	Conditions/Description	Min	Nom	Max	Units
Input Voltage Range	Universal Input	90		305	VAC
Input Frequency Range		47		63	Hz
Input Current	100VAC in, 150W output			1.8	A
Inrush Current	230VAC in, 25°C, Cold Start			65	A
Power Factor	220VAC, 110VAC	0.96		0.99	

Output Specifications

Parameter	Conditions/Description	Min	Nom	Max	Units
Line Regulation				±1	%
Load Regulation				±3	%
Voltage Range	See table of outputs				
Output Current Range	% of Iout (without dimming)			±5	%
Ripple and Noise	20MHz Bandwidth. See Note G			3.0	% pk-pk
Turn-on Delay	Measured at 220VAC and full load		1.0	2.0	s
Short Circuit Protection	Auto Recovery				
Over Voltage Protection	Latching. See individual models OVP levels				

General Specifications

Parameter	Conditions/Description	Min	Nom	Max	Units
Isolation Voltage	Input to Output See Note A	3750			VAC
	Input to Chassis	1500			VAC
Efficiency	See individual models		93.0		%
Safety Agency Approvals	UL8750, EN61347-1, -2-13				
No load Power Dissipation	Measured at 230 Vac			1.0	W
MTBF	MIL HDBK-217F, 110VAC input, 80% load, 25°C		343,000		Hours
Lifetime	220VAC input, 80% load, 45°C		88,000		Hours
Weight			1500		g
Operating Temperature	For 100VAC input, derate 2% per °C from 60°C to 70°C	-35		+70	°C
Storage Temperature		-40		+85	°C
Relative Humidity	Non-condensing (operating)	10		100	%RH



Europe/Asia

Excelsys Technologies Ltd t: +353 21 4354716
 27 Eastgate Drive f: +353 21 4354864
 Eastgate Business Park e: sales@excelsys.com
 Little Island, Cork, Ireland
 IRELAND

North America

Excelsys Technologies t: (972) 771 4544
 519 Interstate 30, #309 f: (972) 421 1805
 Rockwall, TX 75087 e: salesusa@excelsys.com
 USA

EMC				
Parameter	Standard		Level	Units
Emissions				
Conducted	EN55015		Compliant	
Radiated	EN55015		Compliant	
Harmonic Distortion	EN61000-3-2		Compliant	
Flicker and Fluctuation	EN61000-3-3		Compliant	
Immunity				
ESD	EN61000-4-2		Level 4	
Radiated RFI	EN61000-4-3		Level 3	
Fast Transients - burst	EN61000-4-4		Level 4	
Surge Immunity	EN61000-4-5		Level 4	
Conducted RFI	EN61000-4-6		Compliant	
Power Freq Magnetic Field	EN61000-4-8		Compliant	
Voltage Dips	EN61000-4-11			

Dimming Control					
Parameter		Min	Nom	Max	Units
Control Voltage (1-10V input)	Voltage applied on 1-10V input wire	-2		12	V
Source Current (1-10V input)	Source current on 1-10V input wire	0		1	mA

- Note A. Primary to Secondary Isolation test not to be carried out on power supply.
- Note B. Load Voltage must be maintained above minimum voltage. See models for voltage range.
- Note C. Dimming range is 10%-100%
- Note D. Dimming Signal Voltage should be above 1V for linear dimming control.
- Note E. See Dimming Implementation diagrams for various dimming methods.
- Note F. Do not connect GND of Dimming cable to Output..
- Note G. Output connected in parallel with 0.1uF ceramic capacitor and 10uF electrolytic capacitor.

INPUT / OUTPUT WIRING

INPUT CABLE

SJTW 18AWG 3C
Black (L), White(N), Green (G) 650±20mm

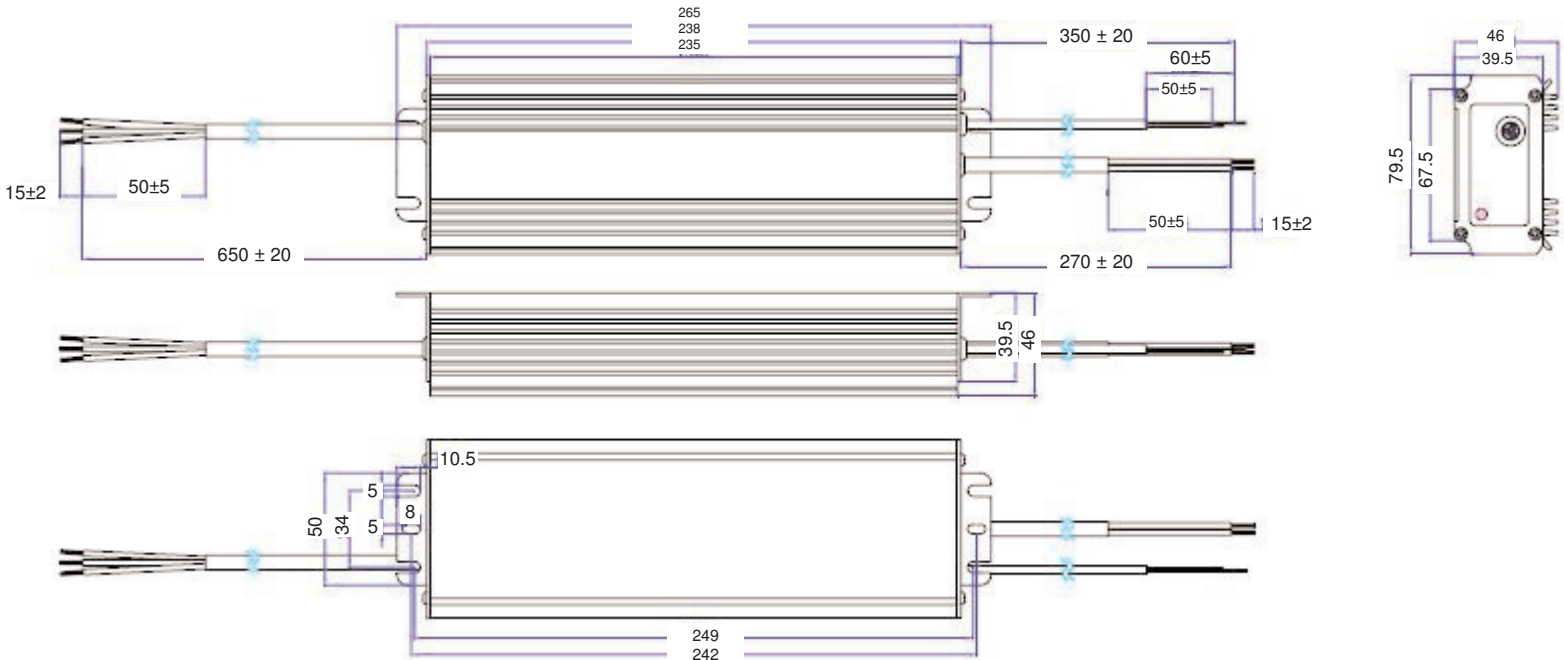
OUTPUT CABLE

SJTW 18AWG 2C
Black (-V) and Red (+V) 270±20mm

DIMMING CABLE

SJTW 22AWG 2C
Purple (0-10V), Grey(GND)

MECHANICAL SPECIFICATIONS



Specifications are subject to change without notice
LXD150 Datasheet Release 8 April 2011



Europe/Asia

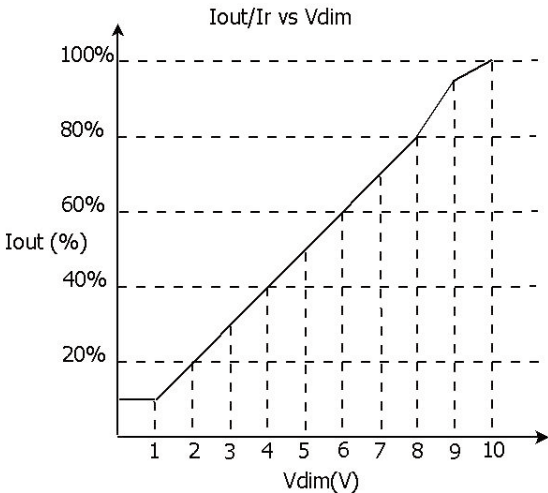
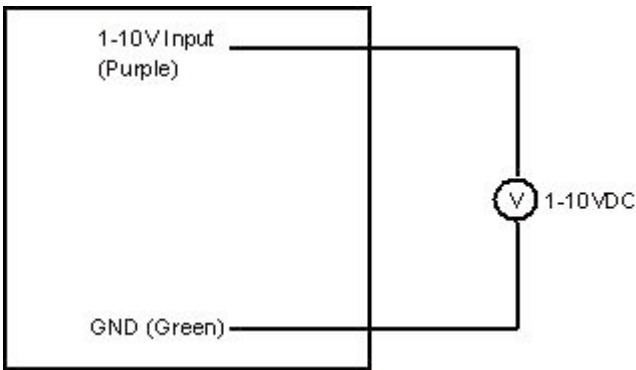
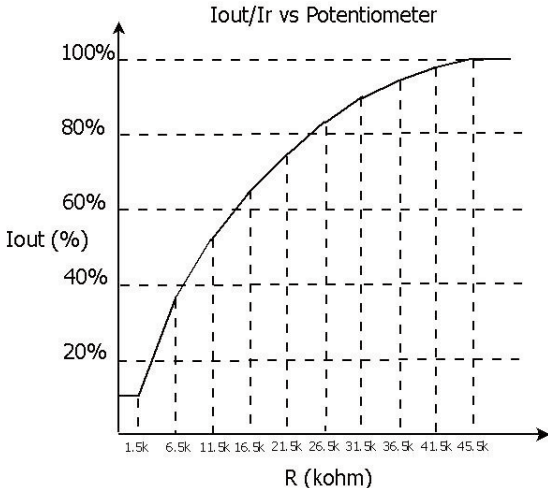
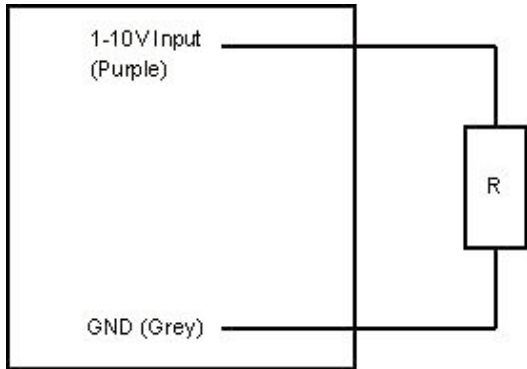
Excelsys Technologies Ltd t: +353 21 4354716
27 Eastgate Drive f: +353 21 4354864
Eastgate Business Park e: sales@excelsys.com
Little Island, Cork, Ireland
IRELAND

North America

Excelsys Technologies t: (972) 771 4544
519 Interstate 30, #309 f: (972) 421 1805
Rockwall, TX 75087 e: salesusa@excelsys.com
USA

Dimming Implementation Diagrams

**LED Power
150W**



Specifications are subject to change without notice
LXD150 Datasheet Release 8 April 2011



Europe/Asia		North America	
Excelsys Technologies Ltd	t: +353 21 4354716	Excelsys Technologies	t: (972) 771 4544
27 Eastgate Drive	f: +353 21 4354864	519 Interstate 30, #309	f: (972) 421 1805
Eastgate Business Park	e: sales@excelsys.com	Rockwall, TX 75087	e: salesusa@excelsys.com
Little Island, Cork, Ireland		USA	
IRELAND			