



**Features**

- RoHS lead-solder exemption compliant
- Industry-standard package
- Industry-standard pinout
- 100 °C case operation
- Short-circuit protection
- 24 V and 48 V inputs
- Input Pi filter and 6-sided shielding
- Regulated outputs
- 1500 V isolation

**Description**

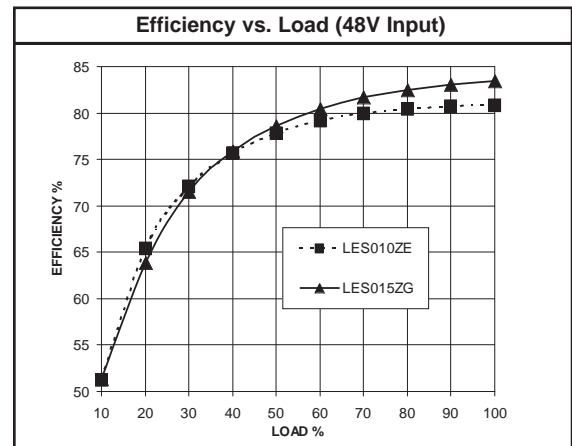
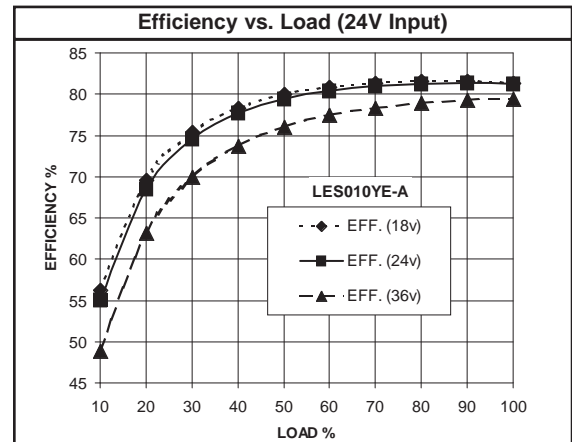
LES DC-DC converters provide up to 15 watts of output power in an industry-standard package and footprint. With a maximum case temperature of 100 °C, the LES is well suited for the most demanding telecom, networking, and industrial applications. The LES features 1500 VDC isolation, short circuit protection, and six-sided shielding. The LES is available with optional enable and voltage trim pins. Please see the IAD Series for dual output applications.

**Technical Specifications**

Input	
Voltage Range	
24 VDC Nominal	18 - 36 VDC
48 VDC Nominal	36 - 75 VDC
Reflected Ripple	50 mA

Output	
Setpoint Accuracy	±1%
Line Regulation Vin Min. - Vin Max., Iout Rated	0.2% Vout
Load Regulation Iout Min. - Iout Max., Vin Nom.	0.5% Vout
Minimum Output Current	10% Iout Rated
Dynamic Regulation, Loadstep	25% Iout
PK Deviation	2% Vout
Settling Time	500 ms
Voltage Trim Range	±10%
Short Circuit / Overcurrent Protection	Shutdown / Hiccup
Current Limit Threshold Range, % of Iout Rated	110 - 150%
Short Circuit Current Max. (12Vout & 15Vout : 4.0A when Vout= 0.25V)	200% Iout
Ovp Trip Range	115 - 140% Vout Nom.
Ovp Type	Second Control Loop

Notes	
† MTBF predictions may vary slightly from model to model.	
Specifications typically at 25 °C, normal line, and full load, unless otherwise stated.	
Soldering Conditions: I/O pins, 260 °C, ten seconds; fully compatible with commercial wave-soldering equipment.	
Safety: Agency approvals may vary from model to model. Please consult factory for specific model information.	
Units are water-washable and fully compatible with commercial spray or immersion post wave-solder washing equipment.	



General	
Turn-On Time	10 ms
Remote Shutdown	Positive/Negative Logic
Switching Frequency	400 kHz
Isolation	
Input - Output	1500 VDC
Output - Case	500 VDC
Temperature Coefficient	0.02 ppm/°C
Case Temperature	
Operating Range	-40 To +100 °C
Storage Range	-40 To +100 °C
Humidity Max., Non-Condensing	95 %
Vibration, 3 Axes, 5 Min Each	5 g, 10 - 55 Hz
MTBF (Bellcore TR-NWT-000332)	2.5 X 10 <sup>6</sup> hrs
Safety	UL, cUL, TUV

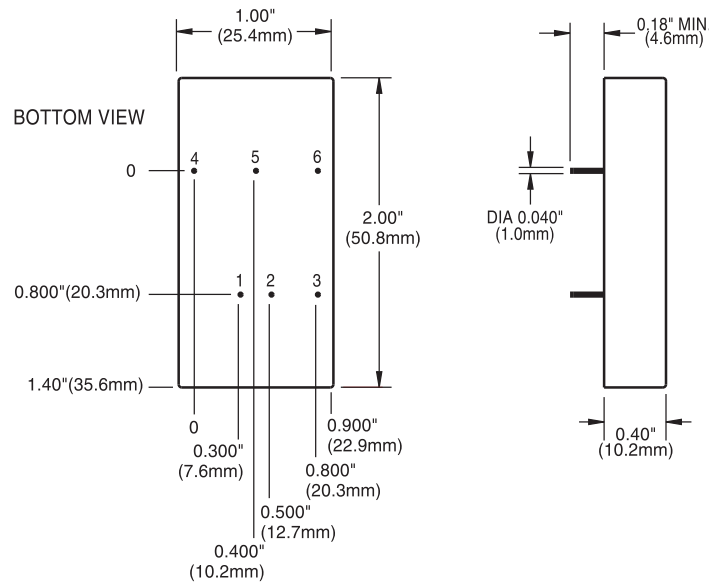
**Model Selection**

MODEL	INPUT VOLTAGE (VOLTS)	INPUT VOLTAGE RANGE (VOLTS)	MAXIMUM INPUT CURRENT (AMPS)*	OUTPUT VOLTAGE (VOLTS)	RATED OUTPUT CURRENT (AMPS)	RIPPLE & NOISE pk-pk (mV)	TYPICAL EFFICIENCY**
LES008YD	24	18-36	0.6	2.5	3.00	75	77%
LES010YE	24	18-36	0.8	3.3	3.00	100	81%
LES015YG	24	18-36	1.1	5	3.00	100	84%
LES015YH	24	18-36	1.3	12	1.25	120	85%
LES015YJ	24	18-36	1.3	15	1.00	150	86%
LES008ZD	48	36-75	0.35	2.5	3.00	75	77%
LES010ZE	48	36-75	0.4	3.3	3.00	100	81%
LES015ZG	48	36-75	0.6	5	3.00	100	83%
LES020ZG	48	40-60	0.63	5	4.00	100	84%
LES015ZH	48	36-75	0.65	12	1.25	120	86%
LES015ZJ	48	36-75	0.65	15	1.00	150	86%

**NOTES:** \* Maximum input current at minimum input voltage, maximum rated output power.  
\*\* At nominal  $V_{in}$ , rated output.

Model numbers highlighted in yellow or shaded are not recommended for new designs.

**Mechanical Drawing**



Thermal Impedance	
Natural Convection	15.4 °C/W
100 LFM	12.2 °C/W
200 LFM	9.3 °C/W
300 LFM	7.4 °C/W
400 LFM	6.4 °C/W

Note:  
Thermal impedance data is dependent on many environmental factors. The exact thermal performance should be validated for specific application.

Pin	Function
1	+Vin
2	-Vin
3	no pin (Optional shutdown Pin)
4	+Vout
5	no pin (Optional Trim Pin)
6	-Vout

Tolerances	
Inches:	(Millimeters)
.XX - 0.020	.X - 0.5
.XXX - 0.010	.XX - 0.25
Pin:	
- 0.002	- 0.05
Case:	
+ 0.04, - 0.00	+ 1.0, - 0.00
(Dimensions as listed unless otherwise specified.)	

**NUCLEAR AND MEDICAL APPLICATIONS** - Power-One products are not designed, intended for use in, or authorized for use as critical components in life support systems, equipment used in hazardous environments, or nuclear control systems without the express written consent of the respective divisional president of Power-One, Inc.

**TECHNICAL REVISIONS** - The appearance of products, including safety agency certifications pictured on labels, may change depending on the date manufactured. Specifications are subject to change without notice.