

DATA SHEET

**ELECTROSTATIC DISCHARGE
PROTECTION DEVICES**


INDUSTRIAL / CONSUMER

LAD8C07L01

RoHS compliant & Halogen free



Product specification—June 30, 2023 V.1



Electrostatic Discharged Protection Devices (ESD) Data Sheet

Description

The LAD8C07L01 is designed to replace multilayer varistors (MLVs) in portable applications such as cell phones, notebook computer and PDAs. It offer superior electrical characteristics such as lower clamping voltage and no device degradation when compared to MLVs. It is designed to protect sensitive semiconductor components from damage or upset due to electrostatic discharge (ESD), lightning, electrical fast transients (EFT), and cable discharge events (CDE).

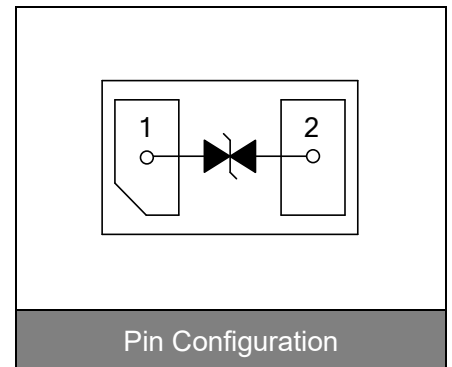


Contact: $\pm 25\text{kV}$
Air: $\pm 25\text{kV}$



Features

- IEC61000-4-2 ESD 25KV Air, 25KV contact compliance
- SOD882 surface mount package
- Working voltage: 7V
- Low leakage current
- Low operating and clamping voltages
- Solid-state silicon avalanche technology
- RoHS compliant
- Solder reflow temperature: Pure Tin-Sn, 260~270°C
- Flammability rating UL 94V-0
- Meets MSL level 1, per J-STD-020
- Marking: C7



Applications

- Cellular Handsets & Accessories
- Notebooks & Handhelds
- Digital Cameras
- Personal Digital Assistants (PDAs)
- Portable Instrumentation

Maximum Ratings

Rating	Symbol	Value	Unit
ESD voltage (Contact discharge)	V_{ESD}	± 25	kV
ESD voltage (Air discharge)		± 25	
Storage & operating temperature range	$T_{\text{STG}}, T_{\text{J}}$	-55~+150	°C

Electrical Characteristics (T_J=25°C)

Parameter	Symbol	Condition	Min.	Typ.	Max.	Unit
Reverse stand-off voltage	V _{RWM}				7.0	V
Reverse breakdown voltage	V _{BR}	I _{BR} =1.0mA	7.2			V
Reverse leakage current	I _R	V _R =7.0V			1.0	μA
Clamping voltage (tp=8/20μs)	V _C	I _{PP} =5.0A		12	17	V
ESD Clamping voltage (TLP)	V _C	I _{PP} =8.0A		9.5		V
ESD Clamping voltage (TLP)	V _C	I _{PP} =16A		11		V
Peak Pulse Current(tp=8/20μs)	I _{PP}				5	A
ESD Dynamic Turn-on Resistance	R _{dynamic}			0.2		Ω
Off state junction capacitance	C _J	0Vdc,f=1MHz		20	30	pF

Typical Characteristics Curves

Figure 1. Pulse Waveforms

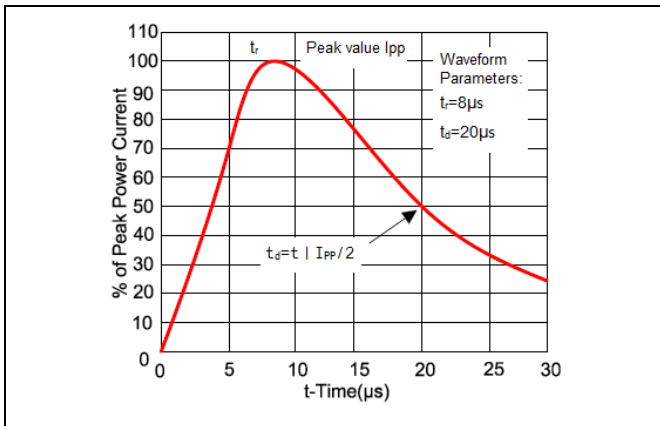


Figure 2. Clamping Voltage vs. Peak Pulse Current

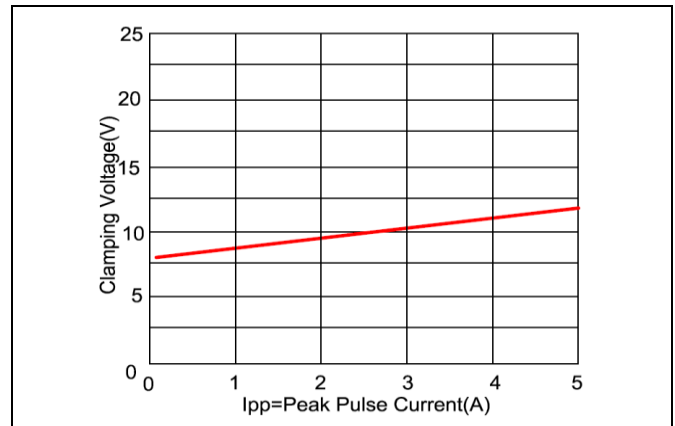


Figure 3. Capacitance vs. Reverse Voltage

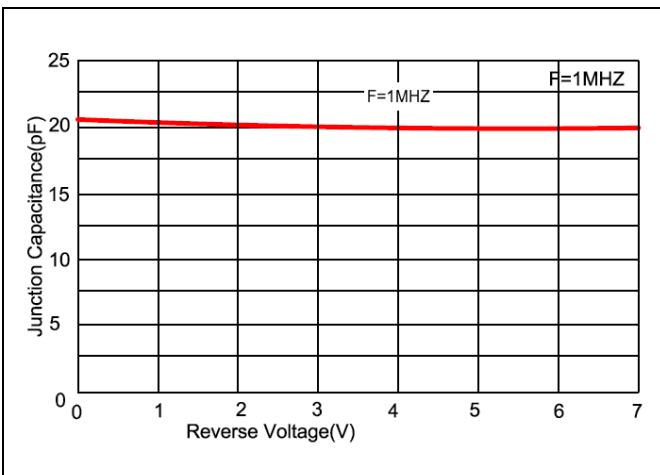
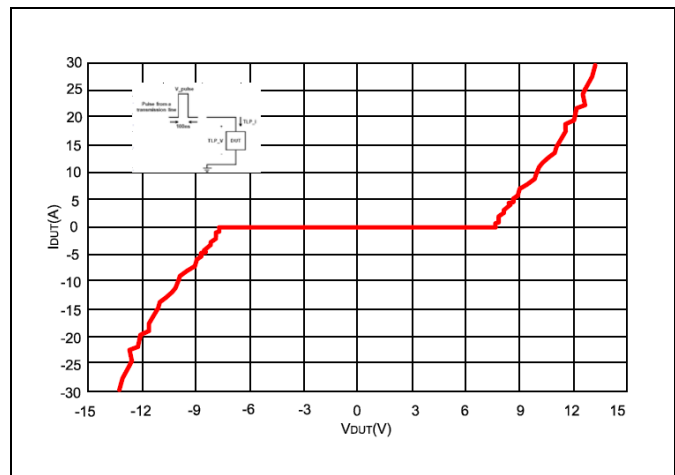
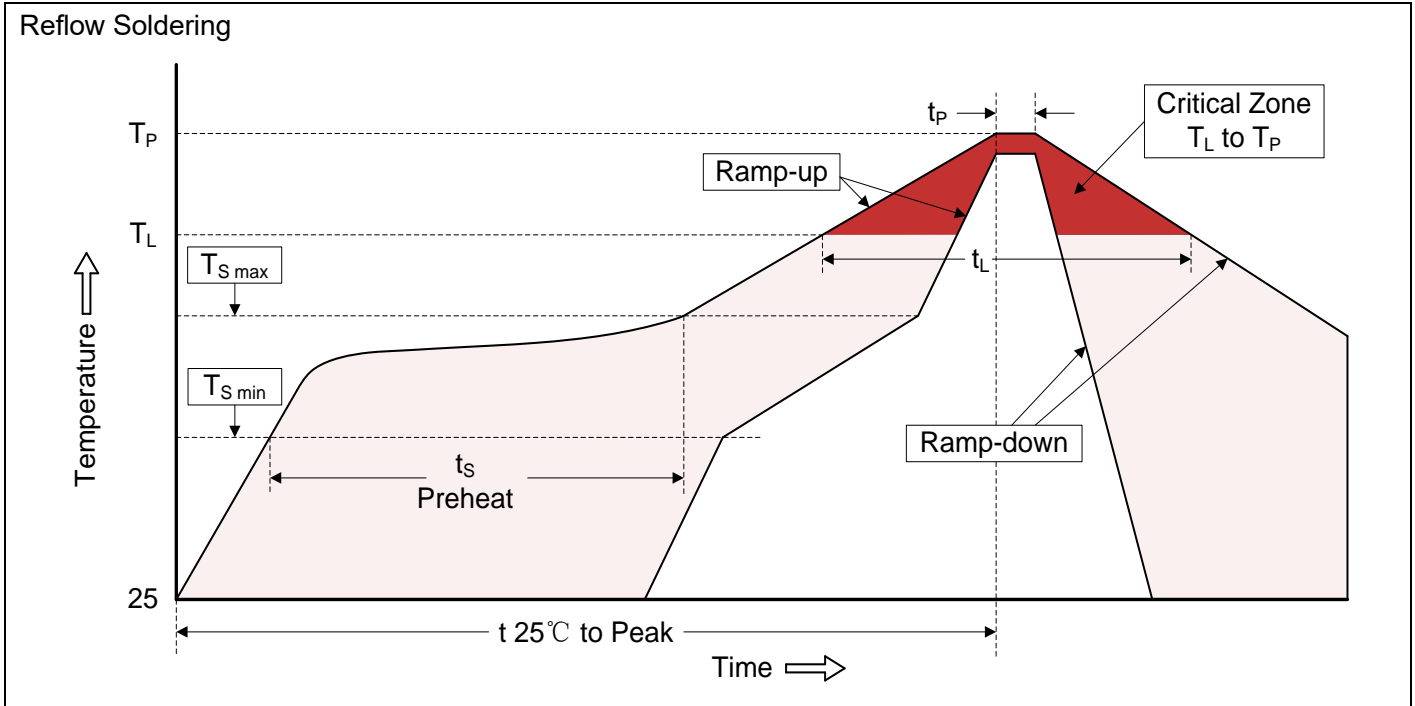


Figure 4. Transmission Line Pulsing (TLP) Measurement



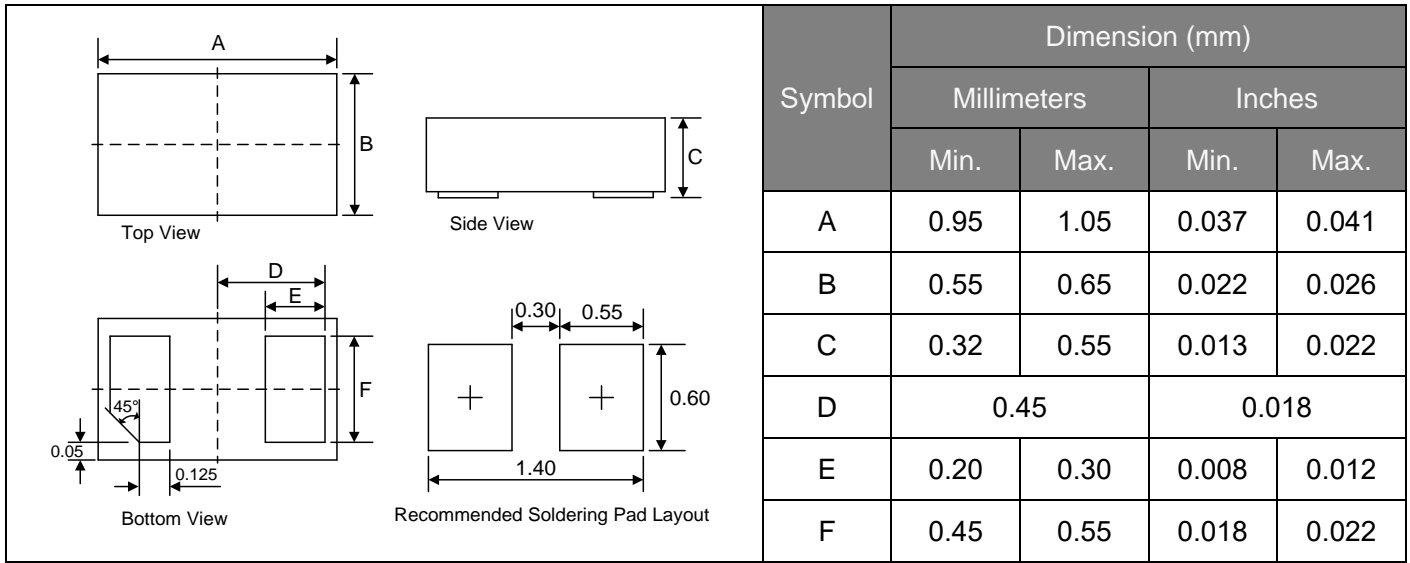
Recommended Soldering Conditions



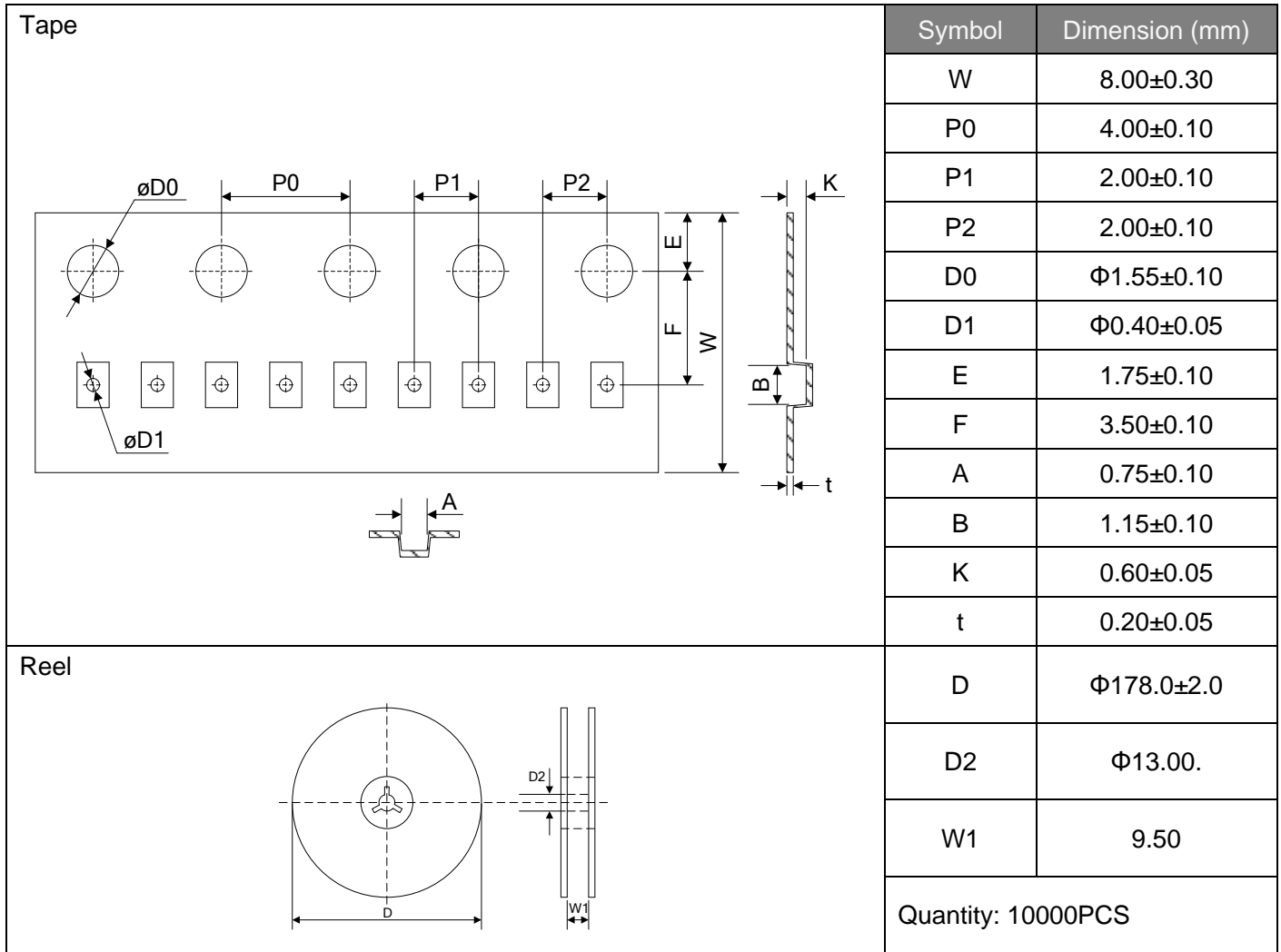
Recommended Conditions

Profile Feature	Pb-Free Assembly
Average ramp-up rate (T _L to T _P)	3°C/second max.
Preheat	
-Temperature Min (T _{S min})	150°C
-Temperature Max (T _{S max})	200°C
-Time (min to max) (t _s)	60-180 seconds
T _{S max} to T _L	
-Ramp-up Rate	3°C/second max.
Time maintained above:	
-Temperature (T _L)	217°C
-Time (t _L)	60-150 seconds
Peak Temperature (T _P)	260°C
Time within 5°C of actual Peak Temperature (t _p)	20-40 seconds
Ramp-down Rate	6°C/second max.
Time 25°C to Peak Temperature	8 minutes max.

Dimensions (SOD882)



Packaging



LEGAL DISCLAIMER

YAGEO, its distributors and agents (collectively, "YAGEO"), hereby disclaims any and all liabilities for any errors, inaccuracies or incompleteness contained in any product related information, including but not limited to product specifications, datasheets, pictures and/or graphics. YAGEO may make changes, modifications and/or improvements to product related information at any time and without notice.

YAGEO makes no representation, warranty, and/or guarantee about the fitness of its products for any particular purpose or the continuing production of any of its products. To the maximum extent permitted by law, YAGEO disclaims (i) any and all liability arising out of the application or use of any YAGEO product, (ii) any and all liability, including without limitation special, consequential or incidental damages, and (iii) any and all implied warranties, including warranties of fitness for a particular purpose, non-infringement and merchantability.

YAGEO products are designed for general purpose applications under normal operation and usage conditions. Please contact YAGEO for the applications listed below which require especially high reliability for the prevention of defects which might directly cause damage to the third party's life, body or property: Aerospace equipment (artificial satellite, rocket, etc.), Atomic energy-related equipment, Aviation equipment, Disaster prevention equipment, crime prevention equipment, Electric heating apparatus, burning equipment, Highly public information network equipment, data-processing equipment, Medical devices, Military equipment, Power generation control equipment, Safety equipment, Traffic signal equipment, Transportation equipment and Undersea equipment, or for any other application or use in which the failure of YAGEO products could result in personal injury or death, or serious property damage. Particularly **YAGEO Corporation and its affiliates do not recommend the use of commercial or automotive grade products for high reliability applications or manned space flight.**

Information provided here is intended to indicate product specifications only. YAGEO reserves all the rights for revising this content without further notification, as long as products are unchanged. Any product change will be announced by PCN.