


Lumimax Optoelectronic Technology

KNP Series

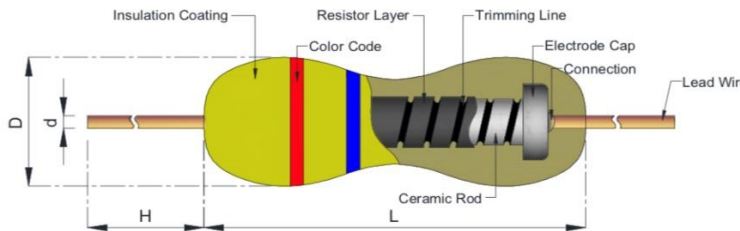
WireWound Resistor – Flameproof Construction UL-1412

Product Features

- Super heat dissipation; small linear temperature coefficient
- Instant overload capability; Low noise figure and without annual shift on resistance value.
- Power ratings from 1/2W to 15Ws
- Products with lead-free terminations meet EU RoHS and China RoHS requirements
- All general purpose and Power applications



Power rating and Dimensions



**Pb-Free and
RoHS Compliant
AECQ-200 Qualified**

Style	Dimensions (mm)			
	L	D	H	d
KNP1/2W	9.0 ± 0.5	3.2 ± 0.5	26 ± 2.0	0.65 ± 0.03
KNP1W	11.5 ± 1.0	4.5 ± 0.5	35 ± 2.0	0.78 ± 0.03
KNP2W	15.5 ± 1.0	5.0 ± 0.5	32 ± 2.0	0.78 ± 0.03
KNP3W	17.5 ± 1.0	6.0 ± 0.5	32 ± 2.0	0.78 ± 0.03
KNP5W	24.5 ± 1.0	8.0 ± 0.5	38 ± 2.0	0.78 ± 0.03
KNP10W	53.0 ± 1.0	8.0 ± 0.5	35 ± 2.0	0.78 ± 0.03
KNP15W	66.0 ± 1.0	8.0 ± 0.5	35 ± 2.0	0.78 ± 0.03

Electronical Characteristics

Style	KNP1/2W	KNP1W	KNP2W	KNP3W	KNP5W
Body Size (D x L mm)	9.0 x 3.2mm	11.5 x 4.5mm	15.5 x 5.0mm	17.5 x 6.0mm	24.5 x 8.0mm
Dielectric Withstanding Voltage	300V	300V	400V	400V	400V
Resistance Temperature Coefficient	± 400PPM/ °C				
Operating Temperature	-55 °C ~ +350 °C				

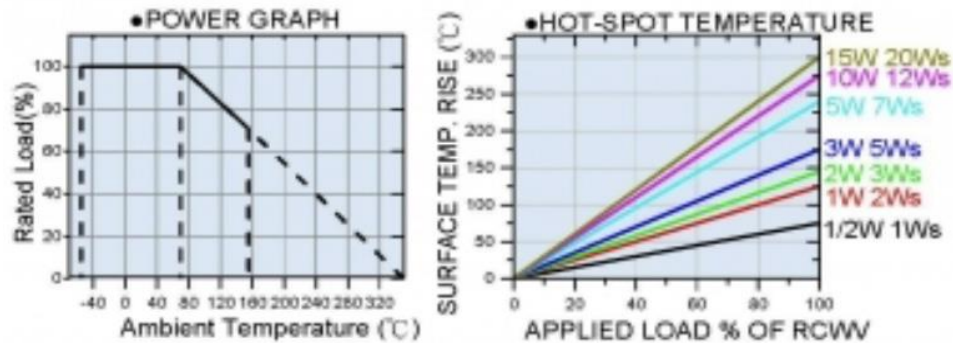
44611 S. Grimmer Blvd., Fremont, CA 94538 tel: 510-241-9686 www.lumimaxusa.com

ALL PRODUCT, PRODUCT SPECIFICATIONS AND DATA ARE SUBJECT TO CHANGE WITHOUT NOTICE TO IMPROVE RELIABILITY, FUNCTION OR DESIGN OR OTHERWISE.

Test and Requirements

Performance test	Test Method	Appraise
Short time overload	Rated power x 10 for 5 seconds	$\pm(2\%+0.05\Omega)$
Temperature Coefficient (TCR)	Resistance value at room temperature and room temperature +100°C	By type
Dielectric withstanding voltage	JIS-C5202 5.7 In V-Block for 60 seconds	By type
Insulation resistance	JIS-C5202 5.6 In V-Block	>100M Ω
Load life	JIS-C5202 7.10 70°C at RCWV* for 1000 hours (1.5 hrs on, 0.5 hrs. off)	$\pm(5\%+0.05\Omega)$
Load life in humidity	JIS-C5202 7.9 40°C \pm 2°C 90~95% RH at RCWV for 1000 hours (1.5 hrs on, 0.5 hrs. off)	$\pm(5\%+0.05\Omega)$
Solder ability	JIS-C5202 6.5 260°C \pm 5°C for 2 \pm 0.5 seconds	95% min. coverage
Terminal strength	Direct load for 10 sec. in the direction off the terminal leads.	Tensile: \geq 2.5kg

Note: * RCWV: Rated Continuous Working Voltage = $\sqrt{\text{Power rating} \times \text{Resistance value}}$



Resistor body color

Normal size 1/2W to 5W: Grey color

Normal size 7W and above: Green color

44611 S. Grimmer Blvd., Fremont, CA 94538 tel: 510-241-9686 www.lumimaxusa.com

ALL PRODUCT, PRODUCT SPECIFICATIONS AND DATA ARE SUBJECT TO CHANGE WITHOUT NOTICE TO IMPROVE RELIABILITY, FUNCTION OR DESIGN OR OTHERWISE.

Part Number

KNP	3W	2K	J	T
------------	-----------	-----------	----------	----------

Type	Power rating	Resistance	Tolerance	Packaging
WireWound	1/2W	1R = 1Ω	J = ± 5%	TB = Taping in box
	1W	10R = 10Ω	G = ± 2%	TR = Taping in reel
	3W	2K = 2KΩ	F = ± 1%	BU = Bulk
	5W	3K3 = 3.3KΩ		T = Cut Taped
	10W	10M = 10MΩ		

Tape on box packing

3W Resistor	Quantity per box: 500pcs
1/2W, 1W and 2W Resistor	Quantity per box: 1000pcs

MARKING

4-BAND-CODE
±2%, ±5%

COLOR	1st BAND	2nd BAND	3rd BAND	MULTIPLIER	TOLERANCE
BLACK	0	0	0	1Ω	
BROWN	1	1	1	10Ω	
RED	2	2	2	100Ω	± 2% (G)
ORANGE	3	3	3	1KΩ	
YELLOW	4	4	4	10KΩ	
GREEN	5	5	5	100K	
BLUE	6	6	6	1MΩ	
VIOLET	7	7	7	10MΩ	
GREY	8	8	8	0.001Ω	
WHITE	9	9	9	0.0001Ω	
GOLD				0.1Ω	± 5% (J)
SILVER				0.01Ω	

44611 S. Grimmer Blvd., Fremont, CA 94538 tel: 510-241-9686 www.lumimaxusa.com

ALL PRODUCT, PRODUCT SPECIFICATIONS AND DATA ARE SUBJECT TO CHANGE WITHOUT NOTICE TO IMPROVE RELIABILITY, FUNCTION OR DESIGN OR OTHERWISE.