

## Specifications

|                    |  |                       |                       |
|--------------------|--|-----------------------|-----------------------|
| Electrical Ratings | switch : 25mA @ 24VDC<br>carry : 100mA @ 24VDC | Dielectric Strength   | 500Vrms min           |
| Electrical Life    | 2,000 cycles typical                           | Insulation Resistance | >100MΩ min            |
| Contact Resistance | <25mΩ initial                                  | Operating Temperature | -40°C to 85°C         |
| Actuation Force    | 500gF maximum                                  | Storage Temperature   | -40°C to 85°C         |
| Actuator Travel    | 0.65mm   | Reel Size             | 2,000 pieces per reel |

## Materials

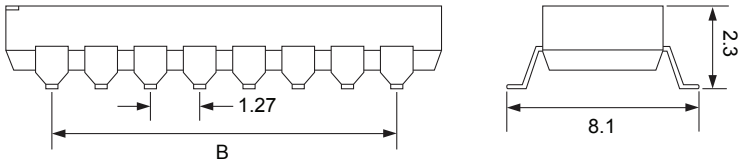
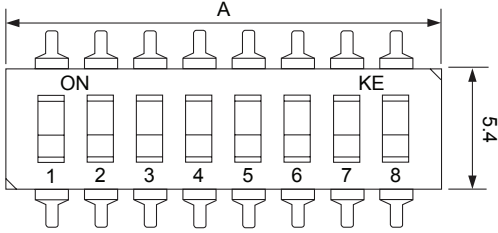
|           |  |
|-----------|--|
| Actuator  | 6T Nylon, UL94-V0, white                     |
| Cover     | 6T Nylon, UL94V-0, black                     |
| Housing   | 6T Nylon, UL94V-0, black                     |
| Contacts  | Beryllium Copper, Gold over Nickel Plated    |
| Terminals | Brass, Copper Alloy, Gold over Nickel Plated |

## Ordering Information

|                        |    |    |   |   |   |   |
|------------------------|----|----|---|---|---|---|
| 1. Series              | KE | 08 | R | T | G | R |
| KE                     |    |    |   |   |   |   |
| 2. Number of Positions |    |    |   |   |   |   |
| 02 = 2 positions       |    |    |   |   |   |   |
| 04 = 4 positions       |    |    |   |   |   |   |
| 06 = 6 positions       |    |    |   |   |   |   |
| 08 = 8 positions       |    |    |   |   |   |   |
| 10 = 10 positions      |    |    |   |   |   |   |
| 3. Actuator Height     |    |    |   |   |   |   |
| R = Recessed           |    |    |   |   |   |   |
| 4. Tape Seal           |    |    |   |   |   |   |
| X = No Tape Seal       |    |    |   |   |   |   |
| T = Tape Seal          |    |    |   |   |   |   |
| 5. Terminal Options    |    |    |   |   |   |   |
| G = Gull Wing          |    |    |   |   |   |   |
| 6. Packaging Options   |    |    |   |   |   |   |
| R = Tape & Reel        |    |    |   |   |   |   |

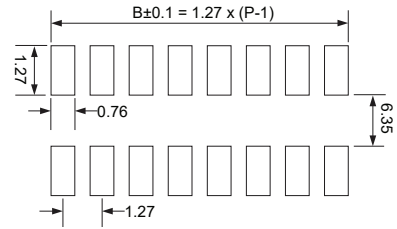
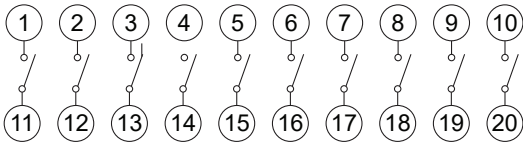
Half Pitch DIP

**Dimensions**



| Number of Positions | "A" mm | "B" mm |
|---------------------|--------|--------|
| 02                  | 4.12   | 1.27   |
| 04                  | 6.66   | 3.81   |
| 06                  | 9.20   | 6.35   |
| 08                  | 11.74  | 8.89   |
| 10                  | 14.28  | 11.43  |

**Schematic & PC Layout**



**Notes**

- All switches packaged in OFF position
- Switches should be soldered in the OFF position