


Cable entry grommet, type KDT/xE












PRODUCT INFORMATION


The KDT/xE cable entry grommet can be used in conjunction with the KDL/E cable entry systems, e.g. to easily route pre-assembled cables into and through control cabinets. The grommet is 2-pce. and is positioned around the cable. The grommets are equipped with catch hooks that anchor

themselves in the KDL/E when positioning. Strain relief for type KDT/ZE is achieved using a simple cable tie. Type KDT/VE is a vario grommet without strain relief which covers a larger clamping range.

SPECIFICATIONS

-  Thermoplastic rubber
-  -40 – 80 °C
-  HB



Type	Order No.	Colour	for Ø mm	For opening small / large	No. of openings	Suitable for Conduit	Pack qty.
Grommet, small							
KDT/ZE 03	87121210	Black	3 – 4	• / -	1		10
KDT/ZE 04	87121212	Black	4 – 5	• / -	1		10
KDT/ZE 05	87121214	Black	5 – 6	• / -	1		10
KDT/ZE 06	87121216	Black	6 – 7	• / -	1		10
KDT/ZE 07	87121218	Black	7 – 8	• / -	1		10
KDT/ZE 08	87121220	Black	8 – 9	• / -	1		10
KDT/ZE 09	87121222	Black	9 – 10	• / -	1		10
KDT/ZE 10	87121224	Black	10 – 11	• / -	1		10
KDT/ZE 11	87121226	Black	11 – 12	• / -	1		10
KDT/ZE 12	87121228	Black	12 – 13	• / -	1		10
KDT/ZE 13	87121230	Black	13 – 14	• / -	1		10
KDT/ZE 14	87121232	Black	14 – 15	• / -	1		10
KDT/ZE 15	87121234	Black	15 – 16	• / -	1		10
Grommet, large							
KDT/ZE 16	87121236	Black	16 – 17	- / •	1		10
KDT/ZE 17	87121238	Black	17 – 18	- / •	1		10
KDT/ZE 18	87121240	Black	18 – 19	- / •	1		10
KDT/ZE 19	87121242	Black	19 – 20	- / •	1		10
KDT/ZE 20	87121244	Black	20 – 21	- / •	1		10
KDT/ZE 21	87121246	Black	21 – 22	- / •	1		10
KDT/ZE 22	87121248	Black	22 – 23	- / •	1		10
KDT/ZE 23	87121250	Black	23 – 24	- / •	1		10
KDT/ZE 24	87121252	Black	24 – 25	- / •	1		10

Cable entry grommet, type KDT/xE

Type	Order No.	Colour	for Ø mm	For opening small / large	No. of openings	Suitable for Conduit	Pack qty.
KDT/ZE 25	87121254	Black	25 – 26	- / •	1		10
KDT/ZE 26	87121256	Black	26 – 27	- / •	1		10
KDT/ZE 27	87121258	Black	27 – 28	- / •	1		10
KDT/ZE 28	87121260	Black	28 – 29	- / •	1		10
KDT/ZE 29	87121262	Black	29 – 30	- / •	1		10
KDT/ZE 30	87121264	Black	30 – 31	- / •	1		10
Variable cable grommet (Protection class IP 42)							
KDT/VE 3-7 ¹⁾	87121272	Black	3 – 7	• / -	1		10
KDT/VE 7-10 ¹⁾	87121274	Black	7 – 10	• / -	1		10
Multi-line grommet							
KDT/ZE 2x4 double grommet ²⁾	87121284	Black	4	• / -	2		10
KDT/ZE 2x5 double grommet ²⁾	87121286	Black	5	• / -	2		10
KDT/ZE 2x6 double grommet ²⁾	87121288	Black	6	• / -	2		10
KDT/ZE 2x7 double grommet ²⁾	87121290	Black	7	• / -	2		10
KDT/ZE 2x8 double grommet ²⁾	87121291	Black	8	• / -	2		10
KDT/ZE 4x2 quadruple grommet ²⁾	87121292	Black	2	• / -	4		10
KDT/ZE 4x3 quadruple grommet ²⁾	87121293	Black	3	• / -	4		10
KDT/ZE 4x4 quadruple grommet ²⁾	87121294	Black	4	• / -	4		10
KDT/ZE 4x5 quadruple grommet ²⁾	87121295	Black	5	• / -	4		10
KDT/ZE 4x6 quadruple grommet ²⁾	87121296	Black	6	• / -	4		10
ASI bushing (for ASI cable)							
KDT/ZE 2xASI double grommet ¹⁾	87121280	Black		• / -	2		10
KDT/ZE ASI ¹⁾	87121282	Black		• / -	1		10
Dummy plug for ASI grommet							
BST KDT/ZE ASI ¹⁾	87121281	Black					10
Grommet adapter (adapter for small grommet)							
ATG/E ¹⁾	87121268	Black		- / •	1		10
Hose grommet							
SDT/ZE 07 ¹⁾	87174250	Black		• / -	1	M10/P07	10
SDT/ZE 09 ¹⁾	87174252	Black		• / -	1	M12/P09	10
SDT/ZE 11 ¹⁾	87174254	Black		• / -	1	M16/P11	10
SDT/ZE 16 ¹⁾	87174256	Black		- / •	1	M20/P16	10
SDT/ZE 21 ¹⁾	87174258	Black		- / •	1	M25/P21	10
Dummy grommet							
BTK/E	87121266	Black		• / -	0		10
BTG/E	87121270	Black		- / •	0		10
¹⁾ no UR approval							
²⁾ no UR-approval / unused openings can be closed off with Type VST sealing plugs							

Cable entry grommet, type KDT/xE

MATERIAL PROPERTIES



Thermoplastic rubber



Temperature / temperature range

-40 – 80 °C

FIRE BEHAVIOUR



Fire classification

HB

APPROVALS AND OPERATING PERMITS



CSA approval



GL approval



UR approval

TECHNICAL INFORMATION



LABS free



UV-resistant

CONFORMITY



RoHS (EC Directive 202/95/EC)

GENERAL INFORMATION



Made in Germany

All details given in our sales material prospectuses and catalogues as well as the information available online are based on our current knowledge of the products described.

The electronic data and files made available by Murrplastik, particularly CAD files are based on our current knowledge of the product described.

A legally binding assurance of certain properties or the suitability for a certain purpose can not be determined from this information.

All information with respect to the chemical and physical properties of Murrplastik products as well as application advice given verbally, in writing or by tests, is given to the best of our knowledge.

This does not free the purchaser of carrying out their own inspections and tests in order to determine the suitability of a product for a specific purpose.

Murrplastik accepts no responsibility for the available information being up-to-date, correct or complete. Neither do we accept responsibility for the quality of this information.

Murrplastik accepts no liability for damage caused as a result of using our products.

Murrplastik reserves the right to make technical changes and improvements through constant further development of products and services.

Our General Terms and Conditions apply.

© Murrplastik Systemtechnik GmbH • proID_57424~20170611~890287~kdh_kdt_e