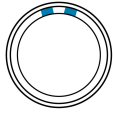


General information


| | |
|--------------------------|---------------------|
| Part number | K10LAC-P10LCC9-5600 |
| Termination | solder |
| Size | 0 |
| Locking principle | break , push |
| Coding | a_key |
| Cable Diameter | cable_mini_56 |
| Cable outlet | standard |



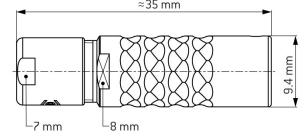
CODING: 30°



POSITIONS: 10 Positions



DIMENSIONS



Contact insert description

| | |
|-----------------------------|---------|
| Number of contacts | 10 |
| Contact type | sockets |
| Contact diameter | 05mm |
| Insulator material | peek |
| Wire cross section | 28_awg |
| Termination | solder |
| Termination diameter | 04mm |

reverse_gender_on_request

Technical information

| | | |
|---|----------|---------------|
| Max. creepage and air clearance distance | 03_mm | 07_mm |
| Nominal current single contact | 04_a | iec_60512_5_2 |
| Nominal current insert | 2,2 A | vde_0298_4 |
| Test voltage | 06_kv_ac | sae_13441 |

safety_text

Mechanical and environmental data

| | |
|-----------------------|------|
| Degree of protection* | ip50 |
|-----------------------|------|

| | |
|-----------------------|----------|
| Operating temperature | 40_120_c |
|-----------------------|----------|

| | |
|---------------|------|
| Mating cycles | 5000 |
|---------------|------|

mated_unmated

Material and surface treatments

| | |
|---------|----------|
| Housing | m_chrome |
|---------|----------|

| | |
|---------|---------------|
| Contact | cu_alloy_gold |
|---------|---------------|

safety_text_2

ul_text

illustrative_text