

A full range of **quality** mains rated **inlets, outlets** and **connectors** conforming to **IEC** and EN 60320 specifications carrying **UL, CSA, VDE** and other approvals.

With electrical ratings up to 20A, 250V (UL) these connector ranges offer solutions to most mains powered equipment and cable applications.

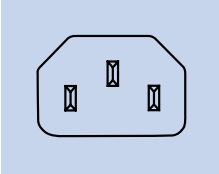
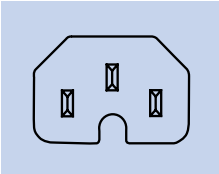
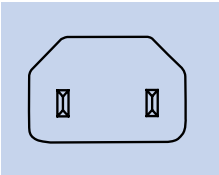
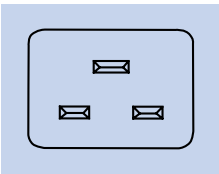
The combinations of mounting styles and terminations include: flange fixing, snap to panel and PCB mounting versions together with 2.8/ solder tabs, 4.8 and 6.3 fast on tabs, screw terminal and PC spill versions.

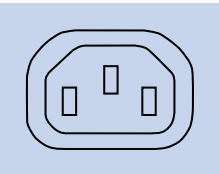
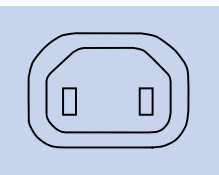
Completing the range are insulating boots, retaining and safety covers

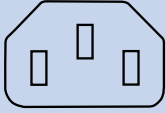
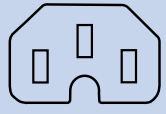
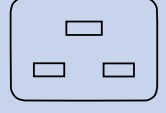
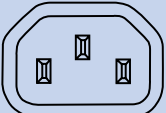
In addition to the standard black moulding, most styles are also available in either white or grey and special colours to match OEM equipment can also be supplied. (Subject to product approval requirements)



IEC60320 Main Inlets and Outlets	389
IEC Distribution Units	411
Power Entry Modules	416
Mains Filters	438

IEC 60320-1	Sheet No:	No Plugs	Current Rating	Flange Fixing	Snap fit	Fused Flange	Fused Snap fit	Filtered	Fuse Filtered
	C14	3	10A, 250V AC	PX0579 PX0580 PX0580/PC PX0580/PC/12132 PX0580/PC/7 PX0580/PC/7LC	PX0575 PX0575/PC	PF0001 PF0001/PC PF0002 PF0030 PF0030/PC	PF0011 PF0011/PC	PS00 PS01	PS20 PS21 PS25 PS26
	C16	3	10A, 250V AC	PX0590	PX0595				
	C18	2	10A, 250V AC	PX0690	PX0691 PX0691/PC	PF0006 PF0007	PF0016		
	C20	3	3 16A, 250V AC	PX0596	PX0598				

IEC 60320-2-2	Sheet No:	No Plugs	Current Rating	Flange Fixing	Snap fit	Fused Flange	Fused Snap fit	Filtered	Fuse Filtered
	F	3	10A, 250V AC	PX0675 PX0675/PC PX0675/PC/12599 PX0793 (Shuttered) PX0793/1(Shuttered)	PX0695 PX0695/PC PX0783 (Shuttered) PX0716				
	H	2	10A, 250V AC	PX0705	PX0725				

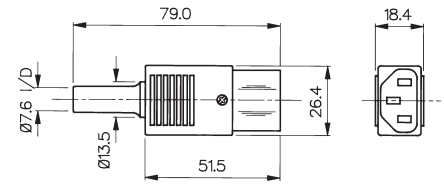
IEC 60320-1	Sheet No:	No Plugs	Current Rating	Rewirable	Side Entry Rewirable
	C13	3	10A, 250V AC	PX0587 PX0588	PX0587/SE
	C15	3	10A, 250V AC	PX0597	
	C19	3	16A, 250V AC	PX0599	
IEC 60320-2-2	Sheet No:	No Plugs	Current Rating	Rewirable	Side Entry Rewirable
	E	3	10A, 250V AC	PX0686	PX0685 PX0686/SE

## Straight Female Connector



PX0587

- Cable Mounting
- Rewirable
- Screw Terminals
- 10A, 250V AC

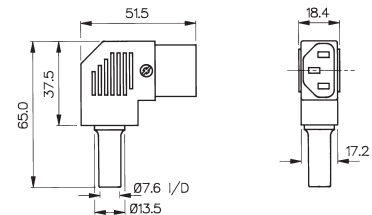


## Side Entry Female Connector



PX0587/SE

- Cable Mounting
- Rewirable
- Screw Terminals
- 10A, 250V AC






## Right Angle Female Connector



PX0588

- Cable Mounting
- Rewirable
- Screw Terminals
- 10A, 250V AC



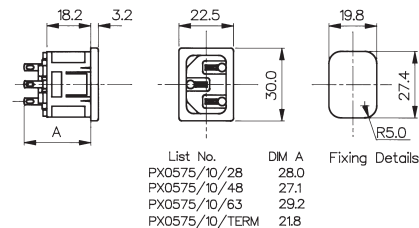
Specifications	PX0587/Col	PX0587/SE/Col	PX0588
Terminations:	Screw Terminals	Screw Terminals	Screw Terminals
Colours:	No suffix (Black), /WH (White), /GY (Grey)	No suffix (Black), /WH (White), /GY (Grey)	-
Max. Rating:	10A, 250V AC	10A, 250V AC	10A, 250V AC
Contact Resistance:	<10mΩ	<10mΩ	<10mΩ
Insulation Resistance:	>10 <sup>3</sup> MΩ	>10 <sup>3</sup> MΩ	>10 <sup>3</sup> MΩ
A.C. Breakdown:	Contact-Contact 4.5kV. (Contacts-Accessible) Parts 4kV	Contact-Contact 4.5kV. (Contacts-Accessible) Parts 4kV	Contact-Contact 5kV. (Contacts-Accessible) Parts 3.5kV
Operating Temp.	-40°C to +70°C	-40°C to +70°C	-40°C to +70°C
Withdrawal Force:	10N (Min.) 50N (Max.)	10N (Min.) 50N (Max.)	10N (Min.) 50N (Max.)
Mouldings:	Nylon, Flammability Rating UL94V-0	Nylon, Flammability Rating UL94V-0	Nylon, Flammability Rating UL94V-0
Contacts:	Brass, Clean	Brass, Clean	Brass, Clean
Approvals:			
Accessories / Notes:	VDE and ENEC approval for black and white versions only.	VDE and ENEC approval for black and white versions only.	
Mating Inlets:	PX0575, PX0579, PX0580, PF0001, PF0011, PF0030, PF0033	PX0575, PX0579, PX0580, PF0001, PF0011, PF0030, PF0033	PX0575, PX0579, PX0580, PF0001, PF0011, PF0030, PF0033
<b>RoHS</b>	Compliant	Compliant	Compliant

## Snap Fit to Panel Inlet



PX0575/10/28

- Fits Panel Thickness 1, 1.5, 2.0 or 3.0mm
- 2.8, 4.8, 6.3mm Tabs or Screw Terminals
- 10A, 250V AC (15A, 250V AC UL & CSA)

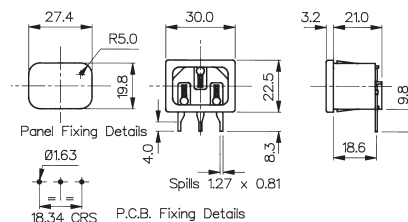


## PC Snap Fit to Panel Inlet



PX0575/10/PC

- Fits Panel Thickness 1, 1.5, 2.0 or 3.0mm
- PC Spills
- 10A, 250V AC (15A, 250V AC UL & CSA)



## Specifications

## PX0575/Fixing/Termination/Colour

## PX0575/Fixing/PC/Colour

FIXING(Panel Thickness):	Snap fit, /10 (1mm), /15 (1.5mm), /20 (2mm), /30 (3mm)
TERMINATIONS:	/28 (2.8mm solder), /48 (4.8mm tab)
COLOURS:	No suffix (Black), /WH (White), /GY (Grey)
Max. Rating:	10A, 250V AC (UL & CSA 15A, 250V AC)
Contact Resistance:	<10mΩ
Insulation Resistance:	>10 <sup>3</sup> MΩ
A.C. Breakdown:	Contact-Contact 5kV. Contacts-Panel 5.4kV
Operating Temp. Range:	-40°C to +70°C
Max. Plug Temp.:	+70°C
Mouldings:	Nylon, Flammability Rating UL94V-0
Contacts:	Brass: Plugs, Nickel Plated. Tabs, Tin Plated, Screw Terms, Nickel Plated

FIXING(Panel Thickness):	Snap fit, /10 (1mm), /15 (1.5mm), /20 (2mm), /30 (3mm)
TERMINATIONS:	P.C. Spills
COLOURS:	No suffix (Black), /WH (White), /GY (Grey)
Max. Rating:	10A, 250V AC (UL & CSA 15A, 250V AC)
Contact Resistance:	<10mΩ
Insulation Resistance:	>10 <sup>3</sup> MΩ
A.C. Breakdown:	Contact-Contact 5kV. Contacts-Panel 5.4kV
Operating Temp. Range:	-40°C to +70°C
Max. Plug Temp.:	+70°C
Mouldings:	Nylon, Flammability Rating UL94V-0
Contacts:	Brass: Plugs, Nickel Plated. Spills, Tin Plated

## Approvals:



## Accessories / Notes:

P.No. 11328 (See Page 410)  
VDE and ENEC approval for black versions only.

Standard without cover.  
With cover add /C to P.No.  
PX0587, PX0587/SE, PX0588  
VDE and ENEC approval for black versions only.

## Mating Connectors:

PX0587, PX0587/SE, PX0588

PX0587, PX0587/SE, PX0588

## RoHS

Compliant

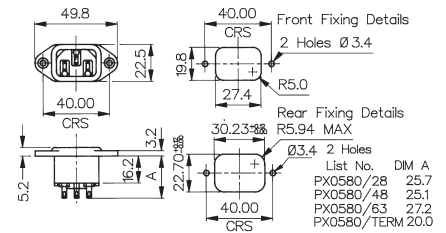
Compliant

## Flange Mount Inlet



PX0580/28

- 2.8, 4.8, 6.3mm Tabs or Screw Terminals
- 10A, 250V AC (15A, 250V AC UL & CSA)

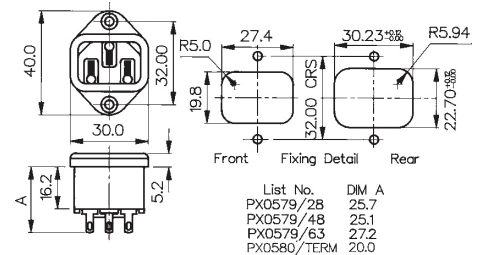


## Vertical Flange Mount Inlet



PX0579/28

- 2.8, 4.8, 6.3mm Tabs or Screw Terminals
- 10A, 250V AC (15A, 250V AC UL & CSA)



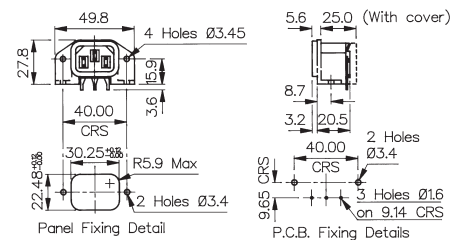
Specifications	PX0580/Termination/Colour	PX0579/Termination/Colour
FIXING:	Flange	Flange
TERMINATIONS:	/28 (2.8mm solder), /48 (4.8mm tab) /63 (6.3mm tab), /TERM (screw)	/28 (2.8mm solder), /48 (4.8mm tab) /63 (6.3mm tab)
COLOURS: Max. Rating:	No suffix (Black), /WH (White), /GY (Grey) 10A, 250V AC (UL & CSA 15A, 250V AC)	No suffix (Black), /WH (White), /GY (Grey) 10A, 250V AC (UL & CSA 15A, 250V AC)
Contact Resistance:	<10mΩ	<10mΩ
Insulation Resistance:	>10 <sup>3</sup> MΩ	>10 <sup>3</sup> MΩ
A.C. Breakdown:	Contact-Contact 5kV. Contacts-Panel 10kV	Contact-Contact 5kV. Contacts-Panel 10kV
Operating Temp.:	-40°C to +70°C	-40°C to +70°C
Max. Plug Temp.:	+70°C	+70°C
Mouldings:	Nylon, Flammability Rating UL94V-0	Nylon, Flammability Rating UL94V-0
Contacts:	Brass: Plugs, Nickel Plated. Tabs, Tin Plated, Screw Terms, Nickel Plated	Brass: Plugs, Nickel Plated. Tabs, Tin Plated
Approvals:		
Accessories / Notes:	P.No. 11328, KT0006 (PX0587 only) (See Pages 408 and 410) VDE and ENEC approval for black versions only.	P.No. 11328 (See Page 410)
Mating Connectors:	PX0587, PX0587/SE, PX0588	PX0587, PX0587/SE, PX0588
<b>RoHS</b>	Compliant	Compliant

## PC Flange Rear Mount Inlet



PX0580/PC

- Supplied Rear Cover
- PC Spills
- 10A, 250V AC  
(15A, 250V AC UL & CSA)

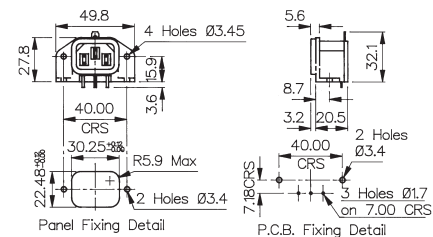


## PC Flange Rear Mount Inlet



PX0580/PC/7

- Supplied Rear Cover
- PC Spills
- 4.8mm Top Tab (earth)
- 10A, 250V AC  
(15A, 250V AC UL & CSA)



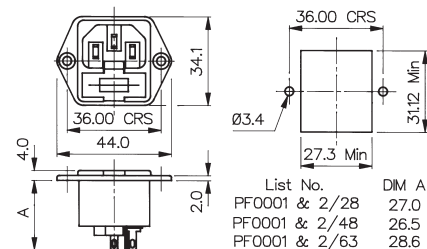
Specifications	PX0580/PC/Colour	PX0580/PC/7/Colour
FIXING:	P.C.B./Flange	P.C.B./Flange
TERMINATIONS:	P.C. Spills	P.C. Spills
COLOURS:	No suffix (Black), /WH (White), /GY (Grey)	No suffix (Black), /WH (White), /GY (Grey)
Max. Rating:	10A, 250V AC (UL & CSA 15A, 250V AC)	10A, 250V AC (UL & CSA 15A, 250V AC)
Contact Resistance:	<10mΩ	<10mΩ
Insulation Resistance:	>10 <sup>9</sup> MΩ	>10 <sup>9</sup> MΩ
A.C. Breakdown:	Contact-Contact 5.4kV. Contacts-Panel 10kV	Contact-Contact 5.4kV. Contacts-Panel 10kV
Operating Temp. Range:	-40°C to +70°C	-40°C to +70°C
Max. Plug Temp :	+70°C	+70°C
Mouldings:	Nylon, Flammability Rating UL94V-0	Nylon, Flammability Rating UL94V-0
Contacts:	Brass: Plugs, Nickel Plated. Spills, Tin Plated	Brass: Plugs, Nickel Plated. Spills, Tin Plated
Approvals:		
Accessories / Notes:	Standard without cover. With cover add /12132 to P.No VDE approvals for black version only	Standard without cover. With cover add /12132 to P.No. VDE approvals for black version only
Mating Connectors:	PX0587, PX0587/SE, PX0588	PX0587, PX0587/SE, PX0588
<b>RoHS</b>	Compliant	Compliant

## Flanged Mount Fused Inlet



PF0001/48 (P.F.1/187) PF0002/28

- Single Fuse 5 x 20mm
- Spare Fuse Facility
- 2.8, 4.8 or 6.3mm Tabs
- 10A, 250V AC
- Fuse Contacts Isolated (PF0002)

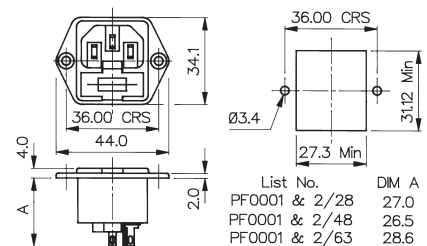





## PC Flanged Mount Fused Inlet



PF0001/PC

- Single Fuse 5 x 20mm
- Spare Fuse Facility
- PC Spills - Horizontal
- 10A, 250V AC



Specifications	PF0001/Termination/Colour	PF0001/PC/Colour	PF0002/Termination/Colour
FIXING(Panel):	Flange	P.C.B./Flange	Flange
TERMINATIONS:	/28 (2.8mm solder), /48 (4.8mm tab) /63 (6.3mm tab)	P.C. Spills	/28 (2.8mm solder), /48 (4.8mm tab) /63 (6.3mm tab)
COLOURS:	No suffix (Black), /WH (White), /GY (Grey)	No suffix (Black), /WH (White), /GY (Grey)	No suffix (Black), /WH (White), /GY (Grey)
Max. Rating:	10A, 250V AC	10A, 250V AC	10A, 250V AC
Max. Fuse Rating:	2.5W/10A, 250V AC	2.5W/10A, 250V AC	2.5W/10A, 250V AC
Contact Resistance:	<10mΩ (<15mΩ including Fuseholder)	<10mΩ (<15mΩ including Fuseholder)	<10mΩ
Insulation Resistance:	>10 <sup>3</sup> MΩ	>10 <sup>3</sup> MΩ	>10 <sup>3</sup> MΩ
AC Breakdown:	Contact-Contact 5.5kV. Contacts-Panel 4kV	Contact-Contact 5.5kV. Contacts-Panel 4kV	Contact-Contact 5.5kV. Contacts-Panel 4kV
Operating Temp.:	-40°C to +70°C	-40°C to +70°C	-40°C to +70°C
Max. Plug Temp.:	+70°C	+70°C	+70°C
Mouldings:	+70°C	Nylon, Flammability Rating UL94V-0	Nylon, Flammability Rating UL94V-0
Contacts:	Nylon, Flammability Rating UL94V-0 Brass: Plugs, Nickel Plated. Tabs, Tin Plated	Brass: Plugs, Nickel Plated. Tabs, Tin Plated	Brass: Plugs, Nickel Plated. Tabs, Tin Plated
Approvals:			
Accessories / Notes:	P.No. 11987, KT0009 (See Pages 408 and 410) VDE and ENEC approval for black versions only.	KT0009 (front of panel mounting only) (See Page 408) VDE and ENEC approval for black versions only.	P.No. 11987, KT0009 (See Pages 408 and 410) (Note: Fuse contact isolated) VDE and ENEC approval for black versions only.
Mating Connectors:	PX0587, PX0587/SE, PX0588	PX0587, PX0587/SE, PX0588	PX0587, PX0587/SE, PX0588
<b>RoHS</b>	Compliant	Compliant	Compliant

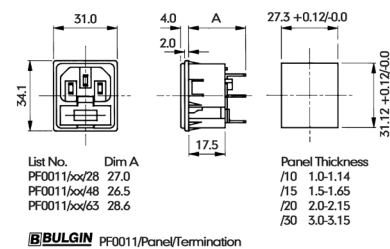


## Snap Fit to Panel Fused Inlet



PF0011/10/28

- Single Fuse 5 x 20mm
- Spare Fuse Facility
- Panel Thickness 1, 1.5, 2.0 or 3.0mm
- 2.8, 4.8 or 6.3mm Tabs
- 10A, 250V AC

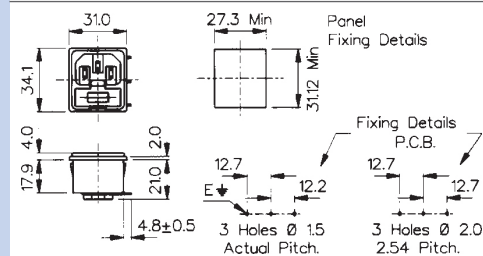


## PC Snap Fit to Panel Fused Inlet



PF0011/10/PC

- Single Fuse 5 x 20mm
- Spare Fuse Facility
- Panel Thickness 1, 1.5, 2.0 or 3.0mm
- PC Spills
- 10A, 250V AC



## Specifications

## PF0011/Fixing/Termination/Colour

## PF0011/Fixing/PC/Colour

## FIXINGS:

Snap fit, /10 (1mm), /15 (1.5mm), /20 (2mm), /30 (3mm)

Snap fit, /10 (1mm), /15 (1.5mm), /20 (2mm), /30 (3mm)

## TERMINATIONS:

/28 (2.8mm solder), /48 (4.8mm tab) /63 (6.3mm tab)

P.C. Spills

## COLOURS:

No suffix (Black), /WH (White), /GY (Grey)

No suffix (Black), /WH (White), /GY (Grey)

## Max. Rating:

10A, 250V AC

10A, 250V AC

## Max. Fuse Rating

2.5W/10A, 250V AC

2.5W/10A, 250V AC

## Contact Resistance:

<10mΩ (<15mΩ including Fuseholder)

<10mΩ (<15mΩ including Fuseholder)

## Insulation Resistance:

>10<sup>9</sup> MΩ

>10<sup>9</sup> MΩ

## AC Breakdown:

Contact-Contact 5.5kV. Contacts-Panel 4kV

Contact-Contact 5.5kV. Contacts-Panel 4kV

## Operating Temp.:

-40°C to +70°C

-40°C to +70°C

## Max. Plug Temp.:

+70°C

+70°C

## Mouldings:

Nylon, Flammability Rating UL94V-0

Nylon, Flammability Rating UL94V-0

## Contacts:

Brass: Plugs, Nickel Plated. Tabs, Tin Plated

Brass: Plugs, Nickel Plated. Spills, Tin Plated

## Approvals:



## Accessories / Notes:

P.No. 11987 (See Page 410)  
VDE and ENEC approval for black versions only.

VDE and ENEC approval for black versions only.

## Mating Connectors:

PX0587, PX0587/SE, PX0588

PX0587, PX0587/SE, PX0588

## RoHS

Compliant

Compliant

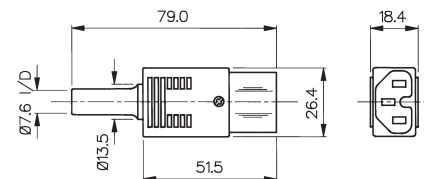


## Straight Female Connector



PX0597

- Cable Mounting
- Hot Condition
- Mates with PX0590 and PX0595
- Screw Terminals
- 10A, 250V AC

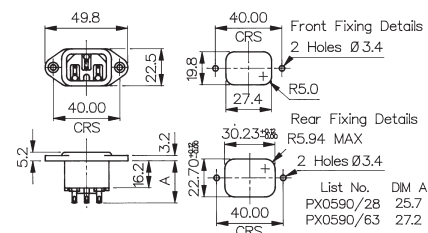


## Flange Mount Inlet



PX0590/28

- Hot Condition
- 2.8 or 6.3mm Tabs
- 10A, 250V AC (15A, 250V AC UL & CSA)

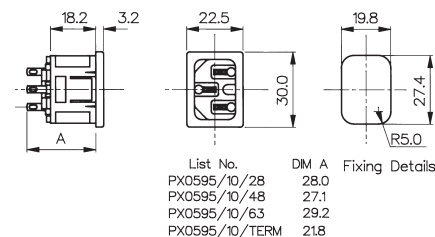


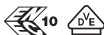


## Snap Fit to Panel Inlet



PX0595/10/28

- Hot Condition
- Panel Thickness 1, 1.5, 2.0 or 3.0mm
- 2.8, 4.8, 6.3mm Tabs or Screw Terminals
- 10A, 250V AC (15A, 250V AC UL & CSA)



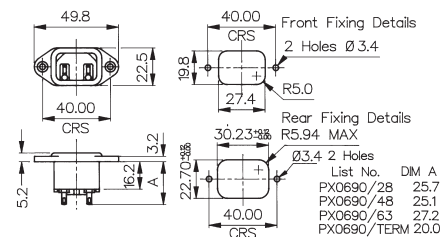
Specifications	PX0597/Colour	PX0590/Termination/Colour	PX0595/Fixing/Termination/Colour
FIXINGS(Panel):		Flange	Snap fit, /10 (1mm), /15 (1.5mm), /20 (2mm), /30 (3mm)
TERMINATIONS:	Screw Terminals	/28 (2.8mm solder), /63 (6.3mm tab)	/28 (2.8mm solder), /48 (4.8mm tab), /63 (6.3mm tab), /TERM (screw)
COLOURS:	No suffix (Black), /WH (White), /GY (Grey)	No suffix (Black), /WH (White), /GY (Grey)	No suffix (Black), /WH (White), /GY (Grey)
Max. Rating:	10A, 250V AC	10A, 250V AC (UL & CSA 15A, 250V AC)	10A, 250V AC (UL & CSA 15A, 250V AC)
Contact Resistance:	<10mΩ	<10mΩ	<10mΩ
Insulation Resistance:	>10 <sup>3</sup> MΩ	>10 <sup>3</sup> MΩ	>10 <sup>3</sup> MΩ
AC Breakdown:	Contact-Contact 4.5kV. Contacts-Accessible Parts 4kV	Contact-Contact 5kV. Contacts-Panel 10kV	Contact-Contact 5kV. Contacts-Panel 5.4kV
Operating Temp. Max. Plug Temp: Withdrawal Force:	-40°C to +70°C 10N (Min.) 50N (Max.)	-40°C to +70°C +120°C	-40°C to +70°C +120°C
Mouldings: Contacts:	Nylon, Flammability Rating UL94V-0 Brass, Clean	Nylon, Flammability Rating UL94V-0 Brass, Plugs Nickel Plated. Tabs, Tin Plated	Nylon, Flammability Rating UL94V-0 Brass, Plugs Nickel Plated. Tabs, Tin Plated
Approvals:			
Accessories / Notes:	VDE and ENEC approval for black and white versions only.	P.No. 11328, KT0006 (See Pages 408 and 410) VDE and ENEC approval for black versions only.	P.No. 11328 (See Page 410) VDE and ENEC approval for black versions only.
Mating Connectors:	PX0590, PX0595	PX0597	PX0597
<b>RoHS</b>	Compliant	Compliant	Compliant

Flanged Mount Inlet



PX0690/28

- Two Plug Class II (No Earth Plug)
- 2.8, 4.8, 6.3mm Tabs or Screw Terminals
- 10A, 250V AC (15A, 250V AC UL & CSA)

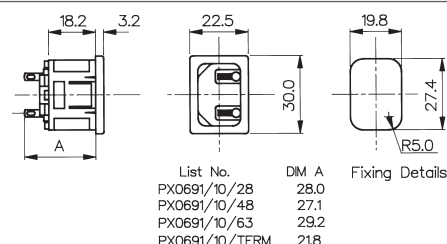


Snap Fit to Panel Inlet



PX0691/10/28

- Two Plug Class II (No Earth Plug)
- Panel Thickness 1, 1.5, 2.0 or 3.0mm
- 2.8, 4.8, 6.3mm Tabs or Screw Terminals
- 10A, 250V AC (15A, 250V AC UL & CSA)

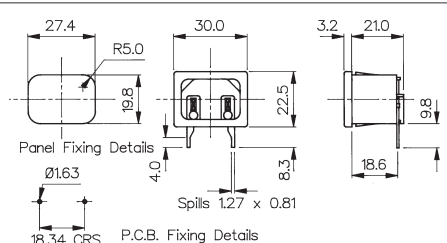


PC Snap Fit to Panel Inlet




PX0691/10/PC

- Two Plug Class II (No Earth Plug)
- Panel Thickness 1, 1.5, 2.0 or 3.0mm
- PC Spills
- 10A, 250V AC (15A, 250V AC UL & CSA)



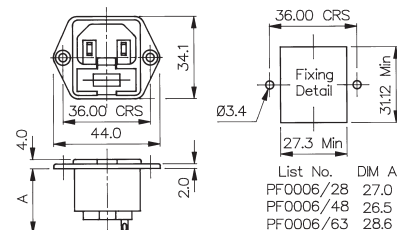
Specifications	PX0690/Termination/Colour	PX0691/Fixing/Termination/Colour	PX0691/Fixing/PC/Colour
FIXINGS(Panel):	Flange	Snap fit, /10 (1mm), /15 (1.5mm), /20 (2mm), /30 (3mm)	Snap fit, /10 (1mm), /15 (1.5mm), /20 (2mm), /30 (3mm)
TERMINATIONS:	/28 (2.8mm solder), /48 (4.8mm tab) /63 (6.3mm tab), /TERM (screw)	/28 (2.8mm solder), /48 (4.8mm tab) /63 (6.3mm tab), /TERM (screw)	P.C. Spills
COLOURS:	No suffix (Black), /WH (White), /GY (Grey)	No suffix (Black), /WH (White), /GY (Grey)	No suffix (Black), /WH (White), /GY (Grey)
Max. Rating:	10A, 250V AC (UL & CSA 15A, 250V AC)	10A, 250V AC (UL & CSA 15A, 250V AC)	10A, 250V AC (UL & CSA 15A, 250V AC)
Contact Resistance:	<10mΩ	<10mΩ	<10mΩ
Insulation Resistance:	>10 <sup>3</sup> MΩ	>10 <sup>3</sup> MΩ	>10 <sup>3</sup> MΩ
AC Breakdown:	Contact-Contact 5kV. Contacts-Panel 10kV	Contact-Contact 5kV. Contacts-Panel 5.4kV	Contact-Contact 5kV. Contacts-Panel 5.4kV
Operating Temp. Max. Plug Temp.:	-40°C to +70°C +70°C	-40°C to +70°C +70°C	-40°C to +70°C +70°C
Mouldings:	Nylon, Flammability Rating UL94V-0	Nylon, Flammability Rating UL94V-0	Nylon, Flammability Rating UL94V-0
Contacts:	Brass: Plugs, Nickel Plated. Tabs, Tin Plated, Screw Terms, Nickel Plated	Brass: Plugs, Nickel Plated. Tabs, Tin Plated, Screw Terms, Nickel Plated	Brass: Plugs, Nickel Plated. Spills, Tin Plated
Approvals:			
Accessories / Notes:	P.No. 11328 (See Page 410) VDE and ENEC approval for black versions only.	P.No. 11328 (See Page 410) VDE and ENEC approval for black versions only.	Standard without cover. With cover add /C to P.No. VDE and ENEC approval for black versions only.
Mating Connectors:	PX0587, PX0587/SE, PX0588	PX0587, PX0587/SE, PX0588	PX0587, PX0587/SE, PX0588
<b>RoHS</b>	Compliant	Compliant	Compliant

Flanged Mount Fused Inlet




PF0006/28

- Single Fuse 5 x 20mm
- Two Plug Class II (No Earth Plug)
- 2.8, 4.8 or 6.3mm Tabs
- 10A, 250V AC

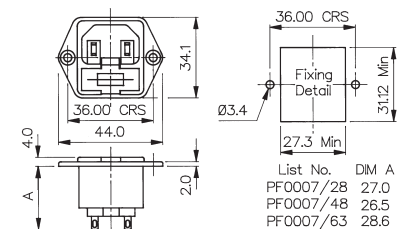


Flanged Mount Fused Inlet



PF0007/28

- Single Fuse 5 x 20mm (Fuse Contacts Isolated)
- Two Plug Class II (No Earth Plug)
- 2.8, 4.8 or 6.3mm Tabs
- 10A, 250V AC

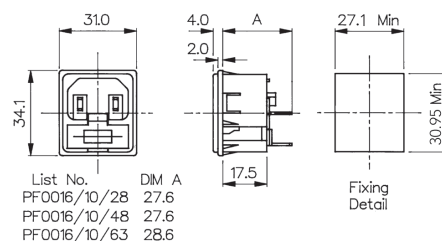


Snap Fit to Panel Fused Inlet



PF0016/10/28

- Single Fuse 5 x 20mm
- Two Plug Class II (No Earth Plug)
- Fits Panel Thickness 1.0, 1.5, 2.0 or 3.0mm
- 2.8, 4.8 or 6.3mm Tabs
- 10A, 250V AC



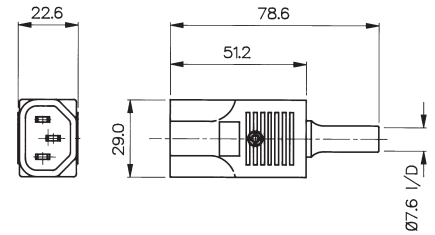
Specifications	PF0006/Termination/Colour	PF0007/Termination/Colour	PF0016/Fixing/Termination/Colour
FIXING(Panel):	Flange	Flange	Snap fit, /10 (1mm), /15 (1.5mm), /20 (2mm), /30 (3mm)
TERMINATIONS:	/28 (2.8mm solder), /48 (4.8mm tab) /63 (6.3mm tab)	/28 (2.8mm solder), /48 (4.8mm tab) /63 (6.3mm tab)	/28 (2.8mm solder), /48 (4.8mm tab) /63 (6.3mm tab)
COLOURS:	No suffix (Black), /WH (White), /GY (Grey)	No suffix (Black), /WH (White), /GY (Grey)	No suffix (Black), /WH (White), /GY (Grey)
Max. Rating:	10A, 250V AC	10A, 250V AC	10A, 250V AC.
Contact Resistance:	<10mΩ (<15mΩ including Fuseholder)	<10mΩ	<10mΩ (<15mΩ including Fuseholder)
Insulation Resistance:	>10 <sup>9</sup> MΩ	>10 <sup>9</sup> MΩ	>10 <sup>9</sup> MΩ
AC Breakdown:	Contact-Contact 5.5kV. Contacts-Panel 4kV	Contact-Contact 5.5kV. Contacts-Panel 4kV	Contact-Contact 5.5kV. Contacts-Panel 4kV
Operating Temp. Max. Plug Temp.:	-40°C to +70°C +70°C	-40°C to +70°C +70°C	-40°C to +70°C +70°C
Mouldings:	Nylon, Flammability Rating UL94V-0	Nylon, Flammability Rating UL94V-0	Nylon, Flammability Rating UL94V-0
Contacts:	Brass: Plugs, Nickel Plated. Tabs, Tin Plated	Brass: Plugs, Nickel Plated. Tabs, Tin Plated	Brass: Plugs, Nickel Plated. Tabs, Tin Plated
Approvals:			
Accessories / Notes:	P.No. 11987 (See Page 410) VDE and ENEC approval for black versions only.	P.No. 11987 (See Page 410) (Note: Fuse contacts isolated) VDE and ENEC approval for black versions only.	P.No. 11987 (See Page 410) VDE and ENEC approval for black versions only.
Mating Connectors:	PX0587, PX0587/SE, PX0588	PX0587, PX0587/SE, PX0588	PX0587, PX0587/SE, PX0588
<b>RoHS</b>	Compliant	Compliant	Compliant

## Straight Male Connector



PX0686

- Cable Mounting
- Rewirable
- Screw Terminals
- 10A, 250V AC

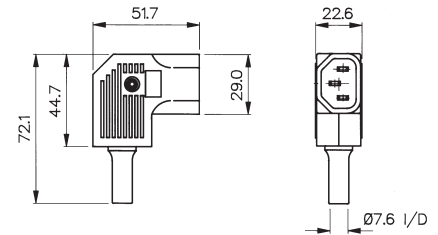


## Side Entry Male Connector



PX0686/SE

- Cable Mounting
- Rewirable
- Screw Terminals
- 10A, 250V AC

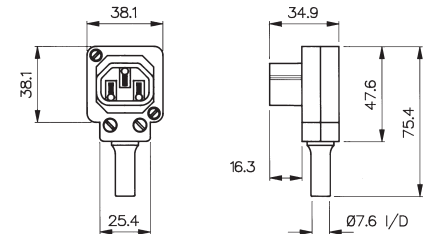





## Right Angle Male Connector



PX0685

- Cable Mounting
- Four Position Cable Entry
- Rewirable
- Screw Terminals
- 10A, 250V AC



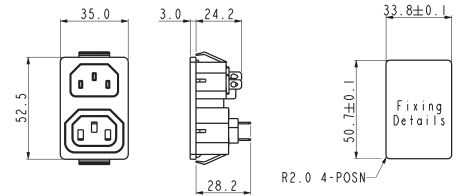
Specifications	PX0685/Colour	PX0686/Colour	PX0686/SE/Colour
FIXING(Panel):	Screw Terminals	Screw Terminals	Screw Terminals
Max. Rating:	10A, 250V AC	10A, 250V AC	10A, 250V AC
COLOURS:	No suffix (Black), /WH (White), /GY (Grey)	No suffix (Black), /WH (White), /GY (Grey)	No suffix (Black), /WH (White), /GY (Grey)
Contact Resistance:	<10mΩ	<10mΩ	<10mΩ
Insulation Resistance:	>10 <sup>4</sup> MΩ	>10 <sup>4</sup> MΩ	>10 <sup>4</sup> MΩ
AC Breakdown:	Contact-Contact 5.2kV. Contacts-Accessible Parts 6kV	Contact-Contact 5kV. Contacts-Accessible Parts 5kV	Contact-Contact 5kV. Contacts-Accessible Parts 5kV
Operating Temp.	-40°C to +70°C	-40°C to +70°C	-40°C to +70°C
Withdrawal Force:	10N (Min.) 50N (Max.)	10N (Min.) 50N (Max.)	10N (Min.) 50N (Max.)
Mouldings:	Nylon, Flammability Rating UL94V-0	Nylon, Flammability Rating UL94V-0	Nylon, Flammability Rating UL94V-0
Contacts:	Brass, Nickel Plated.	Brass, Nickel Plated.	Brass, Nickel Plated.
Approvals:			
Accessories / Notes:	Unique octagon module allows choice of 4 cable positions	VDE and ENEC approval for black and white versions only.	VDE and ENEC approval for black and white versions only.
Mating Outlets:	PX0675, PX0695, PX0578, PX0783, PX0793, PX0793/1	PX0675, PX0695, PX0578, PX0783, PX0793, PX0793/1, PX0716	PX0675, PX0695, PX0578, PX0783, PX0793, PX0793/1, PX0716
RoHS	Compliant	Compliant	Compliant


Snap Fit to Panel Inlet/ Outlet



PX0716/48

- Inlet/Outlet combination
- Panel Thickness 1.2mm
- 4.8mm tabs
- 10A, 250V AC  
(15A, 250V AC UL & CSA)

**Specifications****PX0716/Termination**

FIXINGS:	Snap fit 1.2mm accommodation
TERMINATIONS:	/48 (4.8mm tab)
Max. Rating:	10A, 250V AC (UL 15A, 125V AC)
Insulation Resistance:	>100MΩ (500V DC., 1 min.)
Dielectric Strength:	2kV (50Hz, 1 min.)
Operating Temp.	-20°C to +70°C
Max. Plug Temp:	+70°C
Mouldings:	Nylon 66, Flammability Rating UL94V-0
Contacts:	Brass, Tin Plated
Approvals:	
Accessories / Notes:	
Mating With:	PX0587, PX0587/SE, PX0588, PX0686, PX0686/SE
<b>RoHS</b>	Compliant



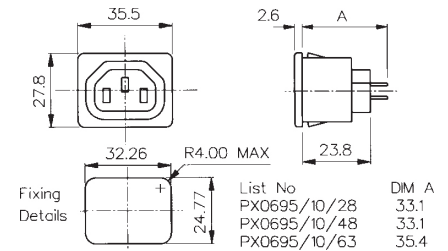


## Snap Fit to Panel Outlet



PX0695/10/28

- Panel Sizes 1, 1.5, 2.0 or 3.0mm
- 2.8 or 6.3mm Tabs
- 10A, 250V AC (15A, 250V AC UL & CSA)

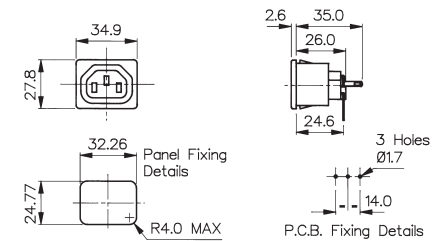


## PC Snap Fit to Panel Outlet



PX0695/10/PC

- Panel Thickness 1, 1.5, 2.0 or 3.0mm
- PC Spills
- 10A, 250V AC (15A, 250V AC UL & CSA)



## Specifications

## PX0695/Fixing/Termination/Colour

## PX0695/Fixing/PC/Colour

## FIXINGS:

Snap fit, /10 (1mm), /15 (1.5mm), /20 (2mm), /30 (3mm)

Snap fit, /10 (1mm), /15 (1.5mm), /20 (2mm), /30 (3mm)  
P.C. Spills

## TERMINATIONS:

/28 (2.8mm solder), /63 (6.3mm tab)

## COLOURS:

No suffix (Black), /WH (White), /GY (Grey)  
10A, 250V AC  
(UL & CSA 15A, 250V AC)

No suffix (Black), /WH (White), /GY (Grey)  
10A, 250V AC  
(UL & CSA 15A, 250V AC)

## Max. Rating:

## Contact Resistance:

<10mΩ

<10mΩ

## Insulation Resistance:

>10<sup>4</sup> MΩ

>10<sup>4</sup> MΩ

## AC Breakdown:

Contact-Contact 7kV. Contacts-Panel 9kV  
Operating Temp. -40°C to +70°C

Contact-Contact 4kV. Contacts-Panel 9kV  
-40°C to +70°C

## Mouldings:

Nylon, Flammability Rating UL94V-0

Nylon, Flammability Rating UL94V-0

## Contacts:

Brass, Tin Plated

Brass, Tin Plated

## Approvals:



## Accessories / Notes:

P.No. 12075, 14228 (See Page 409 & 410)  
VDE and ENEC approval for black versions only.

P.No. 14228 (see page 409)  
VDE and ENEC approval for black versions only.

## Mates with:

PX0685, PX0686, PX0686/SE,


PX0685, PX0686, PX0686/SE,

## RoHS

Compliant

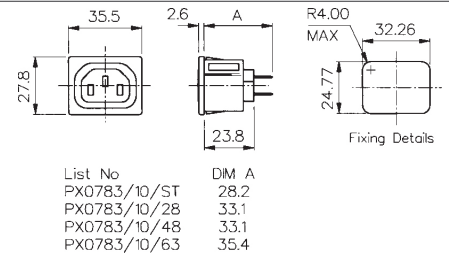
Compliant

## Snap Fit to Panel Outlet



PX0783/10/28

- Shuttered
- Panel Thickness 1, 1.5, 2.0 or 3.0mm
- 2.8, 4.8 or 6.3mm Tabs
- 10A, 250V AC  
(15A, 250V AC UL & CSA)

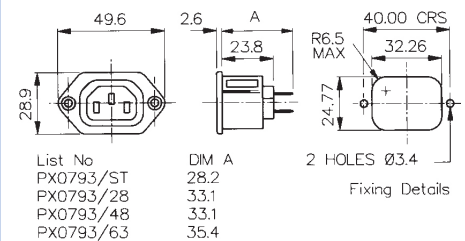


## Flange Mount Outlet



PX0793/28

- Shuttered
- 2.8, 4.8 or 6.3mm Tabs
- 10A, 250V AC  
(15A, 250V AC UL & CSA)

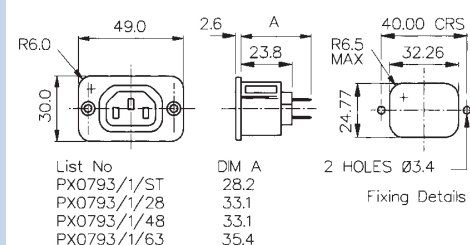





## PC Snap Fit to Panel Outlet



PX0793/1/Termination

- Shuttered
- Rectangular Flange Mount Outlet
- 2.8, 4.8 or 6.3mm Tabs
- 10A, 250V AC  
(15A, 250V AC UL & CSA)



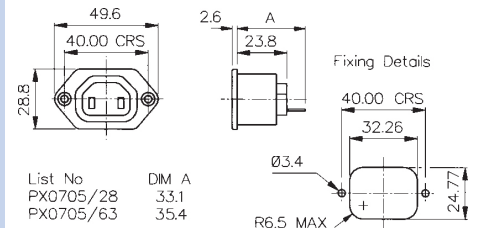
Specifications	PX0783/Fixing/Termination/Colour	PX0793/Fixing/PC/Colour	PX0793/1/Termination/Colour
FIXINGS:	Snap fit, /10 (1mm), /15 (1.5mm), /20 (2mm), /30 (3mm)	Flange	Rectangular Flange
TERMINATIONS:	/28 (2.8mm solder), /48 (4.8mm tab) /63 (6.3mm tab), /ST (solder)	/28 (2.8mm solder), /48 (4.8mm tab) /63 (6.3mm tab), /ST (solder)	/28 (2.8mm solder), /48 (4.8mm tab) /63 (6.3mm tab), /ST (solder)
COLOURS:	No suffix (Black), /WH (White), /GY (Grey)	No suffix (Black), /WH (White), /GY (Grey)	No suffix (Black), /WH (White), /GY (Grey)
Max. Rating:	10A, 250V AC (UL & CSA 15A, 250V AC)	10A, 250V AC (UL & CSA 15A, 250V AC)	10A, 250V AC (UL & CSA 15A, 250V AC)
Contact Resistance:	<10mΩ	<10mΩ	<10mΩ
Insulation Resistance:	>10 <sup>4</sup> MΩ	>10 <sup>4</sup> MΩ	>10 <sup>4</sup> MΩ
AC Breakdown:	Contact-Contact 7kV. Contacts-Panel 9kV	Contact-Contact 7kV. Contacts-Panel 9kV	Contact-Contact 7kV. Contacts-Panel 9kV
Operating Temp.	-40°C to +70°C	-40°C to +70°C	-40°C to +70°C
Mouldings:	Nylon, Flammability Rating UL 94V-0	Nylon, Flammability Rating UL 94V-0	Nylon, Flammability Rating UL 94V-0
Contacts:	Brass, Tin Plated	Brass, Tin Plated	Brass, Tin Plated
Approvals:	 UR approvals does not cover 4.8mm tab option	 UR approvals does not cover 4.8mm tab option	 US approvals only covers /ST versions
Accessories / Notes:	P.No. 12075, 14228 (See Page 409 & 410) VDE and ENEC approval for black versions only.	P.No. 12075, KT0006, 14228 (See Page 408, 409 & 410) VDE and ENEC approval for black versions only.	P.No. 12075, KT0006, 14228 (See Page 408, 409 & 410) VDE and ENEC approval for black versions only.
Mates with:	PX0685, PX0686, PX0686/SE	PX0685, PX0686, PX0686/SE	PX0685, PX0686, PX0686/SE
RoHS	Compliant	Compliant	Compliant

## Flange Mount Outlet



PX0705/28

- Two Plug Class II (No Earth Plug)
- 2.8, 4.8 or 6.3mm Tabs
- 10A, 250V AC  
(15A, 250V AC UL & CSA)

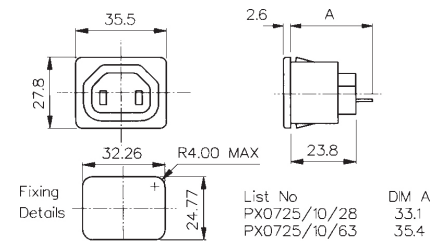




## Snap Fit to Panel Outlet



PX0725/10/28

- Two Plug Class II (No Earth Plug)
- Panel Thickness 1, 1.5, 2.0 or 3.0mm
- 2.8, 4.8 or 6.3mm Tabs
- 10A, 250V AC  
(15A, 250V AC UL & CSA)



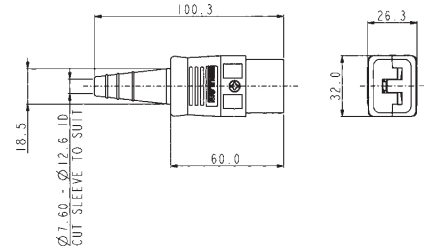
Specifications	PX0705/Termination/Colour	PX0725/Fixing/Termination/Colour
FIXINGS:	Flange	Snap fit, /10 (1mm), /15 (1.5mm), /20 (2mm), /30 (3mm)
TERMINATIONS:	/28 (2.8mm solder), /48 (4.8mm tab) /63 (6.3mm tab)	/28 (2.8mm solder), /48 (4.8mm tab) /63 (6.3mm tab)
COLOURS:	No suffix (Black), /WH (White), /GY (Grey)	No suffix (Black), /WH (White), /GY (Grey)
Max. Rating:	10A, 250V AC (UL & CSA 15A, 250V AC)	10A, 250V AC (UL & CSA 15A, 250V AC)
Contact Resistance:	<10mΩ	<10mΩ
Insulation Resistance:	>10 <sup>4</sup> MΩ	>10 <sup>4</sup> MΩ
AC Breakdown:	Contact-Contact 4kV. Contacts-Panel 9kV	Contact-Contact 7kV. Contacts-Panel 9kV
Operating Temp.	-40°C to +70°C	-40°C to +70°C
Mouldings:	Nylon, Flammability Rating UL94V-0	Nylon, Flammability Rating UL94V-0
Contacts:	Brass, Tin Plated	Brass, Tin Plated
Approvals:	 UR approvals does not cover 4.8mm tab option	 UR approvals does not cover 4.8mm tab option
Accessories / Notes:	P.No. 12075 (See Page 410) VDE and ENEC approval for black versions only.	P.No. 12075 (See Page 410) VDE and ENEC approval for black versions only.
RoHS	Compliant	Compliant

## C19 Straight Female Cable Connector



PX0599

- Rewirable Screw Terminals
- 16A, 250V AC
- Wire Sizes (max);  
3 x 2.5mm<sup>2</sup>, 3 x 12AWG
- Overall cable diameter up to 12mm

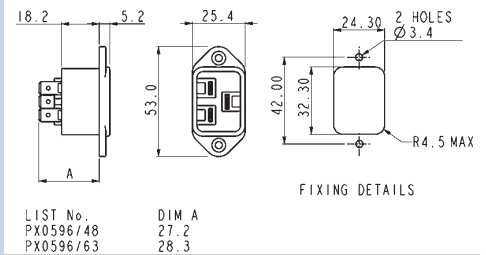


## C20 Flange Mount Inlet



PX0596

- 6.3mm or 4.8mm Tabs
- 16A, 250V AC  
(20A, 250V AC UL and cUL)

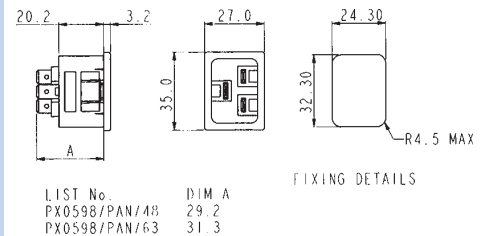







## C20 Snap Fit to Panel Inlet



PX0598

- Fits panel Thickness 1, 1.5, 2.0 or 3.0mm
- 6.3mm or 4.8mm Tabs
- 16A, 250V AC  
(20A, 250V AC UL and cUL)



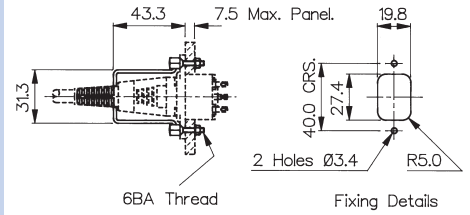
Specifications	PX0599	PX0596/Termination	PX0598/Fixing/Termination
FIXINGS (Panel):		Flange	Snap Fit, /10 (1mm), /15 (1.5mm), /20 (2mm), /30 (3mm)
TERMINATIONS:	Screw Terminals	/63 (6.3mm tab), /48 (4.8mm tab)	/63 (6.3mm tab), /48 (4.8mm tab)
Max. Rating:	16A, 250V AC	16A, 250V AC 20A, 250V AC UL and cUL	16A, 250V AC 20A, 250V AC UL and cUL
Insulation Resistance:	>5M $\Omega$	>10 <sup>6</sup> M $\Omega$	>10 <sup>6</sup> M $\Omega$
Dielectric Strength Between contacts:	1.5kV AC	1.5kV AC	1.5kV AC
Between contacts & accessible surfaces:	3kV C	3kV AC	3kV AC
Operating Temp. Range:	-40°C to +70°C	-40°C to +70°C	-40°C to +70°C
Max. Plug Temp.:		70°C	70°C
Withdrawal Force:	15N Min, 60N Max.		
Mouldings:	Nylon, Flammability Rating UL94V-0	Nylon, Flammability Rating UL94V-0	Nylon, Flammability Rating UL 94V-0
Contacts:	Brass, Clean	Plugs: Brass, Nickel Plated Tabs: Brass, Tin Plate	Plugs: Brass, Nickel Plated Tabs: Brass, Tin Plated
Approvals:		 	 
Mating Connectors:	C20 Inlets; PX0596 Flange and PX0598 Snapfit	PX0599 Rewirable Connector	PX0599 Rewirable Connector
Accessories:		KT0012, P.No. 14064 (see Pages 408 & 410)	P.No. 14064 (see Page 410)
RoHS	Compliant	Compliant	Compliant

Retaining Clip




KT0006  
(Shown with PX0580 & PX0587)

- Prevents Accidental Removal
- Fits flanged inlets

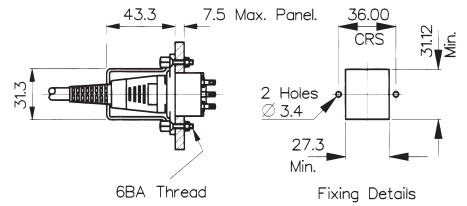


Retaining Clip



KT0009  
(Shown with PF0001 & PX0587)

- Prevents Accidental Removal
- Fits fused flanged inlets

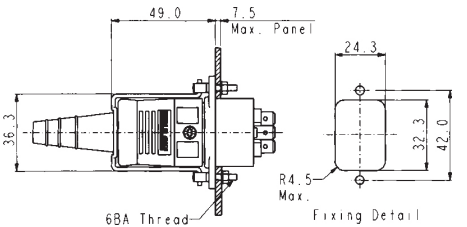


Retaining Clip



KT0012  
(Shown with PX0596 & PX0599)

- Prevents Accidental Removal
- For use with PX0596 flanged inlet and PX0599 connector



Specifications

KT0006

Retaining Clip to prevent accidental removal of connector.

Fits: PX0580 + PX0587 PX0590 + PX0597  
PX0690 + PX0587  
PX0675 + PX0686  
PX0793 + PX0686  
PX0793/1 + PX0686

KT0009

Retaining Clip to prevent accidental removal of connector.

Fits: PF0001+ PX0587  
PF0001/PC +PX0587  
PF0002 + PX0587  
PF0030 + PX0587

KT0012

Retaining Clip to prevent accidental removal of connector.

Fits: PX0596 + PX0599

Material:

Clip: Stainless Steel, other parts Brass, Nickel Plated

Clip: Stainless Steel, other parts Brass, Nickel Plated

Clip: Stainless Steel, other parts Brass, Nickel Plated

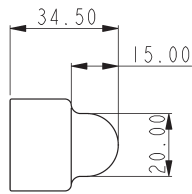
RoHS

Compliant

Compliant

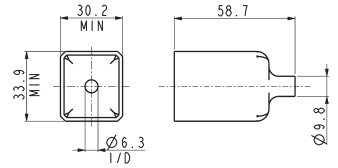
Compliant

Blanking Cover



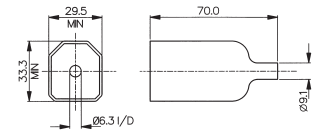
PNo 14228

Insulation Boot



PNo 14340

Insulation Boot



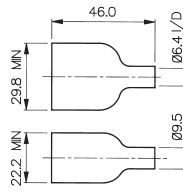
PNo 14317

- Blanking covers
- Protects Front of Outlet Connector
- Protects Against Accidental Electric Shock

- PVC Insulation Boots
- Protects Rear of Connector
- Protects Against Accidental Electric Shock

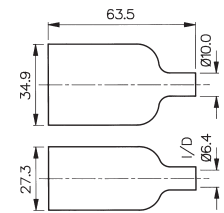
Specifications	P.No. 14228	P.No. 14340	P.No. 14317
	Blanking cover for PX0578, PX0675, PX0695, PX0783, PX0793, PX0716	Insulation boot for PS20, PS21, PS25, PS26	Insulation boot for PF0030, PF0033 (except /PC versions)
Operating Temp:	-40°C to +70°C	-20°C to +60°C	-20°C to +60°C
Max. Working Voltage:	250V AC	250V AC	250V AC
Flash Tested:	2kV AC	2kV AC	2kV AC
Material:	Nylon	P.V.C.	P.V.C.
Flammability Rating:	UL94V-0	UL94V-0	UL94V-0
<b>RoHS</b>	Compliant	Compliant	Compliant

Insulation Boot



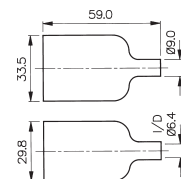
PNo 11328

Insulation Boot



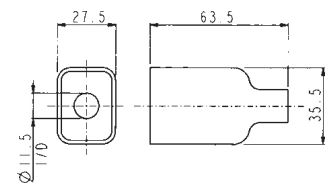
PNo 12075

Insulation Boot



PNo 11987

Insulation Boot



PNo 14064

- PVC Insulation Boots
- Protects Rear of Connector
- Protects Against Accidental Electric Shock

Specifications	P.No. 11328	P.No. 11987	P.No. 12075	P.No. 14064
	Insulation boot for PX0575, PX0579, PX0580 PX0590, PX0595	Insulation boot for PF range PF0001, PF0002, PF0006, PF0007, PF0011, PF0016 (Except /PC versions)	Insulation boot for PX0675, PX0695, PX0705, PX0725, PX0783, PX0793, PX0793/1 (Except /PC versions)	Insulation boot for PX0596, PX0598
Operating Temp:	-20°C to +60°C	-20°C to +60°C	-20°C to +60°C	-20°C to +60°C
Max. Working Voltage:	250V AC	250V AC	250V AC	250V AC
Flash Tested:	2kV AC	2kV AC	2kV AC	2kV AC
Material:	P.V.C.	P.V.C.	P.V.C.	P.V.C.
Flammability Rating:	UL94V-0	UL94V-0	UL94V-0	UL94V-0
<b>RoHS</b>	Compliant	Compliant	Compliant	Compliant