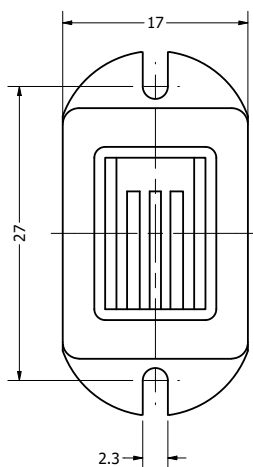
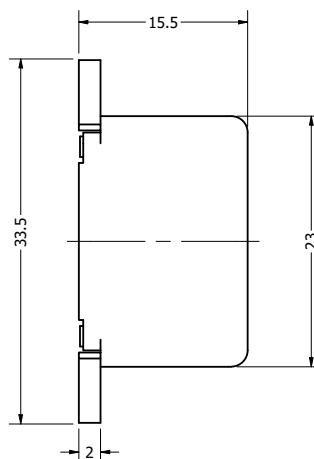


Part Number:	<b>IE320425-1</b>	
DRAWN	CJ	5/20/2019
CHECKED	C.H.	5/28/2019
Description:	Electro-Mechanical Indicator	
APPROVED	C.E.	5/28/2019
This document contains data proprietary to DB Unlimited. Any use or reproduction, in any form, without prior written permission of DB Unlimited is prohibited. All terms and conditions can be found at <a href="http://www.dbunlimitedco.com">www.dbunlimitedco.com</a>		

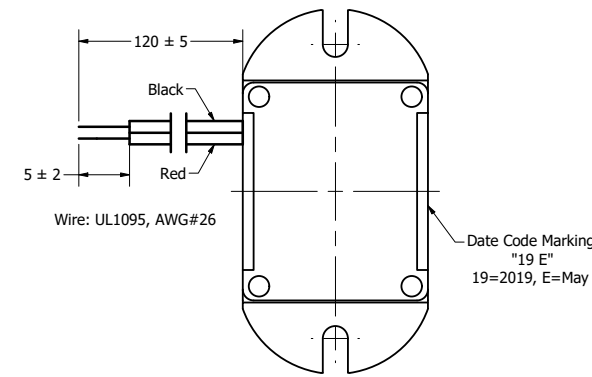
Top View



Side View



Bottom View



Items	Specifications	Conditions	REVISION HISTORY			
Min. Sound Pressure Level	81	dB (@ 10cm)	REV	DESCRIPTION	DATE	APPROVED
Tone	Single		1	Released from Engineering	10/21/2013	J.S.
Resonant Frequency	400	Hz		Updated drawing template, length, SPL, temps, weight	5/28/2019	C.E.
Rated Voltage	24	V				
Voltage Range	15 ~ 27	V				
Max. Rated Current	30	mA				
Storage Temperature	-20 ~ +70	°C				
Operating Temperature	-20 ~ +70	°C				
Connection Method	Lead Wires					
Mount Type	Flange Mount					
Housing Material	ABS					
Weight	8	g				

- NOTES**
- 1) All dimensions are in mm unless otherwise noted
  - 2) All tolerances are ± 0.5 mm unless otherwise noted
  - 3) All parts meet RoHS
  - 4) Subject to change or redrawn without notice