


# Multilayer Chip Ferrite Bead - HZ Series

Operating Temp. : -55°C ~+125°C



## FEATURES

- Internal silver printed layers and magnetic shielded structures to minimize crosstalk
- Perfect effect for EMI suppression at high frequency ( $\geq 1\text{GHz}$ ) due to its high impedance
- Four types material and wide range of impedance values for various applications

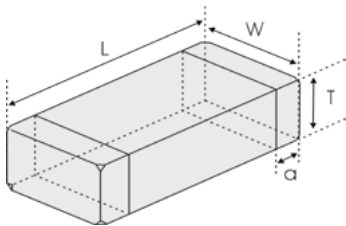
## APPLICATIONS

- High frequency noise suppression in electric equipments such as computer and peripheral devices, DVD, cameras, LCD TVs, communication equipments, OA equipments, etc.

## PRODUCT IDENTIFICATION

<b><u>HZ</u></b> ①	<b><u>1005</u></b> ②	<b><u>K</u></b> ③	<b><u>601</u></b> ④	<b><u>T</u></b> ⑤	<b><u>F</u></b> ⑥	<u>□□□</u> ⑦																																						
①	②	③	④	⑤	⑥	⑦																																						
<table border="1"> <tr><th colspan="2">Type</th></tr> <tr><td>HZ</td><td>Chip Ferrite Bead for High Frequency</td></tr> </table>	Type		HZ	Chip Ferrite Bead for High Frequency	<table border="1"> <tr><th colspan="2">External Dimensions (L×W) (mm)</th></tr> <tr><td>0603 [0201]</td><td>0.6×0.3</td></tr> <tr><td>1005 [0402]</td><td>1.0×0.5</td></tr> <tr><td>1608 [0603]</td><td>1.6×0.8</td></tr> </table>	External Dimensions (L×W) (mm)		0603 [0201]	0.6×0.3	1005 [0402]	1.0×0.5	1608 [0603]	1.6×0.8	<table border="1"> <tr><th colspan="2">Material Code</th></tr> <tr><td colspan="2">G, K, D, U</td></tr> </table>	Material Code		G, K, D, U		<table border="1"> <tr><th colspan="2">Packing</th></tr> <tr><td>T</td><td>Tape &amp; Reel</td></tr> </table>	Packing		T	Tape & Reel	<table border="1"> <tr><th colspan="2">Design Code</th></tr> <tr><td>□□□</td><td>Design Code</td></tr> <tr><td colspan="2">* Standard product is blank</td></tr> </table>	Design Code		□□□	Design Code	* Standard product is blank		<table border="1"> <tr><th colspan="2">Nominal Imp<sub>3</sub></th></tr> <tr><th>Example</th><th>Nominal Value</th></tr> <tr><td>601</td><td>600Ω</td></tr> <tr><td>102</td><td>1000Ω</td></tr> </table>	Nominal Imp <sub>3</sub>		Example	Nominal Value	601	600Ω	102	1000Ω	<table border="1"> <tr><th colspan="2">Hazardous Substance Free Products</th></tr> <tr><td colspan="2">F</td></tr> </table>	Hazardous Substance Free Products		F	
Type																																												
HZ	Chip Ferrite Bead for High Frequency																																											
External Dimensions (L×W) (mm)																																												
0603 [0201]	0.6×0.3																																											
1005 [0402]	1.0×0.5																																											
1608 [0603]	1.6×0.8																																											
Material Code																																												
G, K, D, U																																												
Packing																																												
T	Tape & Reel																																											
Design Code																																												
□□□	Design Code																																											
* Standard product is blank																																												
Nominal Imp <sub>3</sub>																																												
Example	Nominal Value																																											
601	600Ω																																											
102	1000Ω																																											
Hazardous Substance Free Products																																												
F																																												

## SHAPE AND DIMENSIONS



Unit: mm [inch]

Type	L	W	T	a
HZ0603 [0201]	0.6±0.05 [.024±.002]	0.3±0.05 [.012±.002]	0.3±0.05 [.012±.002]	0.15±0.05 [.006±.002]
HZ1005 [0402]	1.0±0.15 [.039±.006]	0.5±0.15 [.020±.006]	0.5±0.15 [.020±.006]	0.25±0.1 [.010±.004]
HZ1608 [0603]	1.6±0.15 [.063±.006]	0.8±0.15 [.031±.006]	0.8±0.15 [.031±.006]	0.3±0.2 [.012±.008]

## SPECIFICATION

### HZ0603 TYPE

Part Number	Impedance		Max. DC Resistance	Max. Rated Current	Thickness
	@100MHz	@1GHz Min.			
Units	$\Omega$		$\Omega$	mA	mm [inch]
Symbol	Z		DCR	I <sub>r</sub>	T
HZ0603D331TF	330±25%	450	1.00	200	0.3±0.05 [.012±.002]
HZ0603D471TF	470±25%	600	1.30	175	
HZ0603D601TF	600±25%	900	1.70	150	
HZ0603G121TF	120±25%	600	1.50	200	
HZ0603G221TF	220±25%	720	2.00	150	

### HZ1005 TYPE

Part Number	Impedance		Max. DC Resistance	Max. Rated Current	Thickness
	@100MHz	@1GHz Min.			
Units	$\Omega$		$\Omega$	mA	mm [inch]
Symbol	Z		DCR	I <sub>r</sub>	T
HZ1005G121TF	120±25%	500	0.70	300	0.5±0.15 [.020±.006]
HZ1005G221TF	220±25%	900	1.00	250	
HZ1005D221TFB01	220±25%	300	0.50	300	
HZ1005D301TF	300±25%	400	1.00	100	
HZ1005D601TF	600±25%	700	1.50	100	
HZ1005D102TF	1000±25%	900	1.80	50	
HZ1005K181TF	180±25%	400	1.00	100	
HZ1005K301TF	300±25%	600	1.10	100	
HZ1005K471TF	470±25%	900	1.30	100	
HZ1005K601TFB01	600±25%	1100	0.85	300	
HZ1005K102TFB01	1000±25%	1200	1.25	250	
HZ1005K152TF	1500±25%	1400	2.20	50	
HZ1005K182TFB03	1800±25%	1620	2.20	200	
HZ1005U601TFB02	600±25%	600	0.70	300	
HZ1005U102TFB01	1000±25%	900	1.10	250	

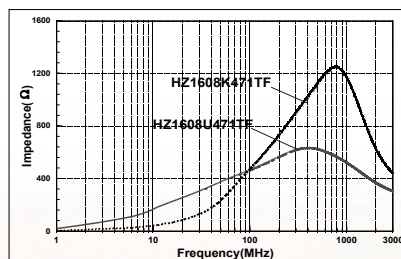
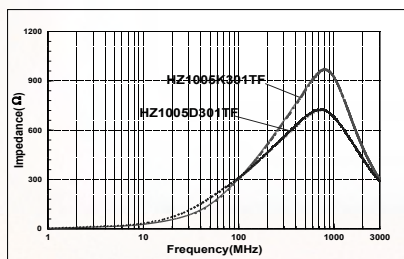
### HZ1608 TYPE

Part Number	Impedance		Max. DC Resistance	Max. Rated Current	Thickness
	@100MHz	@1GHz Min.			
Units	$\Omega$		$\Omega$	mA	mm [inch]
Symbol	Z		DCR	I <sub>r</sub>	T
HZ1608K471TF	470±25%	700	1.20	100	0.8±0.15 [.031±.006]
HZ1608K601TF	600±25%	850	1.50	100	
HZ1608K102TF	1000±25%	1100	1.80	50	
HZ1608U181TF	180±25%	180	0.55	200	
HZ1608U301TF	300±25%	300	0.75	200	
HZ1608U471TF	470±25%	400	0.85	200	
HZ1608U601TF	600±25%	450	1.00	200	
HZ1608U102TF	1000±25%	750	1.60	100	

※: Products with other electrical characteristics can be provided upon customer's request. Please contact your local sales.

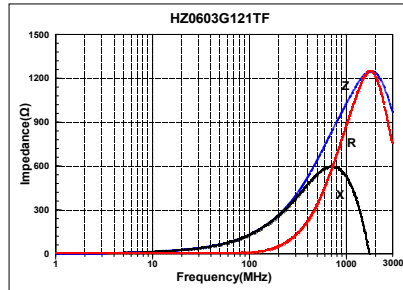
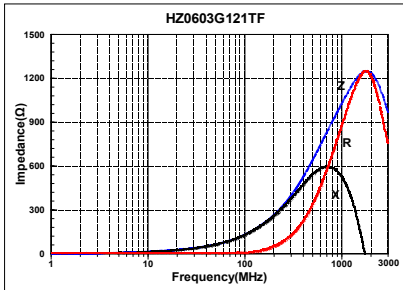
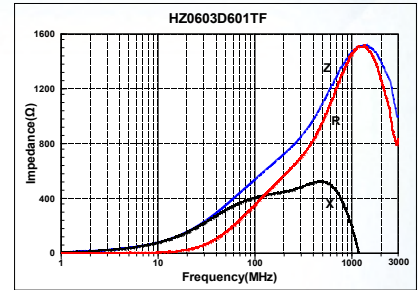
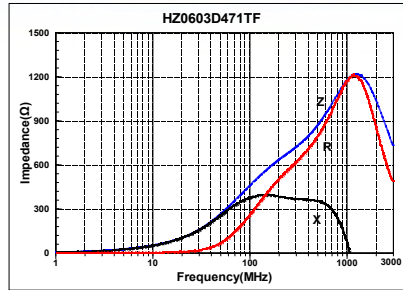
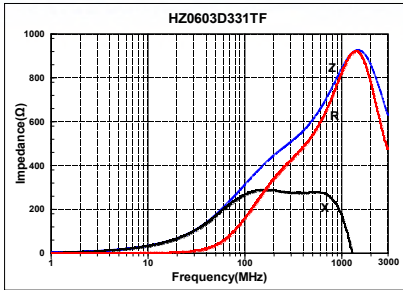
## TYPICAL ELECTRICAL CHARACTERISTICS

### D, K, U Material Comparison

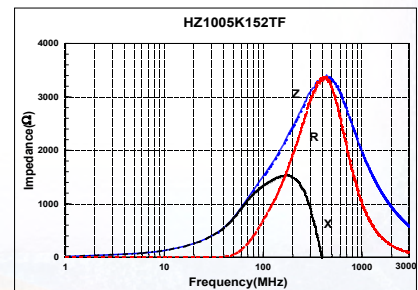
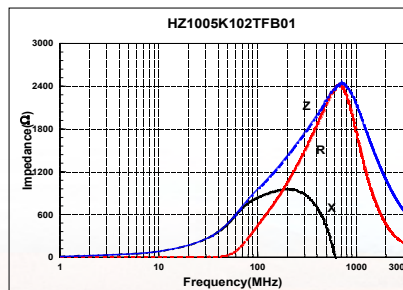
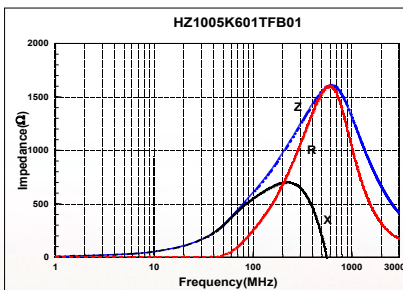
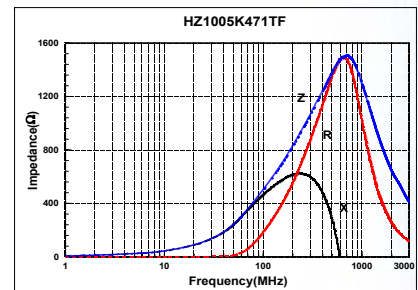
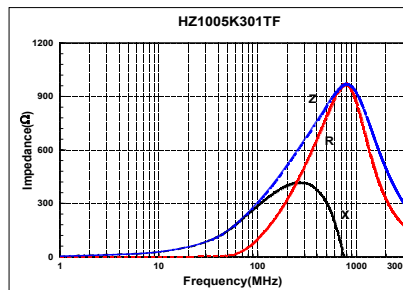
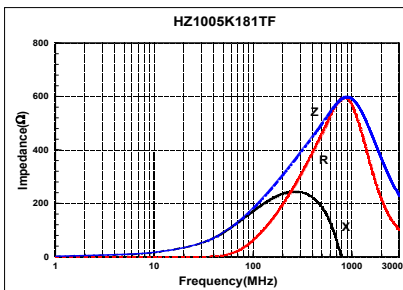
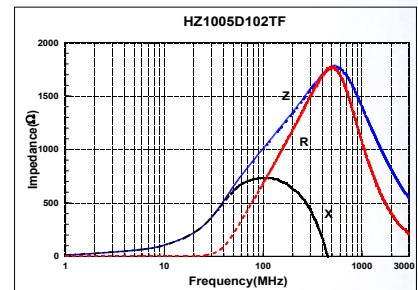
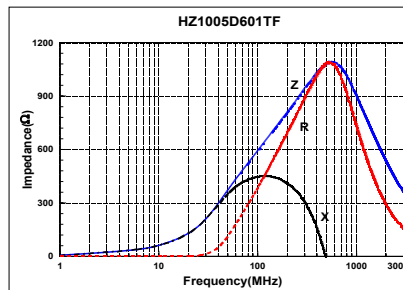
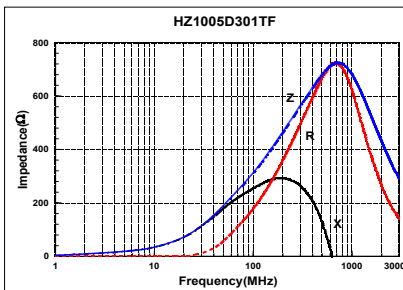
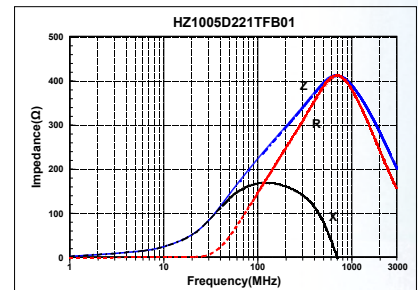
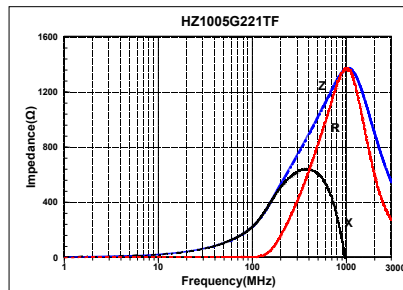
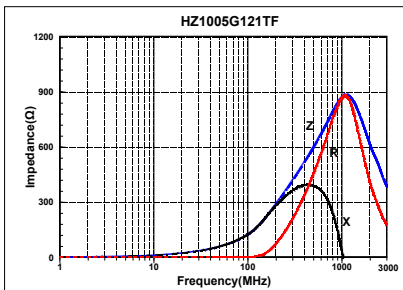


# TYPICAL ELECTRICAL CHARACTERISTICS

## HZ0603 TYPE

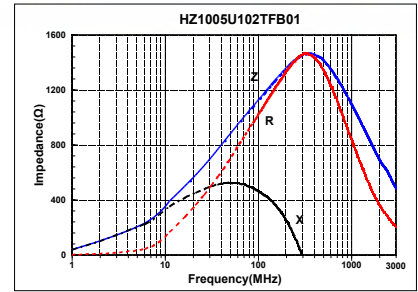
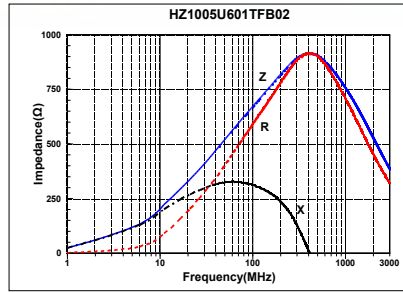
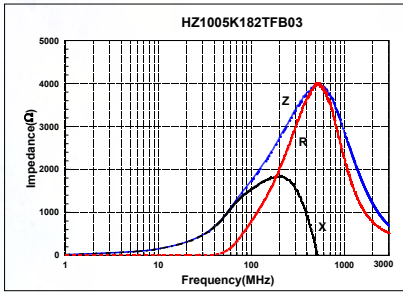


## HZ1005 TYPE



# TYPICAL ELECTRICAL CHARACTERISTICS

## HZ1005 TYPE



## HZ1608 TYPE

