

SUMMARY

Wires

Low voltage 2



Image is for illustrative purpose only

Series 00
Termination type Female solder
IP rating 68 mated (mating interface)
AWG wire size 34.00 - 28.00
Cable Ø 0.00 - 0.00 mm
Status Active

Download

[Request a quote](#)

[Catalog](#)

TECHNICAL DETAILS

Mechanics

Shell Style/Model HM*: Fixed receptacle with grounding tab, nut fixing, watertight or vacuum-tight (back panel mounting)
Keying 1 key (alpha=0, plug: male contacts, receptacle: female contacts)
Housing Material Brass (chrome plated [SAE AMS 2460]) shell and collet nut, nickel plated [SAE AMS QQ N 290] brass latch sleeve and mid pieces
Variant PV : Watertight / Vacuum-tested unmated (connector to device)
Weight 3.43 g

Performance

Configuration 00.302 : 2 Low Voltage
Insulator L: PEEK (UL 94 / V-0/1.5)
Rated Current 3.5 Amps

Specifications

Contact Type: Solder
Contact Dia.: 0.5 mm (0.02in)
Bucket Dia.: 0.4 mm (0.016in)
Max. Solid Conductor: 0.09 mm² (AWG 28)
Max. Stranded Conductor: 0.05 mm² (AWG 30)

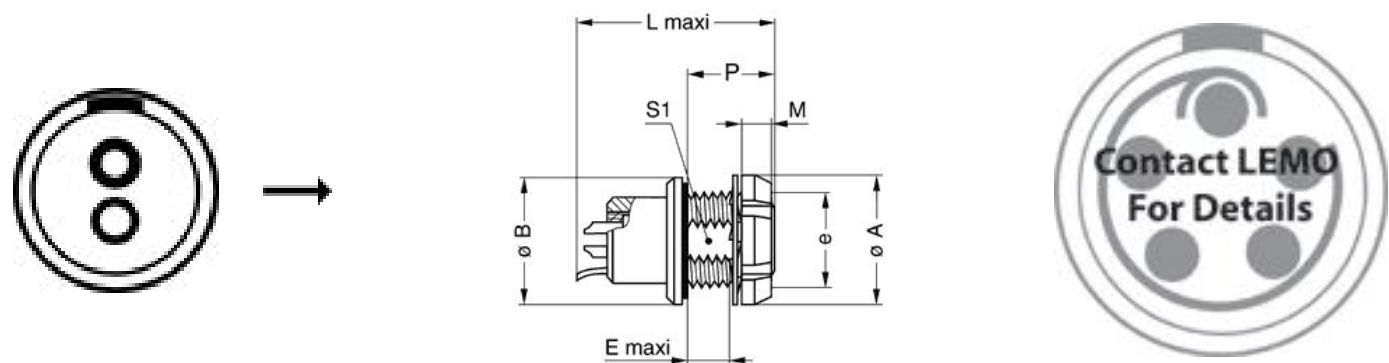
LEMO products and services are provided "as is". LEMO makes no warranties or representations with regard to LEMO product & services or use of them, express, implied or statutory, including for accuracy, completeness, or security. The user is fully responsible for his products and applications using LEMO components.

R (max): 8.7 mOhm
Vtest (contact-shell): 950 V (AC), 1340 V (DC)
Vtest (contact-contact): 1000 V (AC), 1400 V (DC)

Others

Temp (min / max): -20° C / +100° C
R leak (He) (max): 0.0000001 mbar*l/s (if vacuum-tested)
Salt Spray Corrosion: >1000 hr
Pressure: 60 bars

DRAWINGS



Dimensions

| | A | B | E | L | M | P | S1 | e |
|-----|------|------|------|------|------|------|------|--------|
| mm. | 10 | 11 | 2.5 | 18 | 2.5 | 6 | 6.3 | M7x0.5 |
| in. | 0,39 | 0,43 | 0,10 | 0,71 | 0,10 | 0,24 | 0,25 | |








RECOMMENDED BY LEMO

Tools

Spanner wrench: [Socket for torque wrench DCM.00.M07.4 and DCM.0S.M09.4](#)

LEMO products and services are provided “as is”. LEMO makes no warranties or representations with regard to LEMO product & services or use of them, express, implied or statutory, including for accuracy, completeness, or security. The user is fully responsible for his products and applications using LEMO components.

Cables

| | | | |
|--------------------|-----|-------|---|
| CMN.02.T28.030PGCE | PVC | GREY |  |
| CMN.02.T28.030PGZE | | Grey |  |
| CMN.02.T28.030PNCE | PVC | Black |  |
| CMN.02.T28.030PNZE | | |  |
| 102080 | PVC | Grey | |
| 2050 | PVC | Black |  |
| 20550 | PUR | Black |  |
| 20560 | PUR | White |  |
| 2080 | PVC | Grey | |
| 2280 | PVC | Black |  |
| 4082 | PVC | Grey | |
| CMB.02.210.635 | PUR | Black | |

LEMO products and services are provided "as is". LEMO makes no warranties or representations with regard to LEMO product & services or use of them, express, implied or statutory, including for accuracy, completeness, or security. The user is fully responsible for his products and applications using LEMO components.