


# HMC-T2270

Synthesized Signal Generator, 10 MHz to 70 GHz



# HMC-T2270\* PRODUCT PAGE QUICK LINKS

Last Content Update: 02/23/2017

---

## COMPARABLE PARTS

View a parametric search of comparable parts.

## DOCUMENTATION

### Application Notes

- Pulsed Modulation

### Data Sheet

- HMC-T2270: Synthesized Signal Generator, 10 MHz to 70 GHz Data Sheet

### User Guides

- Programmer's Manual Installation, Operation & Maintenance Guide for HMC-T2220, HMC-T2220B, HMC-T2240, and HMC-T2270
- User Manual - Synthesized Signal Generator Family - HMC-T2220/40/70, HMC-T2220B

## DESIGN RESOURCES

- HMC-T2270 Material Declaration
- PCN-PDN Information
- Quality And Reliability
- Symbols and Footprints

## DISCUSSIONS

View all HMC-T2270 EngineerZone Discussions.

## SAMPLE AND BUY

Visit the product page to see pricing options.

## TECHNICAL SUPPORT

Submit a technical question or find your regional support number.

## DOCUMENT FEEDBACK

Submit feedback for this data sheet.

---

# HMC-T2270

SYNTHESIZED SIGNAL GENERATOR, 10 MHz to 70 GHz

v05.0216

## Wide Frequency Range, 10 MHz to 70 GHz Signal Generator!

The HMC-T2270 is an easy to implement test equipment solution designed to fulfill your signal generation needs. Built on a foundation of high quality and market leading Hittite MMICs, the HMC-T2270 provides high output power, low harmonic levels and broad frequency range.

This compact and light weight signal generator also features USB, GPIB and Ethernet interfaces ensuring carefree integration within various test environments while improving overall productivity and equipment utilization.

### Applications

- ◆ ATE
- ◆ Test & Measurement
- ◆ R&D Laboratories

### Advantages

- ◆ Versatile: Simplifies Test Set-Ups
- ◆ Efficient: 500  $\mu$ s Frequency Switching
- ◆ Reliable: Incorporates Hittite MMICs
- ◆ Flexible: Manual or Software Control  
Via USB, GPIB or Ethernet

### Performance

- ◆ High Output Power:
  - +26 dBm @ 1 GHz
  - +3.0 dBm @ 70 GHz
- ◆ Wide Frequency Range:  
10 MHz to 70 GHz
- ◆ Excellent Phase Noise Performance:
  - 118 dBc/Hz @ 10 kHz Offset @ 1 GHz
  - 79 dBc/Hz @ 100 kHz Offset @ 67 GHz
- ◆ Integer Spurious:  
< -65 dBc
- ◆ Power Resolution: 0.1 dB
- ◆ Frequency Resolution: 1 Hz

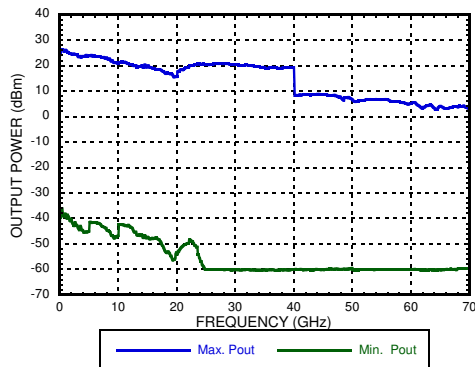


# HMC-T2270

## SYNTHESIZED SIGNAL GENERATOR, 10 MHz to 70 GHz

v05.0216

### Output Power Range



Dynamic Range: > 60 dB  
 Resolution: 0.1 dB  
 Power Accuracy:  
 ± 1 dB > 500 MHz  
 ± 2 dB ≤ 500 MHz  
 ± 2 dB < -20 dBm (All Frequencies)  
 RF OFF < -90 dBm

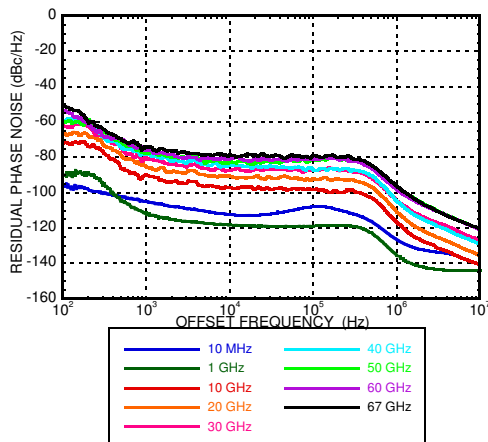
### Harmonics

Frequency (GHz)	Sub-Harmonics (dBc)	2nd Harmonics (dBc)	3rd Harmonics (dBc)
0.01	-77	-38	-44
0.5	-78	-34	-55
1	-78	-39	-50
2	-78	-32	-40
5	-74	-37	-59
10	-58	-33	-64
15	-41	-40	-60
25	-71	-29	-
30	-70	-40	-
40	-50	-	-
50	-46	-	-
60	-50	-	-
70	-58	-	-

Output Power = +10 dBm

Output Power:  
 +10 dBm at or below 40 GHz  
 See Max. Power above 40 GHz

### SSB Phase Noise vs. Frequency



### SSB Phase Noise (dBc/Hz)

Frequency (GHz)	Offset From Carrier						
	10 Hz	100 Hz	1 kHz	10 kHz	100 kHz	1 MHz	10 MHz
0.01	-86	-95	-104	-112	-107	-126	-140
1	-80	-90	-111	-118	-118	-134	-143
10	-63	-72	-90	-97	-98	-117	-141
20	-62	-66	-85	-90	-92	-111	-136
30	-54	-62	-80	-87	-87	-105	-127
40	-51	-60	-78	-84	-87	-105	-129
50	-45	-55	-75	-81	-80	-96	-120
60	-41	-54	-76	-81	-81	-98	-121
67	-46	-51	-74	-79	-79	-96	-120

### Spurious

- < -65 dBc @ Integer Frequencies (See Table)
- < -63 dBc @ Fractional Frequencies <10 GHz
- < -57 dBc @ Fractional Frequencies 10-20 GHz
- < -52 dBc @ Fractional Frequencies 20-40 GHz
- < -46 dBc @ Fractional Frequencies > 40 GHz

### Integer Frequencies \*

Frequency Band (MHz)	Frequency Step Size (MHz)
25 - 450	25
450 - 625	6.25
625 - 1250	12.5
1250 - 2500	25
2500 - 5000	50
5000 - 10000	100
10000 - 20000	200
20000 - 40000	400
40000 - 70000	800

\* All other frequencies are fractional.

Above data is typical performance at +25°C after 30 minutes of warm-up time unless otherwise stated.

# HMC-T2270

## SYNTHESIZED SIGNAL GENERATOR, 10 MHz to 70 GHz

v05.0216

### General Specifications

Frequency:	Power - AC:
Accuracy:	100 to 240 VAC @ 50 to 60 Hz
For < 2.5 GHz, Reference +0/-90 nHz	Operating Temperature: (For indoor use only)
For > 2.5 GHz, Reference +0/-2.88 $\mu$ Hz	0 to 35 °C
Internal Reference: $\pm$ 1.5 ppm	Storage Temperature: -20 to 70 °C
Resolution: 1 Hz	Cooling: 2 Internal Fans
Aging Rate: <1 ppm/yr	Fan Noise: < 50 dBa
External Reference Input: 10 MHz (Sine Wave)	Mechanical Vibration & Shock:
Internal Reference Output: 10 MHz (Square Wave)	MIL PRF-288000 Class 4, non operating
Frequency Switching Speed: 500 $\mu$ s	Compliance:
RF Output Power Change Versus Temperature:	CSA & CE
10 MHz to 5 GHz      0.10 dB/°C	ECCN:
5 GHz to 15 GHz      0.125 dB/°C	3A002.d.3.f
15 GHz to 20 GHz      0.20 dB/°C	General Mechanical Characteristics
20 GHz to 70 GHz      0.10 dB/°C	H: 76.2 mm (3 in)
Input / Output:	W: 203 mm (8 in)
10 MHz REFOUT <sup>[1]</sup>	D: 305 mm (12 in)
10 MHz REFIN <sup>[2]</sup>	Weight 3.7 kg (8.25 lbs)
TRIGGER IN <sup>[3]</sup> : TTL	Warranty: 1 Year Parts and Labor
TRIGGER OUT <sup>[3]</sup> : TTL	
RS-232 (used for field upgrades)	
Ethernet	
GPIB	
USB 2.0	
RF Output 1.85mm Female	
Maximum DC voltage applied to RF Output: 5 Volts	

[1] +10 dBm typ. into 50 Ohms; BNC Connector

[2] +5 dBm max., -5 dBm min., 50 Ohms; BNC Connector

[3] The trigger input can be driven from either 3.3V or 5V sources for direct interface with TTL signal levels; BNC Connector

Above data is typical performance at +25°C after 30 minutes of warm-up time unless otherwise stated.

# HMC-T2270

SYNTHESIZED SIGNAL GENERATOR, 10 MHz to 70 GHz

v05.0216

## HMC-T2270 Rear Panel I/O Connections



## Connectivity & Control

Its compact size, light weight, fast switching speed and USB, GBIP and Ethernet control interfaces support the standard SCPI command set ensuring smooth integration within all test environments, particularly those associated with automated test. An installation disk that accompanies each unit includes all the drivers required to remotely control the device as well as a user friendly GUI interface (right) compatible with a Windows XP®, Windows Vista® or Windows 7® or operating system. User control is facilitated via pull down menus that allow programming of single or swept modes in frequency or power. Integration of multiple units within a production test environment is easy, and affordable.

### Remote Interface

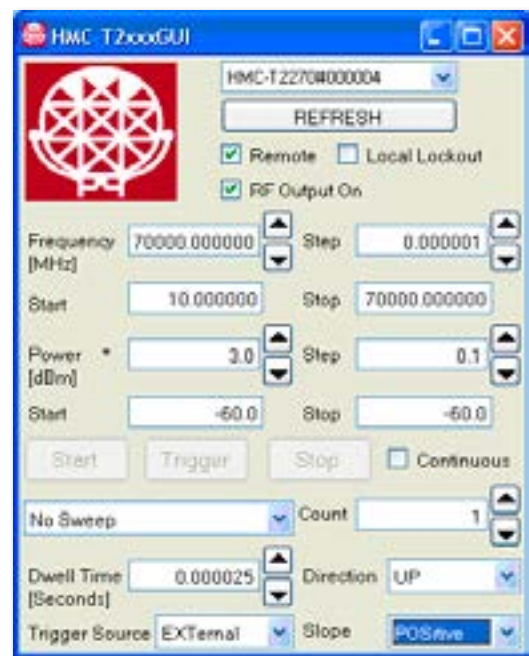
Hardware: USB (Windows XP®, Windows Vista®, Windows 7® Drivers Supplied), GPIB or Ethernet

Software: LabVIEW 2009 Driver

Frequency Switching Speed:  
500 us Typ.

### Local Interface

Front Panel Rotary Knob & Display



## HMC-T2100 Compatibility

To facilitate integration into existing HMC-T2100 applications, the HMC-T2270 has a HMC-T2100 compatibility mode. In this mode, the HMC-T2270 identifies itself as a HMC-T2100 so that the HMC-T2100 USB drivers will work for a HMC-T2270, and programs which use the \*IDN? string will recognize a HMC-T2270 as a HMC-T2100. Frequency resolution, maximum and minimum values for power, and minimum sweep dwell time also change to match the HMC-T2100.

Windows® - Windows XP®, Windows Vista® and Windows 7® are registered trademarks of Microsoft Corporation.

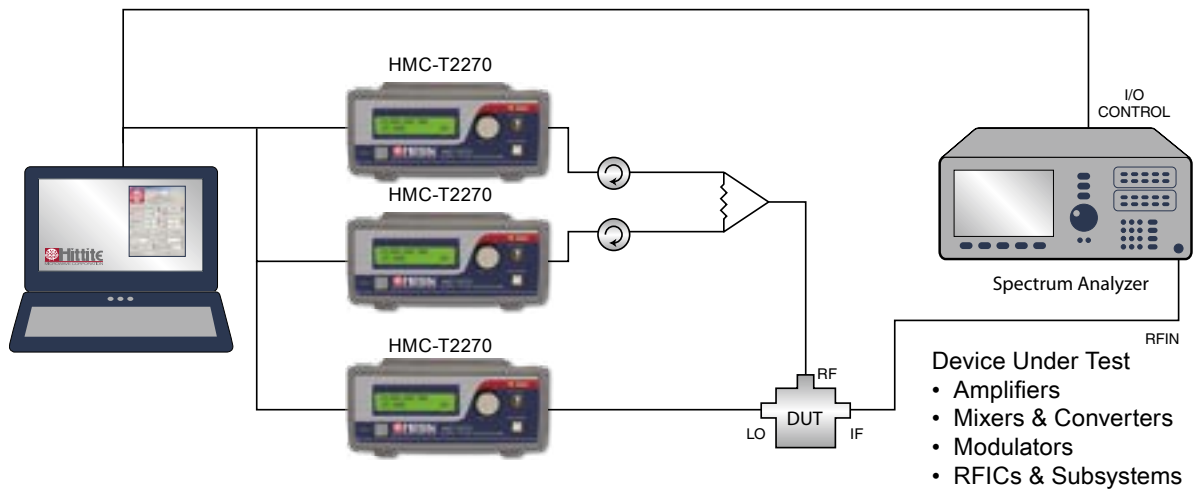


# HMC-T2270


SYNTHESIZED SIGNAL GENERATOR, 10 MHz to 70 GHz

v05.0216

## Two Tone Third Order Intercept Test Set-up



## Efficient Mixer Conversion Loss, Isolation & MxN Spurious Test Set-up




# HMC-T2270

## SYNTHESIZED SIGNAL GENERATOR, 10 MHz to 70 GHz

v05.0216

### HMC-T2270



### Ordering Information

Model Number	Description	Price
HMC-T2270	Synthesized Signal Generator 10 MHz to 70 GHz	

Includes 100 - 240V AC Power Supply and one Power Cord at no cost. Please specify your preferred power cord part number at time of ordering. (see "Power Cord" table)

### Test Rack Mount Kit

Part Number	Description	Price
HMC-RM02	Dual Rack Mounting Plate 19" 2u Chassis	



### Power Cord

Part Number	Region	
HMC-PC01	Continental Europe	
HMC-PC02	United Kingdom	
HMC-PC03	China	
HMC-PC04	Australia, New Zealand	
HMC-PC05	North America	
HMC-PC06	South Africa / India	
HMC-PC07	Switzerland	
HMC-PC08	Denmark	
HMC-PC09	Israel	
HMC-PC10	Italy	
HMC-PC11	Japan	

All pricing is in U.S. Dollars and is subject to change without notice.

For price, delivery, and to place orders: Analog Devices, Inc., One Technology Way, P.O. Box 9106, Norwood, MA 02062-9106  
 Phone: 781-329-4700 • Order online at [www.analog.com](http://www.analog.com)  
 Application Support: Phone: 1-800-ANALOG-D