

Power OFF-delay Timer


Order Code

H3DT-HDL 200 to 240 VAC

Dimensions (Unit: mm)

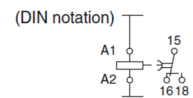
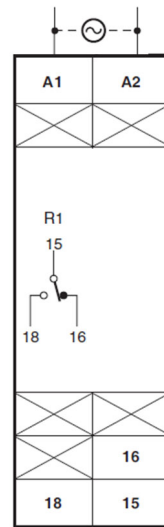


Front



Side view

Terminal Arrangement

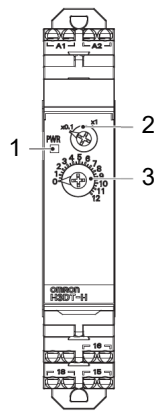


Technical criteria

Rated supply voltage	200 to 240 VAC, 50/60 Hz
Operating mode	OFF delay
Input method	None
Minimum power-ON time	0.3 s
Control Output	5 A at 250 VAC with resistive load ($\cos\phi = 1$), 5 A at 30 VDC with resistive load
Accuracy of operating time	$\pm 1\%$ of FS max.
Setting error	$\pm 10\%$ of FS ± 0.05 s max.
Operating Temperature	-20 to 60°C
Operating Humidity	25% to 85%
IP	IP30 (Terminal block: IP20)

For the most recent information on models that have been certified for safety standards, refer to your OMRON website.

Nomenclature

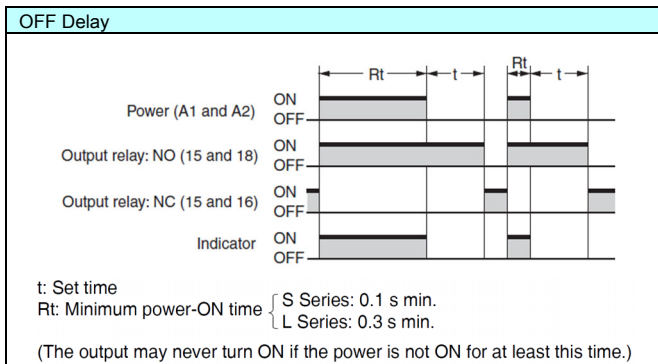


1	Power indicator
2	Time range switch
3	Main dial

Time range

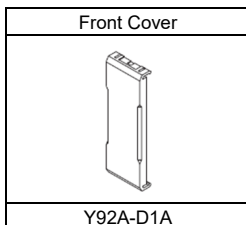
Time range setting	x1	x10
Set time range	1 to 12 s	10 to 120 s
Power ON time	0.3 s min.	
Scale numbers	12	

Timing Chart



Note: Refer to the official Datasheet, how to use Gate input.

Accessories



OMRON Corporation Industrial Automation Company

Kyoto, JAPAN

Contact: www.ia.omron.com

Regional Headquarters

OMRON EUROPE B.V.

Wegalaan 67-69, 2132 JD Hoofddorp
 The Netherlands

Tel: (31) 2356-81-300/Fax: (31) 2356-81-388

<https://industrial.omron.eu/en/home>

OMRON ELECTRONICS LLC

2895 Greenspoint Parkway, Suite 200
 Hoffman Estates, IL 60169 U.S.A.

Tel: (1) 847-843-7900/Fax: (1) 847-843-7787

© OMRON Corporation 2019 All Rights Reserved.
 In the interest of product improvement,
 specifications are subject to change without notice.

Cat. No. L203-E1-01

1019