

40.0 x 6.0 x 0.5 (mm) Wi-Fi Dual Band PCB Substrate Antenna (AA222) Engineering Specification

1. Explanation of Product Number

H	2	B	1	P	D	1	A	1	C	3	0	5	L
				(1)	(2)		(3)	(4)		(5)			



Product Code:

- (1) Product Applications:
 P: Wi-Fi Dual Band Antenna
- (2) Dimensions:
 D1: 40.0 x 6.0 x 0.5 (mm)
- (3) Material:
 A: GF
- (4) Working Frequencies:
 1C: 2400~2484 & 5150~5850 MHz
- (5) Antenna Series:
 30: serial number



詠業科技股份有限公司
Unictron Technologies Corporation
 Website: www.unictron.com

THIS DRAWINGS AND SPECIFICATIONS ARE THE PROPERTY OF UNICTRON TECHNOLOGIES CORPORATION AND SHALL NOT BE REPRODUCED OR USED AS THE BASIS FOR THE MANUFACTURE OR SALE OF APPARATUS OR DEVICES WITHOUT PERMISSION

Prepared by : **Xenia** Designed by : **Sam** Checked by : **Chinling** Approved by : **Herbert**

TITLE : 40.0 x 6.0 x 0.5 (mm) Wi-Fi Dual Band PCB Substrate Antenna (AA222) Engineering Specification	DOCUMENT NO.	H2B1PD1A1C305L	REV. C
--	---------------------	-----------------------	-------------------------

2. Features

- *Stable and reliable in performances
- *Compact size
- *RoHS compliance

3. Applications

- * IEEE802.11(a/b/g/n).
- * Hand-held devices when IEEE802.11(a/b/g/n) functions are needed.

4. Description

Unictron's PCB antenna with cable series are specially designed for IEEE802.11(a/b/g/n) applications. Based on Unictron's proprietary design and processes, this antenna has excellent stability and sensitivity to consistently provide high signal reception efficiency.

5. Operating Condition:

Temperature	-10 to +85 °C	(With double-sided tape)
	- 40 to +85 °C	(Without double-sided tape)
Humidity	10 to 95% RH	

6. Storage Condition:

Temperature	-10 to +85 °C	(With double-sided tape)
	- 40 to +85 °C	(Without double-sided tape)
Humidity	10 to 95% RH	

7. Electrical Specifications (Antenna in device)

7-1. 2400~2484 MHz Band

Characteristics		Specifications	Unit
Outline Dimensions		40.0 x 6.0 x 0.5	mm
Working Frequency		2400~2484	MHz
Bandwidth		84 Min (typical)	MHz
VSWR		2 Max. (typical)	
Impedance		50	Ω
Polarization		Linear Polarization	
Peak Gain	(@ 2442 MHz)	2.7 (typical)	dBi
Efficiency		80 (typical)	%

*Center frequency will be offset to another frequency according to the conditions of user's ground plane and radome.



詠業科技股份有限公司
Unictron Technologies Corporation
Website:www.unictron.com

THIS DRAWINGS AND SPECIFICATIONS ARE THE PROPERTY OF UNICTRON TECHNOLOGIES CORPORATION AND SHALL NOT BE REPRODUCED OR USED AS THE BASIS FOR THE MANUFACTURE OR SALE OF APPARATUS OR DEVICES WITHOUT PERMISSION

Prepared by : Xenia

Designed by : Sam

Checked by : Chinling

Approved by : Herbert

TITLE : 40.0 x 6.0 x 0.5 (mm) Wi-Fi Dual Band PCB
Substrate Antenna (AA222) Engineering Specification

DOCUMENT
NO.

H2B1PD1A1C305L

REV.
C

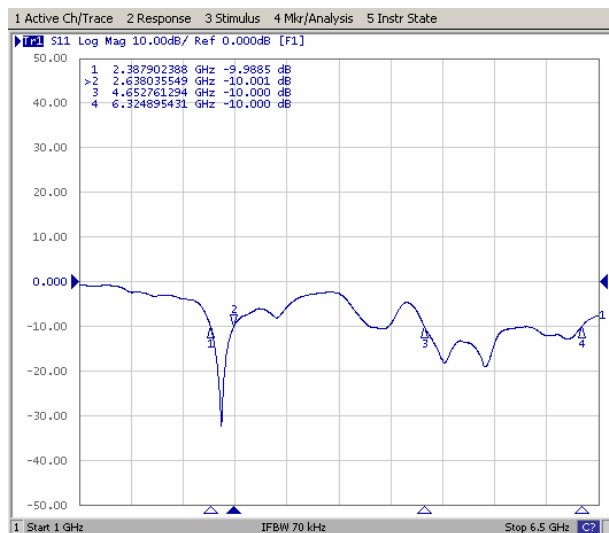
7-2. 5150~5850 MHz Band

Characteristics		Specifications	Unit
Working Frequency		5150~5850	MHz
Bandwidth		800 Min. (typical)	MHz
VSWR(2.5 Max. (typical)	
Impedance		50	Ω
Polarization		Linear Polarization	
Peak Gain	(@5550 MHz)	3.5 (typical)	dBi
Efficiency		72.3 (typical)	%

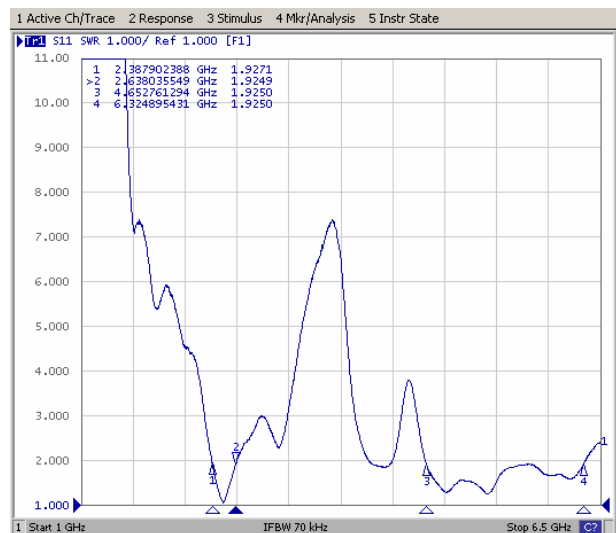
*Center frequency will be offset to another frequency according to the conditions of user's ground plane and radome

7-3. Return Loss & VSWR

Return Loss

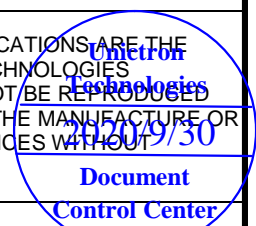


VSWR



詠業科技股份有限公司
Unictron Technologies Corporation
Website: www.unictron.com

THIS DRAWINGS AND SPECIFICATIONS ARE THE PROPERTY OF UNICTRON TECHNOLOGIES CORPORATION AND SHALL NOT BE REPRODUCED OR USED AS THE BASIS FOR THE MANUFACTURE OR SALE OF APPARATUS OR DEVICES WITHOUT PERMISSION



Prepared by : Xenia

Designed by : Sam

Checked by : Chinling

Approved by : Herbert

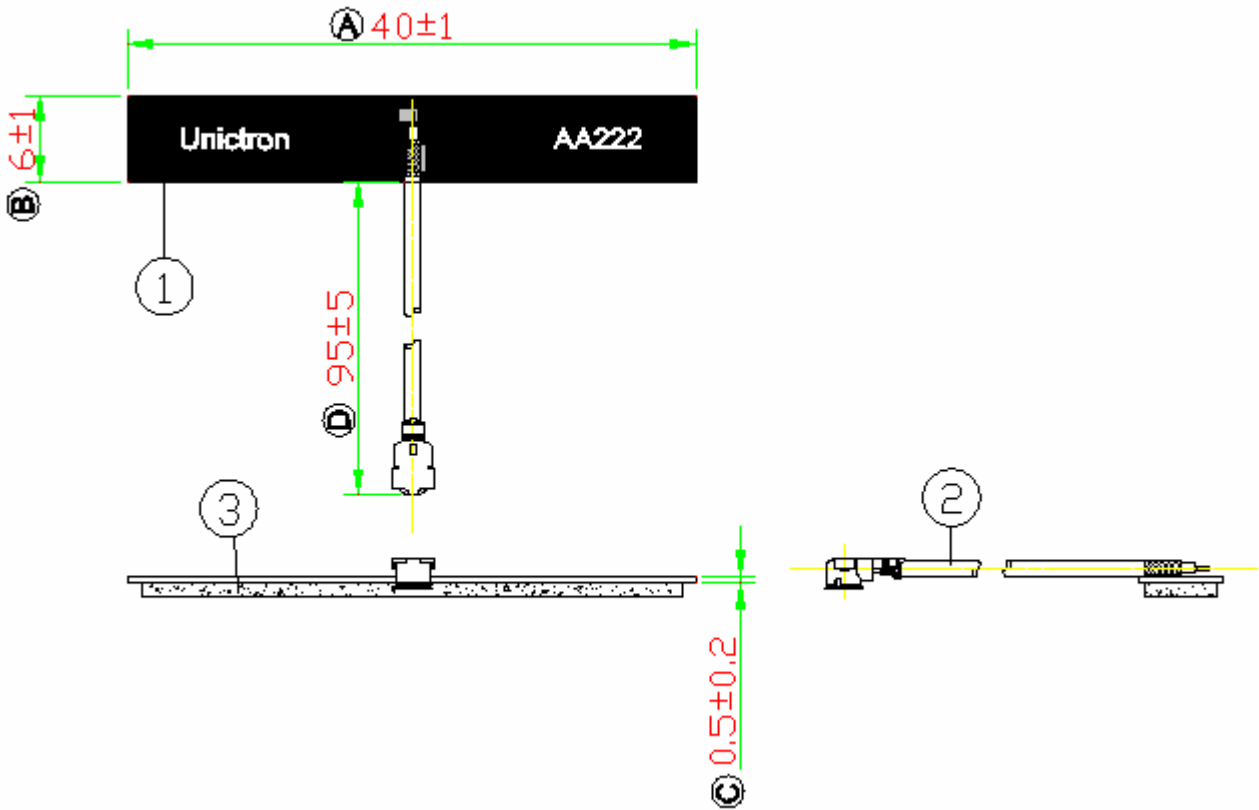
TITLE : 40.0 x 6.0 x 0.5 (mm) Wi-Fi Dual Band PCB
Substrate Antenna (AA222) Engineering Specification

DOCUMENT NO.

H2B1PD1A1C305L

REV.
C

8. Dimensions of PCB antenna with cable (unit: mm)



- NOTE:
1. All materials are RoHS compliant.
 2. "A~D" Critical Dimensions.
 3. "()" Reference Dimensions.

Item	Name	Material	Color	Q'ty
1	AA222_PCB	FR4	Black	1
2	I-PEX Connector (MHF I) _ Cable1.13mm	FEP	Gray	1
3	Adhesive	PE	Black	1



詠業科技股份有限公司
 Unictron Technologies Corporation
 Website: www.unictron.com

THIS DRAWINGS AND SPECIFICATIONS ARE THE PROPERTY OF UNICTRON TECHNOLOGIES CORPORATION AND SHALL NOT BE REPRODUCED OR USED AS THE BASIS FOR THE MANUFACTURE OR SALE OF APPARATUS OR DEVICES WITHOUT PERMISSION


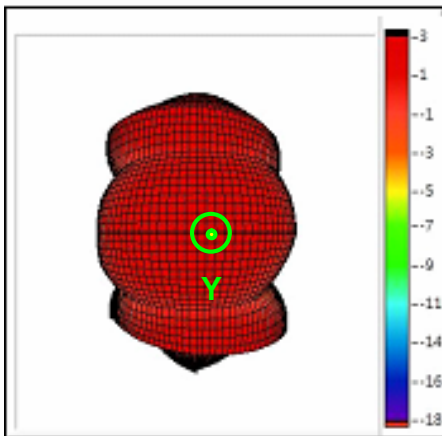
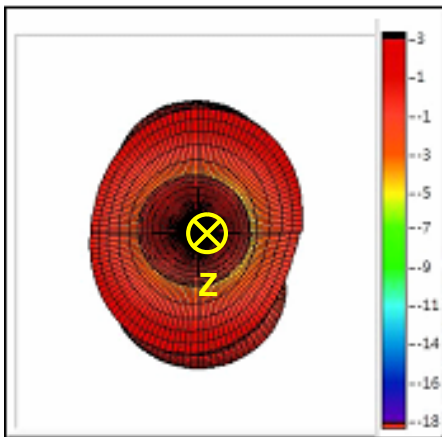
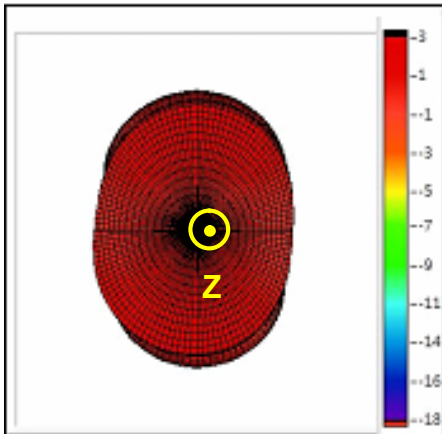
Prepared by : Xenia Designed by : Sam Checked by : Chinling Approved by : Herbert

TITLE : 40.0 x 6.0 x 0.5 (mm) Wi-Fi Dual Band PCB Substrate Antenna (AA222) Engineering Specification	DOCUMENT NO.	H2B1PD1A1C305L	REV.
			C

9. Radiation Pattern

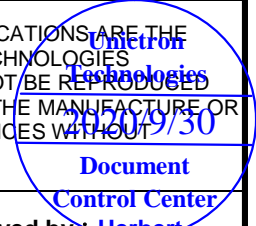
9-1.2400~2484 MHz Band

9-1-1.3D Gain Pattern @ 2442 MHz (unit: dBi)



詠業科技股份有限公司
 Unictron Technologies Corporation
 Website: www.unictron.com

THIS DRAWINGS AND SPECIFICATIONS ARE THE PROPERTY OF UNICTRON TECHNOLOGIES CORPORATION AND SHALL NOT BE REPRODUCED OR USED AS THE BASIS FOR THE MANUFACTURE OR SALE OF APPARATUS OR DEVICES WITHOUT PERMISSION



Prepared by : Xenia

Designed by : Sam

Checked by : Chinling

Approved by : Herbert

TITLE : 40.0 x 6.0 x 0.5 (mm) Wi-Fi Dual Band PCB
 Substrate Antenna (AA222) Engineering Specification

DOCUMENT NO.

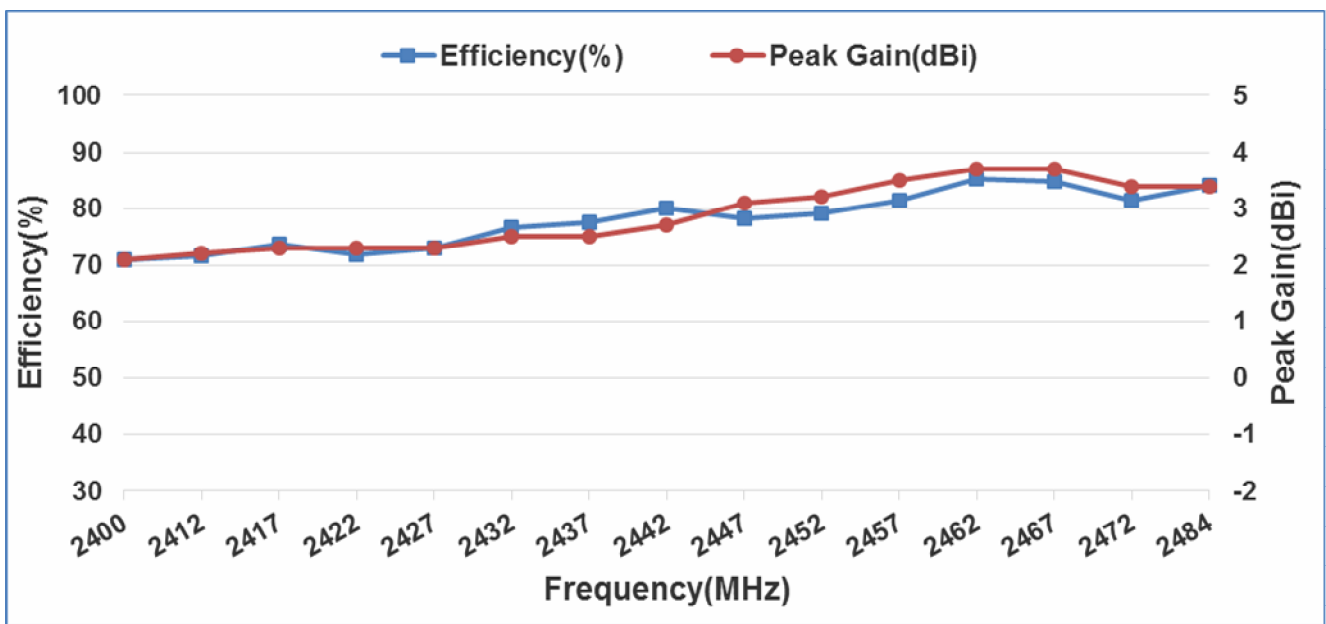
H2B1PD1A1C305L

REV. C

9-1-2. 3D Efficiency Table

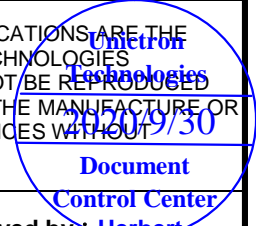
Frequency (MHz)	2400	2412	2417	2422	2427	2432	2437	2442	2447	2452	2457	2462	2467	2472	2484
Efficiency (dB)	-1.5	-1.5	-1.3	-1.4	-1.4	-1.2	-1.1	-1.0	-1.1	-1.0	-0.9	-0.7	-0.7	-0.9	-0.8
Efficiency (%)	71.0	71.6	73.8	71.8	73.1	76.7	77.5	80.0	78.3	79.1	81.5	85.3	84.8	81.5	84.2
Gain (dBi)	2.1	2.2	2.3	2.3	2.3	2.5	2.5	2.7	3.1	3.2	3.5	3.7	3.7	3.4	3.4

9-1-3. 3D Efficiency vs. Frequency



詠業科技股份有限公司
 Unictron Technologies Corporation
 Website: www.unictron.com

THIS DRAWINGS AND SPECIFICATIONS ARE THE PROPERTY OF UNICTRON TECHNOLOGIES CORPORATION AND SHALL NOT BE REPRODUCED OR USED AS THE BASIS FOR THE MANUFACTURE OR SALE OF APPARATUS OR DEVICES WITHOUT PERMISSION



Prepared by : Xenia

Designed by : Sam

Checked by : Chinling

Approved by : Herbert

TITLE : 40.0 x 6.0 x 0.5 (mm) Wi-Fi Dual Band PCB
 Substrate Antenna (AA222) Engineering Specification


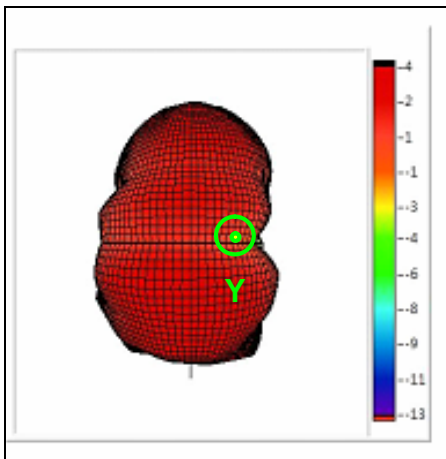
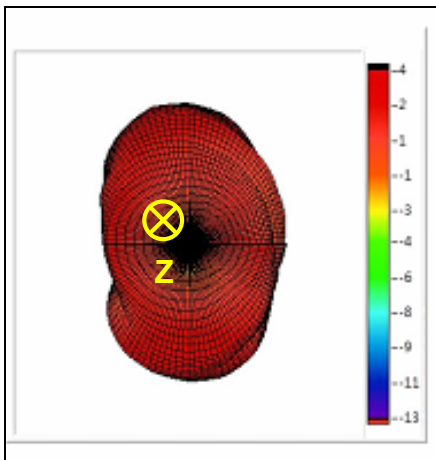
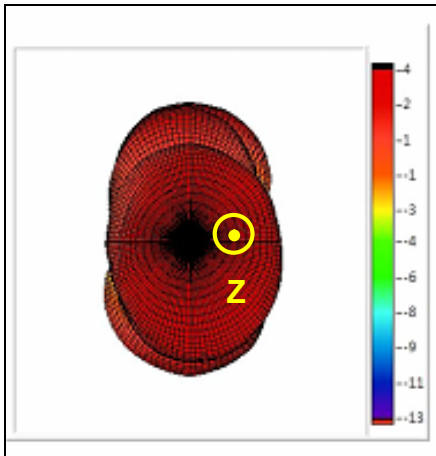
DOCUMENT NO.

H2B1PD1A1C305L

REV. C

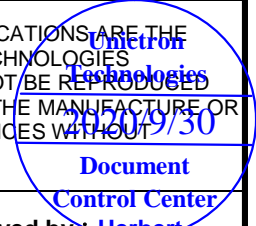
9-2. 5150~5850 MHz Band

9-2-1.3D Gain Pattern @ 5550 MHz (unit: dBi)



詠業科技股份有限公司
 Unictron Technologies Corporation
 Website: www.unictron.com

THIS DRAWINGS AND SPECIFICATIONS ARE THE PROPERTY OF UNICTRON TECHNOLOGIES CORPORATION AND SHALL NOT BE REPRODUCED OR USED AS THE BASIS FOR THE MANUFACTURE OR SALE OF APPARATUS OR DEVICES WITHOUT PERMISSION



Prepared by : Xenia

Designed by : Sam

Checked by : Chinling

Approved by : Herbert

TITLE : 40.0 x 6.0 x 0.5 (mm) Wi-Fi Dual Band PCB
 Substrate Antenna (AA222) Engineering Specification

DOCUMENT NO.

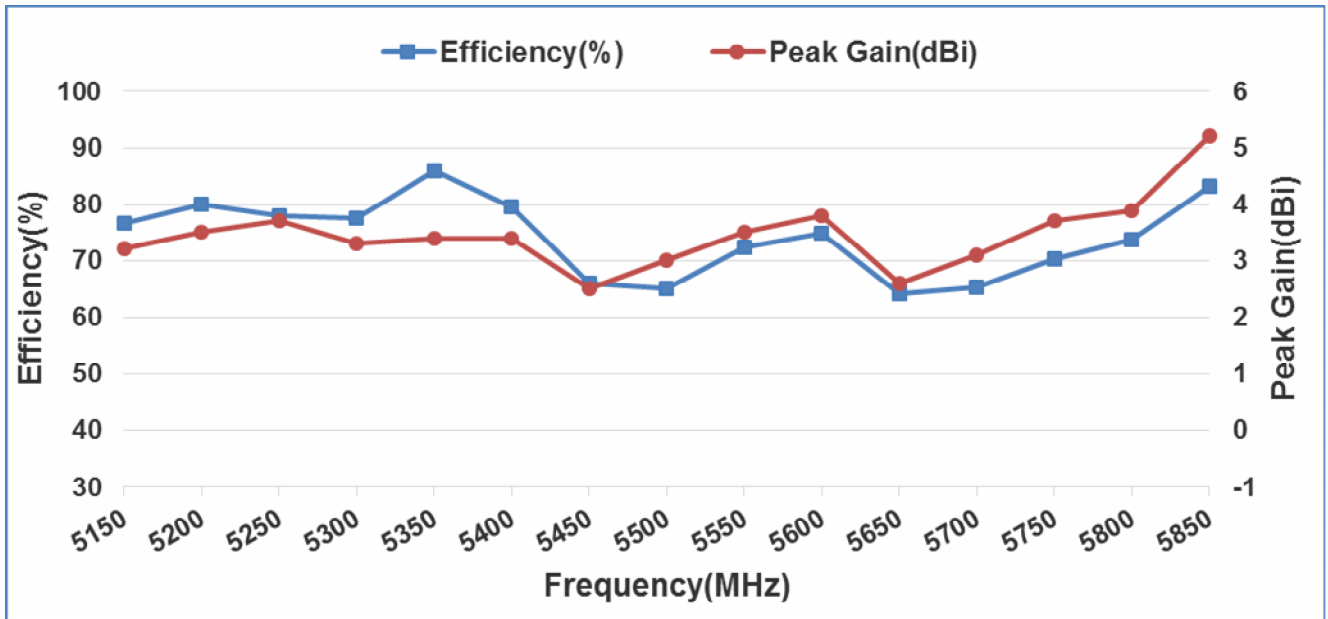
H2B1PD1A1C305L

REV. C

9-2-4. 3D Efficiency Table

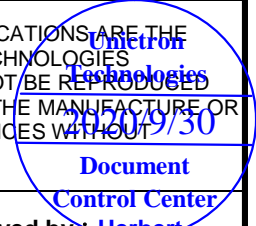
Frequency(MHz)	5150	5200	5250	5300	5350	5400	5450	5500	5550	5600	5650	5700	5750	5800	5850
Efficiency(dB)	-1.2	-1.0	-1.1	-1.1	-0.7	-1.0	-1.8	-1.9	-1.4	-1.3	-1.9	-1.9	-1.5	-1.3	-0.8
Efficiency(%)	76.7	80.0	78.1	77.5	86.0	79.6	65.9	65.0	72.3	74.8	64.1	65.4	70.3	73.6	83.1
Peak Gain(dBi)	3.2	3.5	3.7	3.3	3.4	3.4	2.5	3.0	3.5	3.8	2.6	3.1	3.7	3.9	5.2

9-2-5. 3D Efficiency vs. Frequency



詠業科技股份有限公司
 Unictron Technologies Corporation
 Website: www.unictron.com

THIS DRAWINGS AND SPECIFICATIONS ARE THE PROPERTY OF UNICTRON TECHNOLOGIES CORPORATION AND SHALL NOT BE REPRODUCED OR USED AS THE BASIS FOR THE MANUFACTURE OR SALE OF APPARATUS OR DEVICES WITHOUT PERMISSION



Prepared by : Xenia

Designed by : Sam

Checked by : Chinling

Approved by : Herbert

TITLE : 40.0 x 6.0 x 0.5 (mm) Wi-Fi Dual Band PCB
 Substrate Antenna (AA222) Engineering Specification

DOCUMENT NO.

H2B1PD1A1C305L

REV. C

10. Package

10-1. Weight and Quantity:

10-1-1. Unit Weight: 0.9 ± 0.15 (g)

10-1-2. Quantity:

Each PE Bag: 25 pcs

Each Outer Box: 2500 pcs

10-1-3. Total Weight:

N.W.: 2.25 ± 0.5 kg

G.W.: 3.65 ± 0.5 kg

Process	Photos	Remark
1		Put 25 pcs in a PE bag and attach label on PE bag.
2		Put 100 PE bags into an outer box with 2,500 pcs of antenna inside.



詠業科技股份有限公司
Unictron Technologies Corporation
Website: www.unictron.com

THIS DRAWINGS AND SPECIFICATIONS ARE THE PROPERTY OF UNICTRON TECHNOLOGIES CORPORATION AND SHALL NOT BE REPRODUCED OR USED AS THE BASIS FOR THE MANUFACTURE OR SALE OF APPARATUS OR DEVICES WITHOUT PERMISSION

Prepared by : Xenia

Designed by : Sam

Checked by : Chinling

Approved by : Herbert

TITLE : 40.0 x 6.0 x 0.5 (mm) Wi-Fi Dual Band PCB
Substrate Antenna (AA222) Engineering Specification

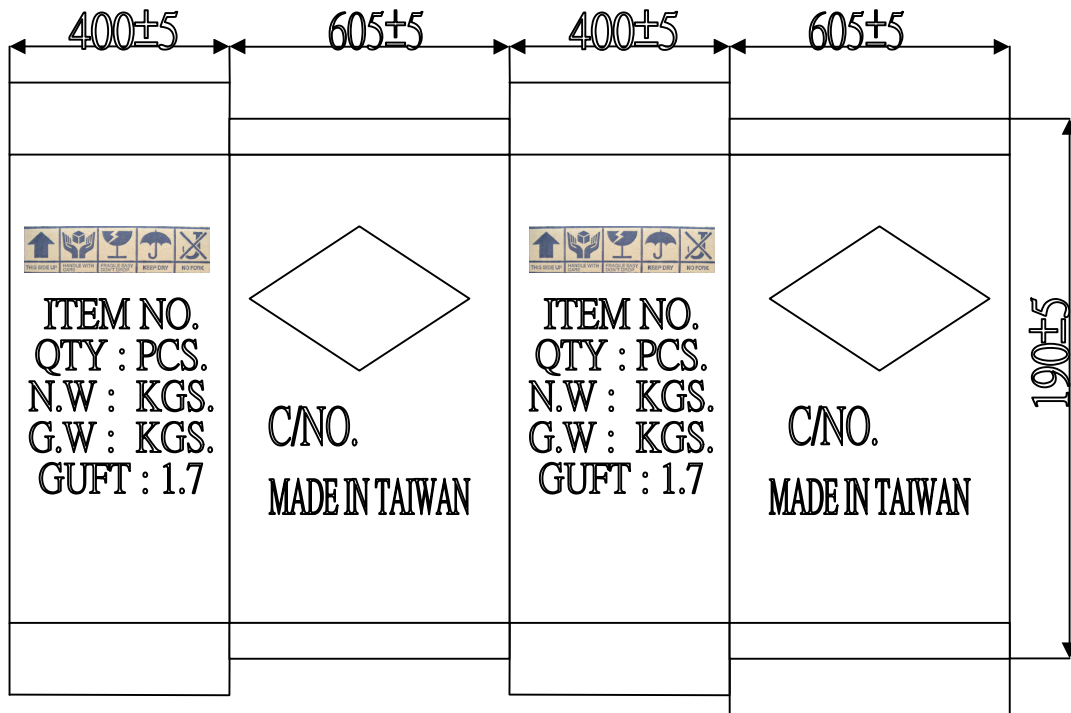
DOCUMENT
NO.

H2B1PD1A1C305L

REV.
C

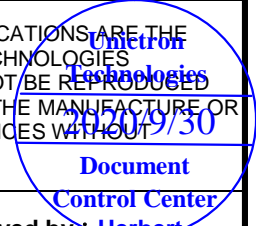
10-2. Dimensions

10-2-1 Outer Box (605mm*400mm*190mm)



詠業科技股份有限公司
 Unictron Technologies Corporation
 Website:www.unictron.com

THIS DRAWINGS AND SPECIFICATIONS ARE THE PROPERTY OF UNICTRON TECHNOLOGIES CORPORATION AND SHALL NOT BE REPRODUCED OR USED AS THE BASIS FOR THE MANUFACTURE OR SALE OF APPARATUS OR DEVICES WITHOUT PERMISSION



Prepared by : Xenia

Designed by : Sam

Checked by : Chinling

Approved by : Herbert

TITLE : 40.0 x 6.0 x 0.5 (mm) Wi-Fi Dual Band PCB
 Substrate Antenna (AA222) Engineering Specification

DOCUMENT NO.

H2B1PD1A1C305L

REV. C