



















- 1 
- 2 
- 3 
- 4 
- 5 
- 6 
- 7 
- 8 
- 9 
- 10 
- 11 
- 12 
- 13 
- 14 
- 15 
- 16 
- 17 
- 18 

CASE

Glass-fibre reinforced polyamide based (PA) technopolymer, black colour, matte finish. Moulded-in spindle.

BEZEL

Technopolymer. Moulded over the window.

WINDOW

Transparent polyamide based (PA-T) technopolymer (practically unbreakable). Resistant to solvents, oils, greases and other chemical agents (avoid contact with alcohol during cleaning operations).

DIAL

Anodised aluminium, clockwise or anti-clockwise graduation, black colour.

READING

Five-digits roller counter and one red pointer which turns on the graduated dial. The digit of the red roll shows the decimal values, while the pointer shows the hundredth.

The display indicates the displacement of the mechanism controlled by the spindle from the start position (0). One complete turn of the machine spindle corresponds to a turn of the handwheel/knob and consequently to a turn of the red pointer. A turn of the red pointer corresponds to a determinate reading on the counter (see "reading on the counter after one revolution of the red pointer" in the table).

Ballrace rotation: maximum reading accuracy.

IP PROTECTION

The ultrasonic welding of the window to the case guarantees the complete sealing with IP 67 protection class, see EN 60529 (on page A-19).

FEATURES AND APPLICATIONS

The knobs with integral gravity position indicator are suitable on spindles with horizontal or max 60° inclined axis.

To choose the handwheel see the table "Handwheels/knobs - possible assembly with indicators" (on page 461).

SPECIAL EXECUTIONS ON REQUEST

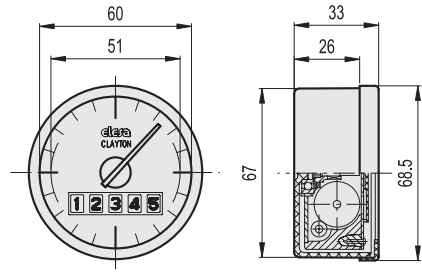
- No pointer
- Plain dial
- Special dial with logo or customised graduations
- Filling with paraffin oil, maximum continuous working temperature 40°C
- Special readings after one revolution.

INSTRUCTIONS OF USE

These indicators are supplied with a screw on the rear case to prevent the mechanism from rotating during transportation, avoiding any displacement of reading. Before assembling the indicator into the handwheel, remove the screw from the back and fit the self-adhesive element supplied to guarantee IP 67 sealing.



ELESA Original design



Example of description for ordering

GW12 - **00002** - **D**

Reading on the counter after one revolution of the red pointer

Graduation

Increasing graduation

00002	0000.2	000.02	00.002
00002	0000.2	000.02	00.002
00005	0000.5	000.05	00.005
00008	0000.8	000.08	00.008
00010	0001.0	000.10	00.010
00012	0001.2	000.12	00.012
00012(5)	0001.2(5)	000.12(5)	00.012(5)
00020	0002.0	000.20	00.020
00025	0002.5	000.25	00.025
00030	0003.0	000.30	00.030
00035	0003.5	000.35	00.035
00040	0004.0	000.40	00.040
00050	0005.0	000.50	00.050

Dial Graduation Number
20
50
40
100
60
100
40
50
60
70
80
100

Graduated dial resolution

Divide the reading of the counter for the number of graduations of the dial.

Example:
00002 / 20 = 0.1

