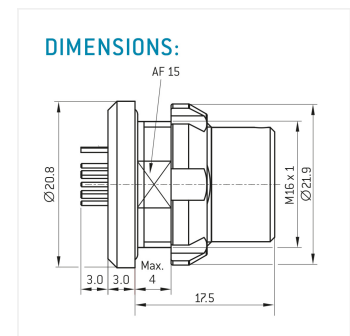
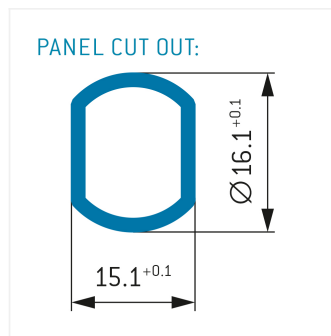



## ODU AMC<sup>®</sup>, Receptacle for rear panel mounting

### General information

Part number	GK2YAR-P16WCD0-000L
Termination	Solder
Size	2
Locking principle	Break-Away , Push-Pull
Coding	A (light brown)
Cable Diameter	5 – 10.0 mm



### Contact insert description

Number of contacts	16
Contact type	Sockets
Contact diameter	0.5 mm
Insulator material	PEEK
Wire cross section	AWG 26
Termination	Solder
Termination diameter	0.65 mm
Data transmission	HDMI 1.3 (8.13 Gbit/s)

Reverse gender on request

## Connection diagram

Pos.	Signal	Pos.	Signal
0 +	TMDS Data 0+	9	CED
0 -	TMDS Data 0-	10	SCL
1 +	TMDS Data 1+	11	SDA
1 -	TMDS Data 1-	12	+5V Power
2 +	TMDS Data 2+	13	DDC/CEC/HEG GND
2 -	TMDS Data 2-	14	HPD/HEC+
C +	TMDS Clock+	15	HEC-
C -	TMDS Clock-	16	free / e.g. shield

## Technical information

Nominal current single contact	5 A	IEC 60512-5-2:2002 (DIN EN 60512-5-2:2003)
Nominal current insert	2,5 A	VDE 0298-4:2003
Test voltage	1.2 kV AC	EIA-364-20F:2019-02

All shown connectors are rated to a safety extra low voltage (SELV) of less than 50 V AC / 75 V DC, according to IEC 61140:2016 (VDE 0140-1:2016) Protection against electric shock - Common aspects for installation and equipment. In case other standards rule a specific use of the connector, the application specific safety criteria shall be considered first. In this context, lower voltage ratings may be valid. Warning: Danger to life for operating voltages above 50 V AC / 120 V DC!

## Mechanical and environmental data

Degree of protection*	IP6K8 / IP6K9K
Operating temperature	-51 °C – 125 °C
Mating cycles	5000

\*mated condition

## Material and surface treatments

Housing	Cu-alloy with ruthenium finish
Contact	Cu-alloy with gold finish

The contact arrangement of an ODU data transmission connector differs from a standard data transmission connector due to the robust ODU specific design. However, the ODU design meets the electrical specifications of the respective standard data transmission protocol.

All shown connectors are defined without breaking capacity (COC) according to IEC 61984:2008 (VDE 0627:2009).

The contact arrangement of an ODU data transmission connector differs from a standard data transmission connector due to the robust ODU specific design. However, the ODU design meets the electrical specifications of the respective standard data transmission protocol.

ODU MEDI-SNAP® and MINI-SNAP® are UL-approved (E110586).

ODU reserves the right to make changes based on the current state of knowledge without prior notice without being obliged to provide replacement deliveries or refinements of older designs.