REV.	LOCAS.	DESCRIPTION	DATE	DRAWN
A	NEW	INTERIM INITIAL RELEASE.	2020.12.16	Cao Liang
B	B	Add Product Specifications And The cylinders change direction.	2021.02.05	Cao Liang

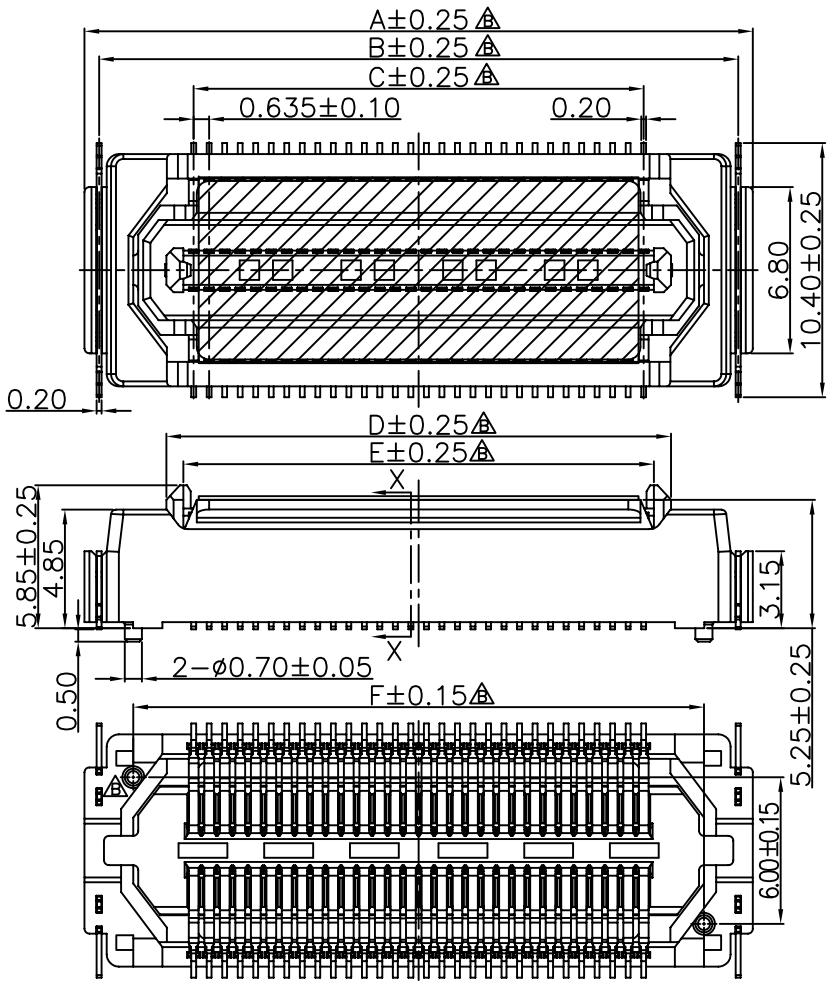

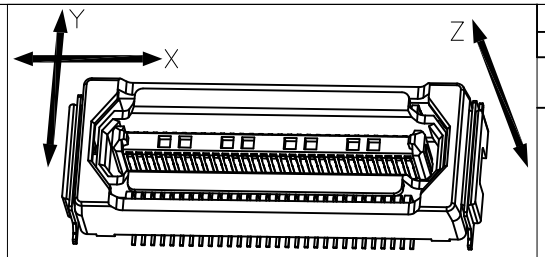

FLOATING RANGE
X DIRECTION: ±0.7mm
Y DIRECTION: ±0.7mm
Z DIRECTION: ±0.5mm

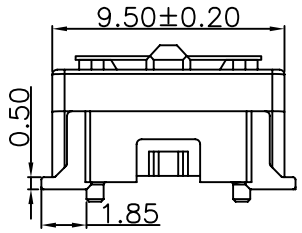

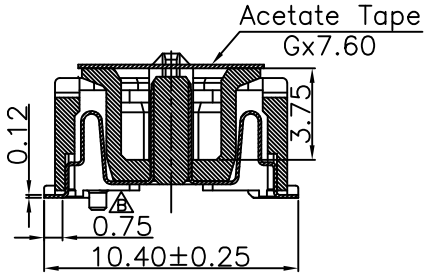

SECTION X−X

Specifications
Current Rating:0.5Amp
Insulation Resistance:500MΩ Min.
Dielectric Withstanding Voltage:200VAC
Contact Resistance:120mΩ Max.
Operating Temperature:−40°C to +105°C
Materials
Contact Material:Phosphor Bronze
Insulator Material:High Temperature Thermoplastic, UL 94V−0 LCP or the equivalent material
All materials must meet GREENCONN hazardous substances control standards.

No. of PIN/ROW	Dimension Information						
	A	B	C	D	E	F	G
2x30	27.35	26.15	18.415	20.65	19.25	23.35	18.00
2x40	33.70	32.50	24.765	27.00	25.60	29.70	24.35

B

Recommended P.C.Board Layout
(Tolerance:±0.05)

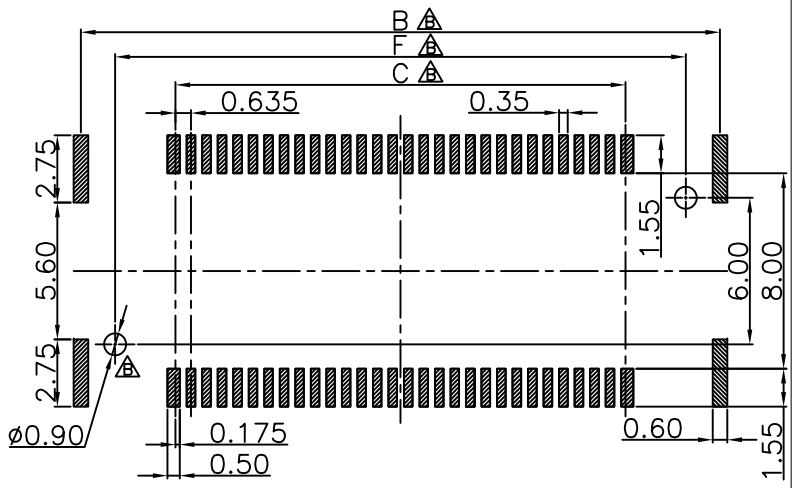

Ordering Information

G GZC201 − XX XX B 001 C 1 S X

- XX: No. Of Pins Per Row — 30,40
- XX: Standard Plating — 02=Gold Flash; 09=3u"~5u"AU/GoldFlash; N5=6u"~8u"AU/1u"AU
- 1: Color — 1=Black
- X: Standard Packing — H=Acetate tape+Tape&Reel

Greenconn
Website:www.greenconn.com
E−mail:sales@greenconn.com

REV.	UNIT.	SCALE.	3RD.ANG PROJ.	PAGE.
B	mm	3:1		1/1

GENERAL TOLERANCE	
X.°±5.0°	X.±0.30
.X°±3.0°	.X±0.25
.XX°±2.0°	.XX±0.15
.XXX°±1.0°	.XXX±0.10

DESIGNED: Cao Liang	DATE: 2021.02.05
CHECKED:	DATE:
APPROVED:	DATE:

DWG. NO. GGZC201−CB1CS
PART NO. GGZC201−XXXXB001C1SX

TITLE. 0.635mm PITCH BTB FLOATING CONNECTOR