

PART NAME: Cable Glands

SCALE: 1:1

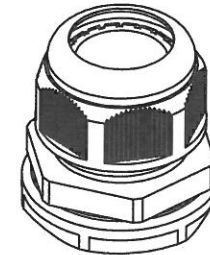
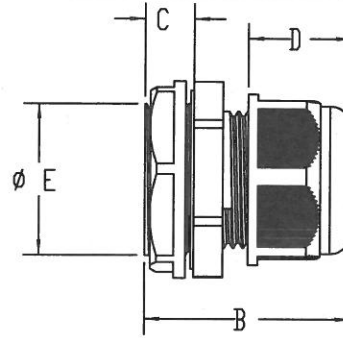
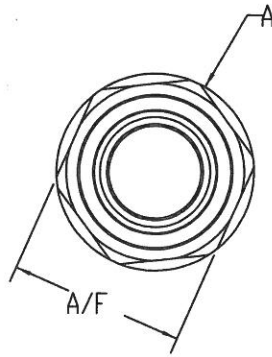
DATE: 12/3/18

DR. BY: JAM



P/N: Cable Gland

THIS DRAWING IS THE PROPERTY OF DAVIES MOLDING COMPANY, IS SUBMITTED SOLELY AS A DESIGN OR ENGINEERING PROJECT  
WE ACCEPT NO RESPONSIBILITY WHATSOEVER FOR THE PRACTICAL APPLICATION OF THE PIECES MADE TO THIS DESIGN.



PG Thread Cable Gland with O-Ring Data sheet

Part #	Threading Type	Cable Range (in mm)	A/F	Ø A	B		C	D	Ø E
					Min.	Max.			
GC2000-A	PG-7	3.5-6.5	15	16.50	27.50	30.50	9.00	12.50	12.00
GC2000-B	PG-9	5.5-8	18	20.00	31.00	35.50	8.50	16.50	15.20
GC2000-C	PG-11	7-10	22	24.50	31.50	35.50	8.50	17.00	18.30
GC2000-D	PG-13.5	8-12	24	26.00	27.50	32.50	9.00	17.50	20.00
GC2000-E	PG-16	10-14	27	30.00	35.00	40.50	10.00	19.00	22.50
GC2000-F	PG-21	14-18	33	36.00	39.00	45.00	12.00	21.50	28.50
GC2000-G	PG-29	19-25	42	47.00	46.00	53.50	11.00	26.50	36.70
GC2100-H	PG-36	25-32	54	59.00	57.50	64.00	13.00	30.50	47.00
GC2000-J	PG-42	32-38	59	65.50	63.00	69.00	20.5	31.00	53.50
GC2000-K	PG-48	38-42	65	71.00	65.00	71.50	20.5	32.00	59.30
GC2000-L	PG-63	40-50	74	83.00	81.00	96.00	29.00	42.50	70.00

MATERIAL: NYLON 6  
COLOR: BLACK